

Order at 訂貨熱線 :

香港批發/分銷 T (852) 2781 2855

澳門批發/分銷 T (853) 2822 2751

工程/商業項目 T (852) 2691 9166

E enquiry@supermoon.hk

www.supermoon.hk

SINAMICS G120P

The energy-efficient, user-friendly frequency inverter for pumps, fans, and compressors

Brochure · November 2009



SINAMICS Drives

Answers for industry.

SIEMENS

SINAMICS G120P

The modular frequency inverter for pumps, fans, and compressors

Ideal for building automation, water and process industries

The SINAMICS G120P frequency inverter is a cost-effective, efficient, and easy-to-operate pump, fan, and compressor drive featuring a wide range of functions.

It has been specially designed for the industrial environment as well as for applications in heating, ventilation, and air-conditioning.

The new SINAMICS G120P frequency inverter is the perfect solution for applications, such as closed-loop speed control for ventilation fans, circulating pumps for heating and cooling systems, booster pumps, or pumps for level control.

SINAMICS G120P offers a high degree of user-friendliness:

- Integrated application-specific wizards and macros for simple commissioning
- USB port and IOP operator panel with clear-text display (IOP = Intelligent Operator Panel)
- Modular design comprising of a Control Unit, Power Module, and operator panel or blanking plate

SINAMICS G120P supports functions for leveraging energy efficiency across the entire process chain:

- Minimum apparent power loss thanks to efficient technology
- Automatic adaptation of the motor current to prevailing load conditions with ECO mode
- Hibernation (sleep mode) as a function of the setpoints
- Automatic switchover to mains operation at rated speed
- Auto-ramping function for current limitation purposes

The technology reduces line harmonic distortions and ensures compliance with the relevant standards without the need for additional components.



Highlights

Mechanical system

- High degree of protection IP55/UL type 12
- Efficient, modular frequency inverter
- Reliable operation in harsh environments, e.g. suitable for ambient temperatures up to +60 °C

Electronics

- Wide range of PFC functions integrated
- Comprehensive monitoring functions
- PLC functions for local control tasks
- Reduced line harmonic distortions and compliance with relevant standards
- Energy savings across the entire process chain
- Easy-to-operate via wizards

Integrated communication

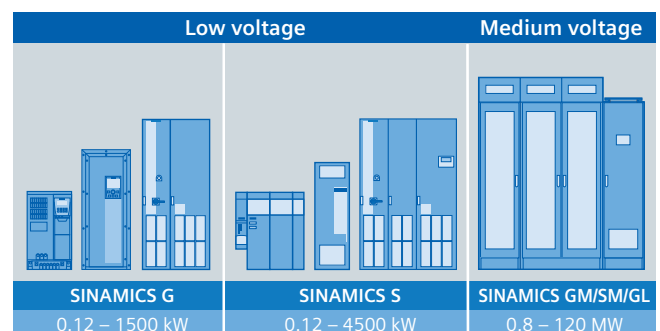
- USS, Modbus RTU, BacNet MS/TP, PROFIBUS DP, CANopen



SINAMICS G120P belongs to the SINAMICS drive family of innovative, future-oriented drive solutions



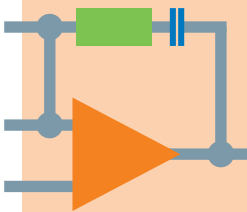
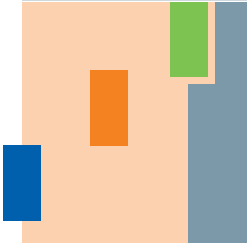

- Broad range of power ratings from 0.12 kW to 120 MW
- Low-voltage and medium-voltage versions available
- Seamless, integrated functionality by using common hardware and software platforms
- Common engineering and configuration tools
 - SIZER for engineering
 - STARTER for configuration and commissioning
- High degree of flexibility and ability to be combined

Whatever the drive task, SINAMICS has the optimum drive – and they can all be engineered, parameterized, commissioned, and operated in the same way.



SINAMICS G120P

Innovation for central drive technology

Function	Benefits	
Optimum energy management through innovative technology		
	Optimized architecture	Reduced line harmonic distortions No reactors → Compact design Lower apparent power → Smaller cable cross-sections Limits for harmonic currents and THD compliant with IEC/EN 61000-3-12 without the need for additional measures ($R_{sce} \geq 120$)
	Dual rating (LO/HO)	Optimum load factor for pump/fan/compressor applications
	V/f (ECO) motor control	Energy-saving capability through automatic adaptation of the motor current to prevailing load conditions (lower motor losses under partial load conditions)
	Hibernation mode	Energy-saving capability because the drive is started/stopped in line with the current setpoints, thereby avoiding excessive mechanical loads
Straightforward, application-specific commissioning and operation		
	Integrated USB port	Simple commissioning/diagnostic routine with PC tools and standardized cable
	IOP interface (Intelligent Operator Panel)	Wizard-based, user-friendly operator panel
	Remote maintenance/diagnostics and parameterization	Simplified, central commissioning/maintenance Reduced costs as service personnel assignments are no longer required
	Slot for micro memory card (MMC)	Data back-up for easy replacement
Flexible deployment of integrated functions		
	PLC functions for local control tasks	Flexible deployment of integrated functions → No need for additional, external components
	4 integrated, freely-programmable PID controllers	Distributed closed-loop control for motor-independent process control without PLC
	3 freely-programmable digital time switches	Control for freely-selectable daily and weekly programs
Flexible deployment across a wide range of applications		
	Isolated digital inputs with separate voltage classification Insulated analog inputs	Protection against erroneous voltage EMC-compliant design without the need for additional components in line with process industry requirements
	NI1000/PT1000 temperature sensor interface	Direct connection of temperature sensors without external interface
	230 V relay	Direct control for auxiliary equipment, e.g. reactor or valve actuators
Flexible, modular system for challenging environmental conditions		
	Can be deployed at ambient temperatures up to +60 °C (140 °F) thanks to sophisticated ventilation system	Suitable for use in harsh environments
	Removable operator panel	Protection against unauthorized access Degree of protection IP54 with operator panel, IP55 with blanking plate; UL type 12
	Modular design of power and control electronics	Simply plug on Control Unit to re-commission Power range can be easily extended Fast replacement of power units

SINAMICS G120P

Technical data

Mechanical data	
Mounting dimensions (W x H x D)	
• Size FSA	154 x 460 x 264 mm (6.06 x 18.11 x 10.39 in)
• Size FSB	180 x 540 x 264 mm (7.09 x 21.26 x 10.39 in)
• Size FSC	230 x 620 x 264 mm (9.06 x 24.41 x 10.39 in)
Degree of protection	
• With operator panel	IP54/UL type 12
• With blanking plate	IP55/UL type 12
Electrical data	
Power rating (low overload LO)	0.37 ... 18.5 kW (0.5 ... 25 hp)
Line supply voltage	380 ... 480 V 3 AC ±10 %
Line frequency	47 ... 63 Hz
Overload capability (low overload LO)	<ul style="list-style-type: none"> 1.5 x rated output current (150 %) for 3 s every 300 s 1.1 x rated output current (110 %) for 57 s every 300 s
Rated input current (at 40 °C (104 °F))	1.7 ... 53 A
Rated output current (at 40 °C (104 °F))	1.3 ... 45 A
Operating temperature	up to +60 °C (140 °F) with derating
Relative humidity	< 95 % RH, non-condensing
Output frequency	0 ... 200 Hz
Pulse frequency	4 kHz (default) The pulse frequency can be changed manually in 2 kHz steps.
Skip frequency range	4, parameterizable
Fixed frequencies	16, programmable
Digital inputs and outputs	<ul style="list-style-type: none"> 6 DI, 3 DO, 4 AI, 2 AO 1 x KTY/PTC/ThermoClick sensor 2 x PSU-out (10 V DC, 24 V DC) 1 x PSU-in (24 V DC)
Communication	
Bus interface	Control Unit CU230P-2 supports a wide range of communications protocols, e.g. USS, Modbus RTU, BacNet MS/TP, PROFIBUS DP, CANopen
Software	
Commissioning tool	<ul style="list-style-type: none"> STARTER for commissioning via PC IOP (Intelligent Operator Panel)

Technology functions	
Open-loop/closed-loop control technique	<ul style="list-style-type: none"> V/f (linear, square-law, FCC, ECO) Vector control without encoder (SLVC)
Operating functions	<ul style="list-style-type: none"> Automatic restart (after power failure) Energy saving mode (ECO mode) Hibernation (sleep mode, to start and stop the motor depending on demand) Flying restart (switch on inverter when motor is turning) Motor staging (for applications that require 1-4 motors depending on the flow rate, for example) 4 PID technology controllers (e.g. to control pressure, level, flow rates) Logical and arithmetic functions that use function blocks Emergency operation/Essential services mode (to operate the motor as long as possible in the event of an emergency) Multi-zone controller (to control the temperature in several rooms simultaneously using setpoint/actual value comparisons) Bypass
Protective functions	Motor temperature monitoring with and without temperature sensor (via PTC, KTY and ThermoClick sensor) <ul style="list-style-type: none"> Overcurrent protection Load torque monitoring Overvoltage protection (V_{DCmax} controller)
Braking functions	DC braking
Motors that can be connected	3-phase synchronous and induction motors
Standards	
Standards conformance	UL, CE, c-tick, cUL, CSA
Electromagnetic compatibility	Integrated line filter for installation to EN 61800-3 C2 (class A) and EN 61800-3 C1 (class B)
Accessories	
	<ul style="list-style-type: none"> Blanking plate (if no panel is required) MMC for Control Unit PC connecting cable RS232 and USB Mounting kit

Siemens AG
Industry Sector
Drive Technologies Division

Subject to change without prior notice
Order No.: 6ZB5471-0AR02-0BA0
3P.8222.75.05 / Dispo 18404
BR 1109 3.0 VOG 4 En
Printed in Germany
© Siemens AG 2009

www.siemens.com/sinamics

The information provided in this brochure contains descriptions or characteristics of performance, which in case of actual use do not always apply as described or which may change as a result of further development of the products.

An obligation to provide the respective characteristics shall only exist if expressly agreed in the terms of contract.

Availability and technical specifications are subject to change without prior notice.

All product designations may be trademarks or product names of Siemens AG or supplier companies whose use by third parties for their own purposes could violate the rights of the owners.