

SUPERMOON

Powering modern work and life

Order at 訂貨熱線：

香港批發 / 分銷 T (852) 2781 2855

澳門批發 / 分銷 T (853) 2822 2751


工程 / 商業項目 T (852) 2691 9166


E enquiry@supermoon.hk

www.supermoon.hk

hager

sollysta wiring accessories
including white moulded, decorative & grid





sollysta

style with substance

Sollysta has been designed to inspire confidence. Its modern, yet soft styling blends with today's interiors and hints at its reliability. Acting as the link to power and lighting, whether for home entertainment or everyday tasks, you must have confidence in the quality of wiring accessories.

They are a part of our everyday life and are always visible. Style and substance are a must. Sollysta's fresh, rounded appearance suggests an understated quality that is confirmed when you use them.

Step closer and you will not be disappointed. Attention to detail is obvious, even the rockers have a subtle curved profile with rounded edges. Set in a slight indentation they suggest a softness reminiscent of furnishings.

Take a moment to switch the rocker and you will notice its ergonomics. Its shape feels comfortable and you will be rewarded with a solid click, providing a positive confirmation that you have completed the switching action.

Small details we know, but this is what sets sollysta apart.





sollysta
white moulded

p 10



sollysta
decorative

p 26



sollysta
grid

p 56



sollysta

elegant functionality

First impressions count. When you first step into a building whether it is a home or an office you form an impression. That impression could make the difference between a building remaining empty or not.

Makeovers and advanced technology have transformed the way that we use electricity. Wiring accessories are a vital link in how we use a space, both for leisure and work.



Once, a wall switch and a twin switched socket might have sufficed. Now our demand for both power and data has multiplied.

As their numbers increase, so does the need for them to look the part. Aesthetics are vital in the decision making process.

At the same time you need to be confident that wiring accessories are safe and continue to function. You need to feel assured that the range will meet all of your needs. From wall switches to twin switch sockets, RJ45 outlets to grid systems, sollysta will perform beautifully.

Take a closer look at sollysta wiring accessories. They will grace any building and interior design. They will also exceed your performance specifications.



sollysta

beautifully safe

However attractive wiring accessories are to the eye, they remain our link to electricity. They must perform and maintain the highest levels of safety.

Safety was at the top of our agenda when we designed sollysta. The fresh white exterior is manufactured from top grade urea, which forms a tough, durable and shatter resistant barrier.

Our isolating switches do just that, they isolate the electrical supply to meet the latest standards. Our socket outlets all feature a child resistant shutter system, which will prevent access to live parts unless all three pins of a standard british 13 amp plug are in position.

We know that peace of mind is important, which is why sollysta is not just good to look at; it protects as well.



elegant functionality

the unique neutral loop terminal



Lighting Connections

Domestic lighting circuits have for many years been connected using the 3 plate method where the loop terminal is at the ceiling rose.

Today it is increasingly likely that there is a decorative light fitting or even downlighters fitted in place of a standard pendant. These fittings are rarely provided with a neutral loop terminal.

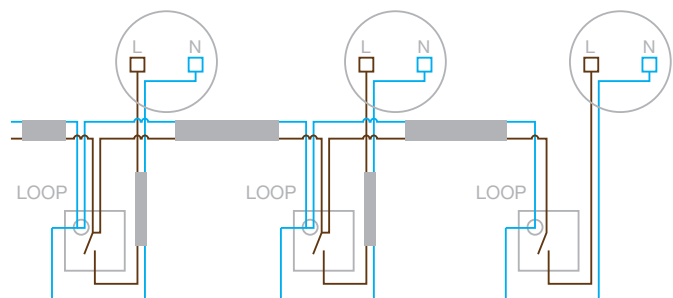
It has also become more popular to make the loop connection at the switch.

This has the advantage of the connections being accessible and at a more convenient working height.


However, this leaves the problem of terminating the neutral conductor.

One solution is to connect the neutral to a connector block inside the wall box, which takes up extra space.

Another is to use the sollysta light switch which has a unique neutral loop terminal.




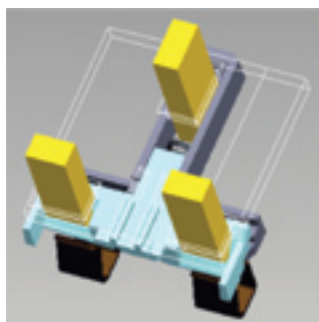
beautifully safe safety shutters



BS 1363 Socket Outlets

One of the fundamental requirements of the 17th Edition is to provide basic protection against electric shock.

Socket outlets have apertures for plug pins and therefore will have a shutter mechanism that prevents access to live parts unless the earth pin is also present and has been inserted first. This however can be either intentionally or inadvertently defeated by inserting something into the earth pin aperture.



All sollysta sockets have a unique patented shutter system that not only requires the earth pin to be inserted first, but the simultaneous insertion of the live and neutral pins as well, before the shutter mechanism is activated. This enhances the safety by making it more difficult to defeat the mechanism and therefore reducing the risk of electric shock.



sollysta

white moulded

In addition to its installation features for the contractor the white moulded range has particular aesthetic appeal for the end user with a fresh rounded appearance that also suggests something solid and substantial. The sollysta range has a subtle curved profile with rounded edges. The accessories also have a slight indentation around the rockers to further soften the look.

The range of sollysta wiring accessories is the easiest in the market to install with the shallowest back projection for more cabling space.

Behind the faceplate the terminals face in the same direction with lead ins for wiring, backed off screws held captive to prevent loss, wire end stops and clear white labelling off a dark grey background.

The wall switches are the market's first neutral loop terminal contained within the accessory. This allows contractors to complete the loop connection in the switch instead of in the ceiling rose. Not only does this reduce cabling and the uncomfortable time spent working at ceiling level, but it also meets the needs of BS7671 since the connections are readily accessible for inspection.

The socket outlets are double pole and twin earth as standard and feature additional security with a three pin operated shutter mechanism. This prevents access to live parts unless all three pins from a standard British 13 amp plug are in position.

The white moulded range has a high impact strength for safety and is scratch resistant.



Wall Switches	14
Controls	14
Isolator Switches	15
Socket Outlets	15
20A Double Pole Switches	16
50A Double Pole Switches	16
45A Cooker Control Unit	17
Fused Connection Unit	17
Outlet Plates	18
Shaver Socket	19
Telephone & Data	20
TV & Satellite	20
Euro Frontplates & Modules	21
Ceiling Switches	22
Fan Isolator Switches	22
Power Isolator Switches	23
Accessories	23
Pattress Boxes	24
new Part M Accessories	25

sollysta


white moulded

Wiring accessories

In addition to the aesthetics for the home owner the products have been designed to make the installation easier for electrical contractors.

Terminals designed to face in the same direction, with lead-ins for wiring, backed-off screws held captive to prevent loss, wire end stops and clear identification all help make the wiring and cabling much easier.

With the shallowest projection allowing more cabling space and faceplate overlap the final fitting is quicker and provides a neater finish.



The advantages for you:

- Terminals are easy to identify, access and tighten.
- Installation time is reduced.
- Termination remains secure when the product is pushed back to the box.
- Aesthetics are excellent, even if the back box is slightly proud of the wall.

Technical data:

- Product ranges have been independently tested and certified.
- Faceplates are made from high grade urea ensuring excellent scratch and impact resistance.
- All sockets are provided with our unique safety shutter ensuring the highest levels of protection.



Quick tips

1



Terminals

The terminals all face in the same direction for ease of installation and are clearly identified.

2



Terminal screws

Terminal screws are supplied backed out to save installation time and are captive so they won't be lost.

3



Lead ins

Moulded lead-ins help to guide the driver blade to the screw head.

4



Wire end stop

A positive wire end stop provides added security of connection.

5



Projection

The range has been designed to offer the shallowest projection possible in the back box, maximising space for cabling.

6



Overlap

The faceplate overlaps the back boxes to cover any discrepancies in the plaster or wall finish.



High quality

High quality face plates provide resistance to impact and heat for maximum robustness.



Independently tested

Product ranges have been independently tested and certified.

- Unique patented LOOP terminal to allow Neutral looping at the switch.
- Complies with BS EN 60669-1, a.c only.
- 'X' rated - No need to derate for fluorescent loads.
- Two way switches can be wired either 1 way or 2 way.
- Clear terminal markings: 1-way L1 2-way L2
- Capacity of each terminal 2 x 4.0mm² conductors.
- For mounting boxes see selection chart on page 65.
- For multigang switches use of a 25mm mounting box will provide increased wiring space.
- Supplied with M3.5 x 20mm long fixing screws.

1 & 2 Way Wall Switches, Push Switches and Intermediate Switch



WMPS11

Description	Cat ref.
10AX 1 Gang 1 Way Wall Switch	WMPS11
10AX 1 Gang 2 Way Wall Switch	WMPS12
10AX 2 Gang 2 Way Wall Switch	WMPS22
10AX 3 Gang 2 Way Wall Switch	WMPS32
10AX 4 Gang 2 Way Wall Switch	WMPS42
10AX 1 Gang 2 Way Wall Switch Wide Rocker	WMPS12W
10AX 2 Gang 2 Way Wall Switch Wide Rocker	WMPS22W
Intermediate Switch	WMPS16
Intermediate Switch Wide Rocker	WMPS16W
Push Switch	WMPS12R
Push Switch with Bell Symbol	WMPS12RB
Push Switch Wide Rocker	WMPS12RW

Controls

- Stylish flush buttons give easy press action.
- Quick press for ON/OFF.
- Hold button down to dim or brighten light level.
- Leading edge.
- Soft start feature prolongs lamp life.
- Suitable for dimming mains and dimmable transformer extra low voltage lamps.
- Complies with BS EN 60669-2-1 (including BS EN 55015).
- Automatic switch off in the case of transformer instability protects the dimmer and the transformer.
- Supplied with M3.5 x 30mm long fixing screws.

Switch Dimmer



WMDS1

Description	Cat ref.
1 Gang Dimmer 400W	WMDS1
2 Gang Dimmer 250W	WMDS2
3 Gang Dimmer 250W	WMDS3
4 Gang Dimmer 250W	WMDS4

- Complies with BS EN 60669-2-4
- Rated conditional short circuit current (Inc) 1500A tested with Hager MTN110 6kA B curve MCB.
- Capacity of each terminal 2 x 4.0mm² conductors.
- For mounting boxes see selection chart on page 65.
- Supplied with M3.5 x 20mm long fixing screws.



WMPS3PIF

1 Gang 3 Pole Isolator Switches

Description	Cat ref.
3 Pole Isolator Switch	WMPS3PI
3 Pole Isolator Switch with Fan Symbol	WMPS3PIF

Socket Outlets

- Unique patented 3 part safety shutter.
- Complies with BS 1363-2, a.c only.
- Double pole switching mechanism on switched sockets.
- Twin socket comes with twin earth as standard.
- All terminal screws grouped in-line and upward facing for ease of installation.
- Clear printed and engraved terminal markings.
- Capacity of each terminal: 5 x 2.5mm² conductors switched; 4 x 2.5mm² unswitched (for other sized conductors see terminal capacities on page 64).
- For mounting boxes see selection chart on page 65.
- Supplied with M3.5 x 30mm long fixing screws.



WMSS82O

13A Switched Sockets

Description	Cat ref.
1 Gang Double Pole Switched Socket	WMSS81
2 Gang Double Pole Switched Socket Dual Earth	WMSS82
2 Gang Double Pole Switched Socket Dual Earth Outboard Rockers	WMSS82O
1 Gang Double Pole Switched Socket with LED Indicator	WMSS81N
2 Gang Double Pole Switched Socket Dual Earth with LED Indicator	WMSS82N
2 Gang Double Pole Switched Socket Dual Earth Outboard Rockers with LED Indicator	WMSS82ON



WMS51

5A / 13A Unswitched Socket

Description	Cat ref.
5A 1 Gang Unswitched Socket	WMS51
13A 1 Gang Unswitched Socket	WMS81
13A 2 Gang Unswitched Socket Dual Earth	WMS82

sollysta

20A Double Pole Switches



- Complies with BS EN 60699-2-4.
- Rated conditional short circuit current (Inc) 1500A tested with Hager MTN120 6kA B curve MCB.
- Cable clamp accommodates up to 1.5mm² flexible cord.
- Single screw fast fix cable clamp.
- Available with LED indicator in rocker.
- All terminal screws upward facing for ease of installation.
- Clearly printed and engraved terminal marking.
- Capacity of each terminal 2 x 6.0mm² conductors.
- For mounting boxes see selection chart on page 65.
- Supplied with M3.5 x 30mm long fixing screws.

20A Double Pole Switches



WMDP84N

Description	Cat ref.
20A Double Pole Switch	WMDP84
20A Double Pole Switch with Flex Outlet	WMDP84FO
20A Double Pole Switch with LED Indicator	WMDP84N
20A Double Pole Switch with LED Indicator & Flex Outlet	WMDP84FON
20A Double Pole Switch with LED Indicator marked Waterheater	WMDP85N
20A Double Pole Switch with LED Indicator & Flex Outlet marked Waterheater	WMDP85FON

50A Double Pole Switches

- Complies with BS EN 60699-2-4.
- Rated conditional short circuit current (Inc) 1500A tested with Hager MTN150 6kA B curve MCB.
- LED indication.
- All terminal screws upward facing for ease of installation.
- Clearly printed terminal marking.
- Capacity of each terminal 2 x 6mm², 1 x 10mm².
- For mounting boxes see selection chart on page 65.
- Supplied with M3.5 x 30mm long fixing screws.

50A Double Pole Switches



WMDP50N

Description	Cat ref.
50A Double Pole Switch 1 Gang with LED Indicator	WMDP50N
50A Double Pole Switch 2 Gang Vertical with LED Indicator	WMDP50VN

- Complies with BS 4177.
- Switch and socket are double pole.
- Twin earth as standard.
- Available with optional LED indication.
- Main switch is suitable for isolation.
- All terminals are upward facing for ease of installation.
- Clearly printed terminal marking.
- Capacity of terminals 2 x 6.0mm², 1 x 16.0mm².
- For mounting boxes see selection chart on page 65.
- Supplied with M3.5 x 30mm long fixing screws.

45A Cooker Control Unit



WMCC50



WMCC50N

Description

45A Cooker Control Unit
45A Cooker Control Unit with LED Indicator

Cat ref.

WMCC50
WMCC50N

Fused Connection Units

- Complies with BS 1363-4.
- Cable clamp accommodates up to 1.5mm² flexible cord.
- Single screw fast fix cable clamp.
- Available with LED light indicator in rocker.
- All terminal screws upward facing for ease of installation.
- Clearly printed terminal markings.
- Capacity of each terminal 2 x 6.0 mm² conductors.
- For mounting boxes see selection chart on page 65.
- Supplied with M3.5 x 30mm long fixing screws.

13A Switched & Unswitched FCU



WMSSU83

Description

13A FCU Switched
13A FCU Switched with Flex Outlet
13A FCU Switched with LED Indicator
13A FCU Switched with LED Indicator and Flex Outlet
13A FCU Unswitched
13A FCU Unswitched with Flex Outlet

Cat ref.

WMSSU83
WMSSU83FO
WMSSU83N
WMSSU83FON
WMSU83
WMSU83FO

- Complies with BS 5733.
- Terminal capacity:
20A 2 x 6.0mm²
45A 2 x 10.0mm² conductors
- 20A plate features 2 separate terminals for each of Line, Neutral and Earth so flexible and fixed wiring do not occupy the same terminal.
- Single screw fast fix cable clamp.
- Supplied with M3.5 x 30mm long fixing screws.
- 45A features large open brass terminals for ease of installation.
- Protective red washer must be used under cable clamp to prevent damage to cable.
- Supplied with M3.5 x 20mm long fixing screws.

Outlet Plates



WMP2FO

Description

Flex Outlet Plate 20A

Cooker Cable Outlet with Terminals 45A

Cat ref.

WMP2FO

WMP50FO

- Complies with BS EN 61558-2-5
- Capacity of each terminal 2 x 2.5mm² conductors.
- Designed for use in bathrooms and shower rooms and incorporates a double wound transformer for an earth free supply.
- Input 230V a.c. output dual voltage 230V a.c. and 115V a.c. outlets.
- Rating 20VA on either voltage.
- Primary circuit protected by a self resetting thermal overload device.
- Insertion of shaver plug automatically switches on the transformer.
- Supplied with M3.5 x 30mm long fixing screws.

Shaver Socket

Description
115/230 Volt Shaver Socket

Cat ref.
WMSO100



WMSO100

- BT sockets comply with BS EN 6312-2.
- Supplied with fitted cable tie.
- Quick connection with insulation displacement terminals.
- RJ11 has tool less quick connect terminals.
- Clearly printed terminal marking.
- Supplied with M3.5 x 20mm long fixing screws.

Telephone and Data



WMBTM

Description	Cat ref.
BT Master Telephone Outlet	WMBTM
BT Secondary Telephone Outlet	WMBTS
RJ11 Socket	WMRJ11
RJ45 Socket	WMRJ45
IDC Tools (bag of 10)	IDCTOOL

TV & Satellite

- TV outlets comply with BS 3041.
- Satellite outlets comply with BS EN 50083-2.
- Fully screened.
- DAB compatible.
- Supplied with M3.5 x 20mm fixing screws.

TV and Satellite




WMTVM

Description	Cat ref.
Single F Type Satellite Outlet Screened	WMSAT
Single Co-Ax TV Socket Outlet Male	WMTVM
Single Co-Ax TV Socket Outlet Female	WMTVF
Double TV & FM/DAB Co-Ax Socket Outlet	WMDX
Triplexer TV, FM/DAB & Satellite Outlet	WMTX
Quadplexer TV, FM/DAB, Satellite 1 & Satellite 2 Outlet	WMQX



WMQX

- Carrier plates facilitate installation of industry standard modular data outlets.
- Easy to configure for all applications.
- Easy installation of module to plate.
- Robust retention of modules in operation.
- Quick release of modules for maintenance.



WMP4EU

Euro Style Accommodation Plates

Description	Cat ref.
1 Module	WMP1EU
2 Modules	WMP2EU
4 Modules	WMP4EU



WMMBTM

Euro Style Modules

Description	Module width	Cat ref.
BT Telephone Master Euromodule White	■	WMMBTM
BT Telephone Master Euromodule Black	■	WMMBTMB
BT Telephone Secondary Euromodule White	■	WMMBTS
BT Telephone Secondary Euromodule Black	■	WMMBTSB
RJ11 - Modem Euromodule White	■	WMMRJ11
RJ11 - Modem Euromodule Black	■	WMMRJ11B
RJ45 - Cat 6 UTP Euromodule White	■	WMMRJ45
RJ45 - Cat 6 UTP Euromodule Black	■	WMMRJ45B
Phono Plugs - Red/Black - Gold Plated Euromodule	■	WMMPP
Speaker Terminal Posts - Gold Plated Euromodule	■	WMMSP
Single IEC Female Non Isolated Euromodule White	■	WMMTVF
Single IEC Female Non Isolated Euromodule Black	■	WMMTVFB
Single IEC Male Non Isolated Euromodule White	■	WMMTVM
Single IEC Male Non Isolated Euromodule Black	■	WMMTVMB
Single Satellite F Connector Euromodule White	■	WMMSAT
Single Satellite F Connector Euromodule Black	■	WMMSATB
Single Blank Euromodule White	■	WMMB
Single Blank Euromodule Black	■	WMMBB
Diplexer - TV & FM Radio Euromodule White	■ ■	WMMDX
Diplexer - TV & FM Radio Euromodule Black	■ ■	WMMDXB
Triplexer - TV, Satellite & FM Radio Euromodule White	■ ■ ■	WMMTX
Triplexer - TV, Satellite & FM Radio Euromodule Black	■ ■ ■	WMMTXB
Quadplexer - TV, Satellite, FM Radio & Return Euromodule White	■ ■ ■ ■	WMMQX
Quadplexer - TV, Satellite, FM Radio & Return Euromodule Black	■ ■ ■ ■	WMMQXB



WMMQXB

Blank Plates

Description	Cat ref.
Single Blank Plate	WMP1
Twin Blank Plate	WMP2



WMP1

- Complies with BS EN 60669-1.
- 'X' rated - no need to derate for fluorescent loads.
- Earth terminal in base.
- Switch will operate at up to an angle of 45°.
- Pull cords 1.5m long.
- Capacity of each terminal: 2 x 1.5mm² conductors.

Light Switches

Description	Cat ref.
6A Ceiling Switch 1 Way	WMCS11
6A Ceiling Switch 2 Way	WMCS12



WMCS11

Fan Isolator Switches

- Complies with BS EN 60669-2-4
- Rated conditional short circuit current (Inc) 1500A tested with Hager MTN110 6kA B Curve MCB.
- Terminal capacity: 3 x 1.5mm²
- Supplied with M3.5 x 30mm long fixing screws.

Fan Isolator Switches

Description	Cat ref.
10A 3 Pole Ceiling Switch marked Fan & Isolator	WMCS3PIF
10A 3 Pole Ceiling Switch marked Isolator	WMCS3PI
10A 3 Pole Ceiling Switch marked Fan	WMCS3PF



WMCS3PIF

- Complies with BS EN 60669-2-4.
- Rated conditional short circuit current (Inc) 1500A tested with Hager MTN110 6kA B Curve MCB.
- Suitable for use with showers up to 11.5kW.
- Position of the contacts shown by flag indicator.
- Supplied with M3.5 x 30mm fixing screws.
- Capacity of each terminal: 1 x 16mm² conductors

Power Isolator Switch



WMCS50N

Description	Cat ref.
50A 2 Pole Isolating Ceiling Switch with LED Indicator	WMCS50N


Accessories

Accessories

Description	Cat ref.
Single Spare Pull Cord	PULLCORD
Pack of 100 Push Fit Screw Covers	SCREWCOVER
IDC Tools (bag of 10)	IDCTOOL

- Complies with BS EN 60670-1.
- Depth quoted is internal depth.
- Colour and footprint match all sollysta wall accessories.

Pattress Box



WMPB2/20

Description	Cat ref.
Single 20mm Deep Moulded Box	WMPB1/20
Single 28mm Deep Moulded Box	WMPB1/28
Single 46mm Deep Moulded Box	WMPB1/46
Twin 28mm Deep Moulded Box	WMPB2/28
Twin 46mm Deep Moulded Box with Cable Clamps	WMPB2/46CC
46mm Deep Moulded Shaver Box	WMPB2/46
Twin Converter Frame	WMPB2/20
Single 14mm Deep Spacer for Base Flex Outlet	WMPB1/BFO

- Designed to satisfy Buildings Regulations 2000 Approved Document M (referred to as Part M)
- All products comply with their relevant British Standards
- Switches have wide rockers and dark face plates for clear visibility and ease of actuation
- Sockets have outboard switches to ensure correct switching of appliances and dark face plates for ease of identification of switch position

Pattress Box



WMSS82OG

Description	Cat ref.
13A 1 Gang Double Pole Switched Socket with Grey Face Plate	WMSS81G
13A 2 Gang Double Pole Switched Socket Outboard Rockers Grey Face Plate	WMSS82OG
10AX 1 Gang 2 Way Wall Switch Wide Rocker with Grey Face Plate	WMPS12WG
10AX 2 Gang 2 Way Wall Switch Wide Rocker with Grey Face Plate	WMPS22WG
Intermediate Switch Wide Rocker with Grey Face Plate	WMPS16WG
Push Switch Wide Rocker with Grey Face Plate	WMPS12RWG



sollysta

decorative

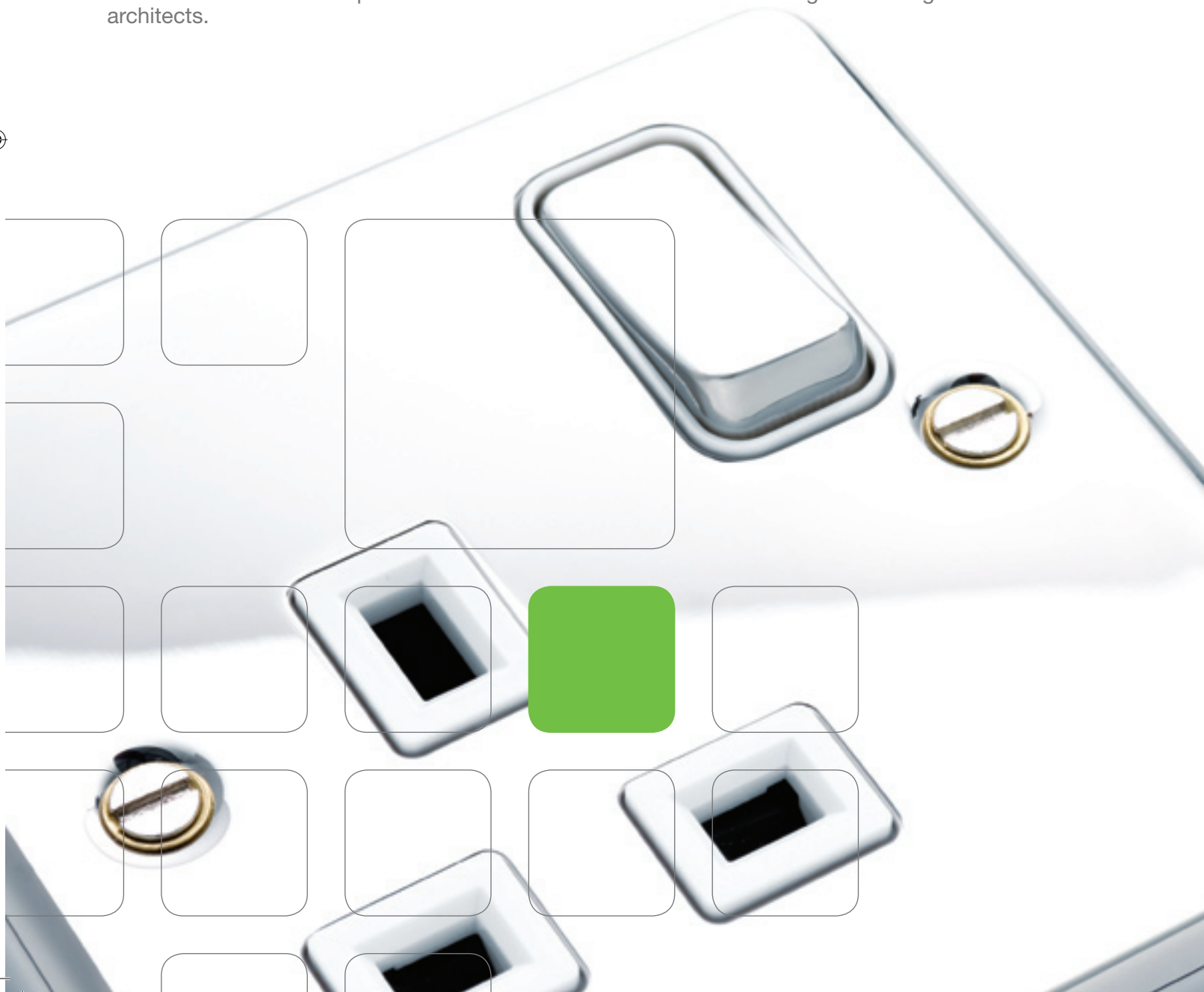
Even more choice

The decorative range maintains all the installation features of the white moulded range; shallow depth, neutral loop terminal, cable lead ins, captive terminal screws, backed off terminal screws, wire end stops, in line terminals and the three pin shutter mechanism on the sockets for additional safety and many more benefits for the contractor.

The white moulded range was designed to meet exacting aesthetics appeal with its fresh rounded appearance, a subtle curved profile with rounded edges.

The decorative products offer even greater possibilities with many options of plate finishes and insert colours to match and enhance room appearances to suit most domestic and commercial installations.

The range covers flat plate and raised plate in polished steel, brushed steel, polished brass, and black nickel with insert colour options of white or black for the most discerning room designers and architects.



Wall Switches	30
Controls	32
Fan Isolator Switches	34
Sockets	36
20A Double Pole Switches	38
50A Double Pole Switches	40
45A Cooker Control Unit	42
13A Switched & Unswitched Fused Connection Unit	44
new Shaver Socket	46
Telephone & Data	48
TV & Satellite	50
Euro Frontplates & Modules	52
Blank Plates	54
Grid	56
Grid Plates	60
Grid Frames	60
Grid Switches & Accessories	62


sollysta decorative

Wiring Accessories

Even more style with substance

Even more elegant functionality

Even more beautifully safe





The advantages for you:

- A stylish finish to suit every taste.
- Good looks are protected during installation.
- Matching high quality metal rockers.
- All the features and benefits of the white moulded range **are included.**

Technical data:

- Premium quality stainless steel faceplates.
- Removable plastic film protects plates during installation.
- Light coating to minimise risk of scratching for long lasting good looks.



Quick tips

1



Packaging

Individually packaged to avoid transit damage.

5



Inserts

Choose from white or black inserts for a perfect match to a rooms decor.

2



Recyclable

Packaging designed for ease of recycling.

6



Protective coating

Plates are lightly coated to ensure good looks that last.

3



Protective cover

Each product supplied fitted with a protective removable film cover.

7



All the benefits of the white moulded range.

4



Metal rockers

Matched metal rocker covers enhance decorative style.

8



Independently tested

Product ranges have been independently tested and certified.

sollysta - Decorative Wall Switches

- Unique patented LOOP terminal to allow Neutral looping at the switch.
- Complies with BS EN 60669-1, a.c only.
- 'X' rated - No need to derate for fluorescent loads.
- Two way switches can be wired either 1 way or 2 way.
- Clear terminal markings: 1-way L1 2-way L2
- Capacity of each terminal 2 x 4.0mm² conductors.
- For mounting boxes see selection chart on page 65.
- For multigang switches use of a 25mm mounting box will provide increased wiring space.
- Supplied with M3.5 x 20mm long fixing screws.



WRPS12BSB



WFPS22PSW



WFPS22WBSW

Plate Finish	Polished Steel	
Insert Colour	White <input type="checkbox"/>	Black <input type="checkbox"/>

Raised Plate

10AX 1 Gang 2 Way	WRPS12PSW	WRPS12PSB
10AX 2 Gang 2 Way	WRPS22PSW	WRPS22PSB
10AX 3 Gang 2 Way	WRPS32PSW	WRPS32PSB
10AX 4 Gang 2 Way	WRPS42PSW	WRPS42PSB
10AX 1 Gang 2 Way Wide Rocker	WRPS12WPSW	WRPS12WPSB
10AX 2 Gang 2 Way Wide Rocker	WRPS22WPSW	WRPS22WPSB
Intermediate Switch	WRPS16PSW	WRPS16PSB
Intermediate Switch Wide Rocker	WRPS16WPSW	WRPS16WPSB
Push Switch	WRPS12RPSW	WRPS12RPSB
Push Switch Wide Rocker	WRPS12RWPSW	WRPS12RWPSB

Flat Plate

10AX 1 Gang 2 Way	WFPS12PSW	WFPS12PSB
10AX 2 Gang 2 Way	WFPS22PSW	WFPS22PSB
10AX 3 Gang 2 Way	WFPS32PSW	WFPS32PSB
10AX 4 Gang 2 Way	WFPS42PSW	WFPS42PSB
10AX 1 Gang 2 Way Wide Rocker	WFPS12WPSW	WFPS12WPSB
10AX 2 Gang 2 Way Wide Rocker	WFPS22WPSW	WFPS22WPSB
Intermediate Switch	WFPS16PSW	WFPS16PSB
Intermediate Switch Wide Rocker	WFPS16WPSW	WFPS16WPSB
Push Switch	WFPS12RPSW	WFPS12RPSB
Push Switch Wide Rocker	WFPS12RWPSW	WFPS12RWPSB

Brushed Steel		Polished Brass		Black Nickel	
White <input type="checkbox"/>	Black <input type="checkbox"/>	White <input type="checkbox"/>	Black <input type="checkbox"/>	Black <input type="checkbox"/>	<input type="checkbox"/>

WRPS12BSW	WRPS12BSB	WRPS12PBW	WRPS12PBB	WRPS12BNB
WRPS22BSW	WRPS22BSB	WRPS22PBW	WRPS22PBB	WRPS22BNB
WRPS32BSW	WRPS32BSB	WRPS32PBW	WRPS32PBB	WRPS32BNB
WRPS42BSW	WRPS42BSB	WRPS42PBW	WRPS42PBB	WRPS42BNB
WRPS12WBSW	WRPS12WBSB	WRPS12WPBW	WRPS12WPBB	WRPS12WB NB
WRPS22WBSW	WRPS22WBSB	WRPS22WPBW	WRPS22WPBB	WRPS22WB NB
WRPS16BSW	WRPS16BSB	WRPS16PBW	WRPS16PBB	WRPS16BNB
WRPS16WBSW	WRPS16WBSB	WRPS16WPBW	WRPS16WPBB	WRPS16WB NB
WRPS12RBSW	WRPS12RBSB	WRPS12RPBW	WRPS12RPBB	WRPS12RB NB
WRPS12RWBSW	WRPS12RWBSB	WRPS12RWPBW	WRPS12RWPBB	WRPS12RWB NB

WFPS12BSW	WFPS12BSB	WFPS12PBW	WFPS12PBB	WFPS12BNB
WFPS22BSW	WFPS22BSB	WFPS22PBW	WFPS22PBB	WFPS22BNB
WFPS32BSW	WFPS32BSB	WFPS32PBW	WFPS32PBB	WFPS32BNB
WFPS42BSW	WFPS42BSB	WFPS42PBW	WFPS42PBB	WFPS42BNB
WFPS12WBSW	WFPS12WBSB	WFPS12WPBW	WFPS12WPBB	WFPS12WB NB
WFPS22WBSW	WFPS22WBSB	WFPS22WPBW	WFPS22WPBB	WFPS22WB NB
WFPS16BSW	WFPS16BSB	WFPS16PBW	WFPS16PBB	WFPS16BNB
WFPS16WBSW	WFPS16WBSB	WFPS16WPBW	WFPS16WPBB	WFPS16WB NB
WFPS12RBSW	WFPS12RBSB	WFPS12RPBW	WFPS12RPBB	WFPS12RB NB
WFPS12RWBSW	WFPS12RWBSB	WFPS12RWPBW	WFPS12RWPBB	WFPS12RWB NB

sollysta - Decorative Controls

- Stylish flush buttons give easy press action.
- Quick press for ON/OFF.
- Hold button down to dim or brighten light level.
- Leading edge.
- Soft start feature prolongs lamp life.
- Suitable for dimming mains and dimmable transformer extra low voltage lamps.
- Automatic switch off in the case of transformer instability protects the dimmer and the transformer.
- WR references supplied with M3.5 x 30mm long fixing screws.
- WF references supplied with M3.5 x 20mm long fixing screws.



WFDS1PS



WFDS2BS

Plate Finish Polished Steel

Raised Plate

1 Gang Dimmer 400W	WRDS1PS
2 Gang Dimmer 250W	WRDS2PS
3 Gang Dimmer 250W	WRDS3PS
4 Gang Dimmer 250W	WRDS4PS

Flat Plate

1 Gang Dimmer 400W	WFDS1PS
2 Gang Dimmer 250W	WFDS2PS
3 Gang Dimmer 250W	WFDS3PS
4 Gang Dimmer 250W	WFDS4PS

	Brushed Steel	Polished Brass	Black Nickel
	WRDS1BS	WRDS1PB	WRDS1BN
	WRDS2BS	WRDS2PB	WRDS2BN
	WRDS3BS	WRDS3PB	WRDS3BN
	WRDS4BS	WRDS4PB	WRDS4BN
	WFDS1BS	WFDS1PB	WFDS1BN
	WFDS2BS	WFDS2PB	WFDS2BN
	WFDS3BS	WFDS3PB	WFDS3BN
	WFDS4BS	WFDS4PB	WFDS4BN



sollysta - Decorative Fan Isolator Switches

- Complies with BS EN 60669-2-4.
- Rated conditional short circuit current (I_{nc}) 1500A tested with Hager MTN110 6kA B curve MCB.
- Capacity of each terminal 2 x 4.0mm² conductors.
- For mounting boxes see selection chart on page 65.
- WR references supplied with M3.5 x 30mm long fixing screws.
- WF references supplied with M3.5 x 20mm long fixing screws.



WFPS3PIBSW

Plate Finish Polished Steel

Insert Colour White



Black



Raised Plate

3 Pole Fan Isolator Switch

WRPS3PIPSW

WRPS3PIPSB

Flat Plate

3 Pole Fan Isolator Switch

WFPS3PIPSW

WFPS3PIPSB





	Brushed Steel		Polished Brass		Black Nickel	
	White <input type="checkbox"/>	Black <input type="checkbox"/>	White <input type="checkbox"/>	Black <input type="checkbox"/>	Black <input type="checkbox"/>	
	WRPS3PIBSW	WRPS3PIBSB	WRPS3PIPBW	WRPS3PIPBB	WRPS3PIBNB	
	WFPS3PIBSW	WFPS3PIBSB	WFPS3PIPBW	WFPS3PIPBB	WFPS3PIBNB	



sollysta - Decorative Sockets

- Unique patented 3 part safety shutter.
- Complies with BS 1363 Part 2, a.c only.
- Double pole switching mechanism on switched sockets.
- Twin socket comes with twin earth as standard.
- All terminal screws grouped in-line and upward facing for ease of installation.
- Clear printed and engraved terminal markings.
- Capacity of each terminal: 5 x 2.5mm² conductors switched; 4 x 2.5mm² unswitched (for other sized conductors see terminal capacities on page 64).
- For mounting boxes see selection chart on page 65.
- WR references supplied with M3.5 x 30mm long fixing screws.
- WF references supplied with M3.5 x 20mm long fixing screws.



WFSS81BSW



WRSS82BSW



WFSS82PSB

Plate Finish Polished Steel

Insert Colour



Black



Raised Plate

1 Gang Double Pole Switched Socket	WRSS81PSW	WRSS81PSB
2 Gang Double Pole Switched Socket Dual Earth	WRSS82PSW	WRSS82PSB
3 Gang Double Pole Switched Socket Dual Earth Outboard Rockers	WRSS82OPSW	WRSS82OPSB
5A 1 Gang Unswitched Socket	WRS51PSW	WRS51PSB
13A 1 Gang Unswitched Socket	WRS81PSW	WRS81PSB
13A 2 Gang Double Pole Switched Socket Dual Earth	WRS82PSW	WRS82PSB

Flat Plate

1 Gang Double Pole Switched Socket	WFSS81PSW	WFSS81PSB
2 Gang Double Pole Switched Socket Dual Earth	WFSS82PSW	WFSS82PSB
3 Gang Double Pole Switched Socket Dual Earth Outboard Rockers	WFSS82OPSW	WFSS82OPSB
5A 1 Gang Unswitched Socket	WFS51PSW	WFS51PSB
13A 1 Gang Unswitched Socket	WFS81PSW	WFS81PSB
13A 2 Gang Double Pole Switched Socket Dual Earth	WFS82PSW	WFS82PSB

Brushed Steel		Polished Brass		Black Nickel	
White <input type="checkbox"/>	Black <input type="checkbox"/>	White <input type="checkbox"/>	Black <input type="checkbox"/>	Black <input type="checkbox"/>	

WRSS81BSW	WRSS81BSB	WRSS81PBW	WRSS81PBB	WRSS81BNB
WRSS82BSW	WRSS82BSB	WRSS82PBW	WRSS82PBB	WRSS82BNB
WRSS82OBSW	WRSS82OBSB	WRSS82OPBW	WRSS82OPBB	WRSS82OBNB
WRS51BSW	WRS51BSB	WRS51PBW	WRS51PBB	WRS51BNB
WRS81BSW	WRS81BSB	WRS81PBW	WRS81PBB	WRS81BNB
WRS82BSW	WRS82BSB	WRS82PBW	WRS82PBB	WRS82BNB

WFSS81BSW	WFSS81BSB	WFSS81PBW	WFSS81PBB	WFSS81BNB
WFSS82BSW	WFSS82BSB	WFSS82PBW	WFSS82PBB	WFSS82BNB
WFSS82OBSW	WFSS82OBSB	WFSS82OPBW	WFSS82OPBB	WFSS82OBNB
WFS51BSW	WFS51BSB	WFS51PBW	WFS51PBB	WFS51BNB
WFS81BSW	WFS81BSB	WFS81PBW	WFS81PBB	WFS81BNB
WFS82BSW	WFS82BSB	WFS82PBW	WFS82PBB	WFS82BNB

sollysta - Decorative 20A Double Pole Switches

- Complies with BS EN 60669-2-4.
- Rated conditional short circuit current (Inc) 1500A tested with Hager MTN120 6kA B curve MCB.
- Cable clamp accommodates up to 1.5mm² flexible cord.
- Single screw fast fix cable clamp.
- All terminal screws upward facing for ease of installation.
- Clearly printed and engraved terminal marking.
- Capacity of each terminal 2 x 6.0mm² conductors.
- For mounting boxes see selection chart on page 65.
- WR references supplied with M3.5 x 30mm long fixing screws.
- WF references supplied with M3.5 x 20mm long fixing screws.



WFDP84BSW



WFDP84FOPSW

Plate Finish Polished Steel

Insert Colour White



Black



Raised Plate

20A Double Pole Switch	WRDP84PSW	WRDP84PSB	
20A Double Pole Switch with Flex Outlet	WRDP84FOPSW	WRDP84FOPSB	
20A Double Pole Switch with LED Indicator	WRDP84NPSW	WRDP84NPSB	

Flat Plate

20A Double Pole Switch	WFDP84PSW	WFDP84PSB	
20A Double Pole Switch with Flex Outlet	WFDP84FOPSW	WFDP84FOPSB	
20A Double Pole Switch with LED Indicator	WFDP84NPSW	WFDP84NPSB	

Brushed Steel		Polished Brass		Black Nickel	
White <input type="checkbox"/>	Black <input type="checkbox"/>	White <input type="checkbox"/>	Black <input type="checkbox"/>	Black <input type="checkbox"/>	Black <input type="checkbox"/>
WRDP84BSW	WRDP84BSB	WRDP84PBW	WRDP84PBB	WRDP84BNB	
WRDP84FOBSW	WRDP84FOBSB	WRDP84FOPBW	WRDP84FOPBB	WRDP84FOBNB	
WRDP84NBSW	WRDP84NBSB	WRDP84NPBW	WRDP84NPBB	WRDP84NBNB	
WFDP84BSW	WFDP84BSB	WFDP84PBW	WFDP84PBB	WFDP84BNB	
WFDP84FOBSW	WFDP84FOBSB	WFDP84FOPBW	WFDP84FOPBB	WFDP84FOBNB	
WFDP84NBSW	WFDP84NBSB	WFDP84NPBW	WFDP84NPBB	WFDP84NBNB	

sollysta - Decorative 50A Double Pole Switches

- Complies with BS EN 60669-2-4.
- Rated conditional short circuit current (Inc) 1500A tested with Hager MTN150 6kA B curve MCB.
- LED indication.
- All terminal screws upward facing for ease of installation.
- Clearly printed terminal marking.
- Capacity of each terminal 2 x 6mm², 1 x 10mm².
- For mounting boxes see selection chart on page 65.
- WR references supplied with M3.5 x 30mm long fixing screws.
- WF references supplied with M3.5 x 20mm long fixing screws.



WFDP50NBSW

Plate Finish Polished Steel

Insert Colour



Black



Raised Plate

50A Double Pole Switch 1 Gang with LED Indicator

WRDP50NPSW

WRDP50NPSB

Flat Plate

50A Double Pole Switch 1 Gang with LED Indicator

WFDP50NPSW

WFDP50NPSB



	Brushed Steel		Polished Brass		Black Nickel
	White <input type="checkbox"/>	Black <input type="checkbox"/>	White <input type="checkbox"/>	Black <input type="checkbox"/>	Black <input type="checkbox"/>
	WRDP50NBSW	WRDP50NBSB	WRDP50NPBW	WRDP50NPBB	WRDP50NBNB
	WFDP50NBSW	WFDP50NBSB	WFDP50NPBW	WFDP50NPBB	WFDP50NBNB





sollysta - Decorative 45A Cooker Control Unit

- Complies with BS 4177.
- Switch and socket are double pole.
- Twin earth as standard.
- Main switch is suitable for isolation.
- All terminals are upward facing for ease of installation.
- Clearly printed terminal marking.
- Capacity of terminals 2 x 6.0mm², 1 x 16.0mm².
- For mounting boxes see selection chart on page 65.
- WR references supplied with M3.5 x 30mm long fixing screws.
- WF references supplied with M3.5 x 20mm long fixing screws.



WFCC50NPSW

Plate Finish	Polished Steel	
Insert Colour	White <input type="checkbox"/>	Black <input type="checkbox"/>

Raised Plate

45A Cooker Control Unit	WRCC50NPSW	WRCC50NPSB	
-------------------------	-------------------	-------------------	--

Flat Plate

45A Cooker Control Unit	WFCC50NPSW	WFCC50NPSB	
-------------------------	-------------------	-------------------	--



	Brushed Steel		Polished Brass		Black Nickel
	White <input type="checkbox"/>	Black <input type="checkbox"/>	White <input type="checkbox"/>	Black <input type="checkbox"/>	Black <input type="checkbox"/>
	WRCC50NBSW	WRCC50NBSB	WRCC50NPBW	WRCC50NPBB	WRCC50NBNB
	WFCC50NBSW	WFCC50NBSB	WFCC50NPBW	WFCC50NPBB	WFCC50NBNB

sollysta - Decorative 13A Switched & Unswitched Fused Connection Units

- Complies with BS 1363-4.
- Cable clamp accommodates up to 1.5mm² flexible cord.
- Single screw fast fix cable clamp.
- All terminal screws upward facing for ease of installation.
- Clearly printed terminal markings.
- Capacity of each terminal 2 x 6.0 mm² conductors.
- For mounting boxes see selection chart on page 65.
- WR references supplied with M3.5 x 30mm long fixing screws.
- WF references supplied with M3.5 x 20mm long fixing screws.



WFSU83BSW



WRSSU83FOBSW

Plate Finish	Polished Steel	
Insert Colour	White <input type="checkbox"/>	Black <input type="checkbox"/>

Raised Plate			
13A FCU Switched	WRSSU83PSW	WRSSU83PSB	
13A FCU Switched with Flex Outlet	WRSSU83FOPSW	WRSSU83FOPSB	
13A FCU Unswitched	WRSU83PSW	WRSU83PSB	
Flat Plate			
13A FCU Switched	WFSSU83PSW	WFSSU83PSB	
13A FCU Switched with Flex Outlet	WFSSU83FOPSW	WFSSU83FOPSB	
13A FCU Unswitched	WFSU83PSW	WFSU83PSB	

Brushed Steel		Polished Brass		Black Nickel	
White <input type="checkbox"/>	Black <input type="checkbox"/>	White <input type="checkbox"/>	Black <input type="checkbox"/>	Black <input type="checkbox"/>	Black <input type="checkbox"/>

WRSSU83BSW	WRSSU83BSB	WRSSU83PBW	WRSSU83PBB	WRSSU83BNB
WRSSU83FOBSW	WRSSU83FOBSB	WRSSU83FOPBW	WRSSU83FOPBB	WRSSU83FOBNB
WRSU83BSW	WRSU83BSB	WRSU83PBW	WRSU83PBB	WRSU83BNB

WFSSU83BSW	WFSSU83BSB	WFSSU83PBW	WFSSU83PBB	WFSSU83BNB
WFSSU83FOBSW	WFSSU83FOBSB	WFSSU83FOPBW	WFSSU83FOPBB	WFSSU83FOBNB
WFSU83BSW	WFSU83BSB	WFSU83PBW	WFSU83PBB	WFSU83BNB

sollysta - Decorative Shaver Socket

- Complies with BS EN 61558-2-5
- Capacity of each terminal 2 x 2.5mm² conductors.
- Designed for use in bathrooms and shower rooms and incorporates a double wound transformer for an earth free supply.
- Input 230V a.c. output dual voltage 230V a.c. and 115V a.c. outlets.
- Rating 20VA on either voltage.
- Primary circuit protected by a self resetting thermal overload device.
- Insertion of shaver plug automatically switches on the transformer.
- WR references supplied with M3.5 x 30mm long fixing screws.
- WF references supplied with M3.5 x 20mm long fixing screws.



WRSO100PSW



WFSO100PSW

Plate Finish	Polished Steel	
Insert Colour	White <input type="checkbox"/>	Black <input type="checkbox"/>

Raised Plate			
115/230V Shaver Socket	WRSO100PSW	WRSO100PSB	
Flat Plate			
115/230V Shaver Socket	WFSO100PSW	WFSO100PSB	



Brushed Steel		Polished Brass		Black Nickel	
White <input type="checkbox"/>	Black <input type="checkbox"/>	White <input type="checkbox"/>	Black <input type="checkbox"/>	Black <input type="checkbox"/>	Black <input type="checkbox"/>
WRSO100BSW	WRSO100BSB	WRSO100PBW	WRSO100PBB	WRSO100BNB	
WFSO100BSW	WFSO100BSB	WFSO100PBW	WFSO100PBB	WFSO100BNB	



sollysta - Decorative Telephone & Data

- BT sockets comply with BS EN 6312-2.
- Supplied with fitted cable tie.
- Quick connection with insulation displacement terminals.
- RJ11 has tool less quick connect terminals.
- Clearly printed terminal marking.
- WR references supplied with M3.5 x 30mm long fixing screws.
- WF references supplied with M3.5 x 20mm long fixing screws.



WFBTMPSW

Plate Finish Polished Steel

Insert Colour White



Black



Raised Plate

BT Master Telephone Outlet	WRBTMPSW	WRBTMPSB
BT Secondary Telephone Outlet	WRBTSPSW	WRBTSPSB
RJ45 Socket	WRRJ45PSW	WRRJ45PSB

Flat Plate

BT Master Telephone Outlet	WFBTMPSW	WFBTMPSB
BT Secondary Telephone Outlet	WFBTSPSW	WFBTSPSB
RJ45 Socket	WFRJ45PSW	WFRJ45PSB

Brushed Steel		Polished Brass		Black Nickel	
White <input type="checkbox"/>	Black <input type="checkbox"/>	White <input type="checkbox"/>	Black <input type="checkbox"/>	Black <input type="checkbox"/>	
WRBTMBSW	WRBTMBSB	WRBTMPBW	WRBTMPBB	WRBTMBNB	
WRBTSBSW	WRBTSBSB	WRBTSPBW	WRBTSPBB	WRBTSBNB	
WRRJ45BSW	WRRJ45BSB	WRRJ45PBW	WRRJ45PBB	WRRJ45BNB	
WFBTMSW	WFBTMSB	WFBTMPBW	WFBTMPBB	WFBTMBNB	
WFBTSBSW	WFBTSBSB	WFBTSPBW	WFBTSPBB	WFBTSBNB	
WFRJ45BSW	WFRJ45BSB	WFRJ45PBW	WFRJ45PBB	WFRJ45BNB	

sollysta - Decorative TV & Satellite

- TV outlets comply with BS 3041.
- Satellite outlets comply with BS EN 50083-2.
- Fully screened.
- DAB compatible.
- WR references supplied with M3.5 x 30mm long fixing screws.
- WF references supplied with M3.5 x 20mm long fixing screws.

Plate Finish Polished Steel

Insert Colour White



Black



WFTVFBSW



WFDXBSW



WFTXPSW

Raised Plate

Single F Type Satellite Outlet Screened	WRSATPSW	WRSATPSB
Single CO-AX TV Outlet Female	WRTVFPSW	WRTVFPSB
Double TV & FM/DAB CO-AX Socket Outlet	WRDXPSW	WRDXPSB
Triplexer TV, FM/DAB & Satellite Outlet	WRTXPSW	WRTXPSB
Quadplexer TV, FM/DAB, Satellite 1 & Satellite 2 Outlet	WRQXPSW	WRQXPSB

Flat Plate

Single F Type Satellite Outlet Screened	WFSATPSW	WFSATPSB
Single CO-AX TV Outlet Female	WFTVFPSW	WFTVFPSB
Double TV & FM/DAB CO-AX Socket Outlet	WFDXPSW	WFDXPSB
Triplexer TV, FM/DAB & Satellite Outlet	WFTXPSW	WFTXPSB
Quadplexer TV, FM/DAB, Satellite 1 & Satellite 2 Outlet	WFQXPSW	WFQXPSB

Brushed Steel		Polished Brass		Black Nickel	
White <input type="checkbox"/>	Black <input type="checkbox"/>	White <input type="checkbox"/>	Black <input type="checkbox"/>	Black <input type="checkbox"/>	Black <input type="checkbox"/>

WRSATBSW	WRSATBSB	WRSATPBW	WRSATPBB	WRSATBNB
WRTVFBSW	WRTVFBSB	WRTVFPBW	WRTVFPBB	WRTVFBNB
WRDXBSW	WRDXBSB	WRDXPBW	WRDXPBB	WRDXBNB
WRTXBSW	WRTXBSB	WRTXPBW	WRTXPBB	WRTXBNB
WRQXBSW	WRQXBSB	WRQXPBW	WRQXPBB	WRQXBNB

WFSATBSW	WFSATBSB	WFSATPBW	WFSATPBB	WFSATBNB
WFTVFBSW	WFTVFBSB	WFTVFPBW	WFTVFPBB	WFTVFBNB
WFDXBSW	WFDXBSB	WFDXPBW	WFDXPBB	WFDXBNB
WFTXBSW	WFTXBSB	WFTXPBW	WFTXPBB	WFTXBNB
WFQXBSW	WFQXBSB	WFQXPBW	WFQXPBB	WFQXBNB

sollysta - Decorative Euro Frontplates & Modules

- Carrier plates facilitate installation of industry standard modular data outlets.
- Easy to configure for all applications.
- Easy installation of module to plate.
- Robust retention of modules in operation.
- Quick release of modules for maintenance.
- WR references supplied with M3.5 x 30mm long fixing screws.
- WF references supplied with M3.5 x 20mm long fixing screws.



WRP1EUPSW



WFP4EUBSW

Plate Finish Polished Steel

Insert Colour White



Black



Raised Plate

1 Module	WRP1EUPSW	WRP1EUPSB
2 Modules	WRP2EUPSW	WRP2EUPSB
4 Modules	WRP4EUPSW	WRP4EUPSB

Flat Plate

1 Module	WFP1EUPSW	WFP1EUPSB
2 Modules	WFP2EUPSW	WFP2EUPSB
4 Modules	WFP4EUPSW	WFP4EUPSB

Brushed Steel		Polished Brass		Black Nickel	
White <input type="checkbox"/>	Black <input type="checkbox"/>	White <input type="checkbox"/>	Black <input type="checkbox"/>	Black <input type="checkbox"/>	Black <input type="checkbox"/>
WRP1EUSW	WRP1EUSB	WRP1EUPBW	WRP1EUPBB	WRP1EUBNB	
WRP2EUSW	WRP2EUSB	WRP2EUPBW	WRP2EUPBB	WRP2EUBNB	
WRP4EUSW	WRP4EUSB	WRP4EUPBW	WRP4EUPBB	WRP4EUBNB	
WFP1EUSW	WFP1EUSB	WFP1EUPBW	WFP1EUPBB	WFP1EUBNB	
WFP2EUSW	WFP2EUSB	WFP2EUPBW	WFP2EUPBB	WFP2EUBNB	
WFP4EUSW	WFP4EUSB	WFP4EUPBW	WFP4EUPBB	WFP4EUBNB	



sollysta - Decorative Blank Plates

- WR references supplied with M3.5 x 30mm long fixing screws.
- WF references supplied with M3.5 x 20mm long fixing screws.



WRP2PS



WFP1BS



WFP1PS

Plate Finish Polished Steel

Raised Plate

Single Blank Plate	WRP1PS
Twin Blank Plate	WRP2PS

Flat Plate

Single Blank Plate	WFP1PS
Twin Blank Plate	WFP2PS





	Brushed Steel	Polished Brass	Black Nickel
	WRP1BS	WRP1PB	WRP1BN
	WRP2BS	WRP2PB	WRP2BN
	WFP1BS	WFP1PB	WFP1BN
	WFP2BS	WFP2PB	WFP2BN





sollysta grid

The sollysta range of grid switches are ideal for domestic and commercial applications.

Frontplates are available to complement our new range of sollysta wiring accessories.

Durability and safety have been paramount in the design and development of the sollysta grid range so that, once installed, you can have every assurance that the products will live up to your expectations.



sollysta grid

Wiring accessories

In addition to the aesthetics for the home owner the grid accessories have been designed to make the installation easier for electrical contractors.

The robust frames do not distort during fixing, and the switch modules can be easily clipped in and out from the front making the installation much quicker and easier.

Due to the frame design easy access to the switch terminals is even possible when the frames are fitted and maximum cabling space is available thanks to the shallowest switches in the market.

A wide range of modules are available together with an extensive range of markings including specials through our bespoke service (contact Technical Support on 0870 607 6677) for further details).



The advantages for you:

- Switch modules are the shallowest in the market, maximising cable space in the back box.
- Switch modules can be wired in the hand or when clipped in to the frame.
- Frame will not bend or deform during installation.
- Aesthetics match and complement the white moulded range.

Technical data:

- All products have been independently tested and certified.
- Switches are rated at 20AX for maximum switching capability.
- Range includes fuse carriers, key switches and retractive switches.
- Faceplates are made from high grade urea ensuring excellent scratch and impact resistance.



Quick tips

1



Frames

Robust frames do not distort during installation.

2



Clip

Switch modules clip in and out of the frames from the front for easy fixing.

3



Switch terminals





The frame design allows for easy access to the switch terminals even when fitted in the frame.

4



Earth

Earth terminals are securely fixed with easy accessibility for wiring.



Shallow

The switches are the shallowest in the market to give the maximum cabling space.



20AX

All switches are rated at 20AX for maximum switching capability.



Markings

A wide range of popular markings are available, and specials are available with our bespoke marking service (contact Technical Support on 0870 607 6677 for further details).



Wide range

The wide range of modules includes double pole and single pole switches, key switches and fuse carriers.

sollysta - Decorative Grid Plates




WMGP3

Plate Finish	White Moulded
Raised Plate	
1 Gang Grid Plate	WMGP1
2 Gang Grid Plate	WMGP2
3 Gang Grid Plate	WMGP3
4 Gang Grid Plate	WMGP4
6 Gang (2 X 3) Grid Plate	WMGP6
8 Gang (2 X 4) Grid Plate	WMGP8



WFGP1PS

Plate Finish	Polished Steel
Raised Plate	
1 Gang Grid Plate	WRGP1PS
2 Gang Grid Plate	WRGP2PS
3 Gang Grid Plate	WRGP3PS
4 Gang Grid Plate	WRGP4PS
6 Gang (2 X 3) Grid Plate	WRGP6PS
8 Gang (2 X 4) Grid Plate	WRGP8PS
12 Gang (3 X 4) Grid Plate	WRGP12PS



WRGP12BS

Flat Plate	
1 Gang Grid Plate	WFGP1PS
2 Gang Grid Plate	WFGP2PS
3 Gang Grid Plate	WFGP3PS
4 Gang Grid Plate	WFGP4PS
6 Gang (2 X 3) Grid Plate	WFGP6PS
8 Gang (2 X 4) Grid Plate	WFGP8PS
12 Gang (3 X 4) Grid Plate	WFGP12PS

sollysta - Decorative Grid Frames



WMGF34

Frame Size	1 Gang Frame
Frames for White Moulded and Decorative Raised Plate ranges	WMGF1
Frames for Decorative Flat Plate ranges	WFGF1

Brushed Steel	Polished Brass	Black Nickel
---------------	----------------	--------------

WRGP1BS	WRGP1PB	WRGP1BN
WRGP2BS	WRGP2PB	WRGP2BN
WRGP3BS	WRGP3PB	WRGP3BN
WRGP4BS	WRGP4PB	WRGP4BN
WRGP6BS	WRGP6PB	WRGP6BN
WRGP8BS	WRGP8PB	WRGP8BN
WRGP12BS	WRGP12PB	WRGP12BN

WFGP1BS	WFGP1PB	WFGP1BN
WFGP2BS	WFGP2PB	WFGP2BN
WFGP3BS	WFGP3PB	WFGP3BN
WFGP4BS	WFGP4PB	WFGP4BN
WFGP6BS	WFGP6PB	WFGP6BN
WFGP8BS	WFGP8PB	WFGP8BN
WFGP12BS	WFGP12PB	WFGP12BN

2 Gang Frame	3 / 4 Gang Frame
WMGF2	WMGF34
WFGF2	WFGF34

sollysta - Decorative Gird Switches & Accessories

- Complies with BS EN 606691-1 switches, BS 5733 fuse carrier.
- Shallowest switch modules for ease of installation.
- Modules clip from the front for ease of installation and maintenance.
- Terminal screw can be accessed with modules clipped into frames.
- Frames locate to finished wall level.
- Frames clip to ease alignment for 6 gang and 8 gang applications.
- WR references supplied with M3.5 x 30mm long fixing screws.
- WF references supplied with M3.5 x 20mm long fixing screws.



WMGFU13BSW



WMGFU13





WMGKS



WMGSDP2/HB

	Plate Finish	White Moulded
	Insert Colour	White
20AX 2 Way Single Pole Switch		WMGS12
20A Intermediate Switch		WMGS16
20A 2 Way Retractive Switch		WMGS22R
20A 1 Way Double Pole Switch		WMGSDP2
20A Double Pole Key Switch		WMGKS
13A Fuse Carrier		WMGFU13
Blank Module		WMGB1

	Standard	
Rocker Colour	White 	Black 
20A 1 Way Double Pole Switch with LED Indicator	WMGSDP2	WMGSDP2B
20A 1 Way Double Pole Marked 'Cooker Hood'	WMGSDP2/CHD	WMGSDP2B/CHD
20A 1 Way Double Pole Marked 'Dishwasher'	WMGSDP2/DW	WMGSDP2B/DW
20A 1 Way Double Pole Marked 'Extract Fan'	WMGSDP2/EF	WMGSDP2B/EF
20A 1 Way Double Pole Marked 'Fridge Freezer'	WMGSDP2/FF	WMGSDP2B/FF
20A 1 Way Double Pole Marked 'Freezer'	WMGSDP2/FRE	WMGSDP2B/FRE
20A 1 Way Double Pole Marked 'Fridge'	WMGSDP2/FRI	WMGSDP2B/FRI
20A 1 Way Double Pole Marked 'Hob'	WMGSDP2/HB	WMGSDP2B/HB
20A 1 Way Double Pole Marked 'Heating'	WMGSDP2/HTG	WMGSDP2B/HTG
20A 1 Way Double Pole Marked 'Microwave'	WMGSDP2/MW	WMGSDP2B/MW
20A 1 Way Double Pole Marked 'Tumble Dryer'	WMGSDP2/TD	WMGSDP2B/TD
20A 1 Way Double Pole Marked 'Waste Disposal'	WMGSDP2/WD	WMGSDP2B/WD
20A 1 Way Double Pole Marked 'Washing Machine'	WMGSDP2/MM	WMGSDP2B/MM
20A 1 Way Double Pole Marked 'Outside Socket'	WMGSDP2/OS	WMGSDP2B/OS
20A Double Pole Key Switch Marked 'EM LTG TEST'	WMGKS/EL	WMGKS/EL
No insert		
Grid Dimmer 250/400W	WMGSD1	

Polished Steel		Brushed Steel		Polished Brass		Black Nickel
White <input type="checkbox"/>	Black <input type="checkbox"/>	White <input type="checkbox"/>	Black <input type="checkbox"/>	White <input type="checkbox"/>	Black <input type="checkbox"/>	Black <input type="checkbox"/>
WMGS12PSW	WMGS12PSB	WMGS12BSW	WMGS12BSB	WMGS12PBW	WMGS12PBB	WMGS12BNB
WMGS16PSW	WMGS16PSB	WMGS16BSW	WMGS16BSB	WMGS16PBW	WMGS16PBB	WMGS16BNB
WMGS22RPSW	WMGS22RPSB	WMGS22RBSW	WMGS22RBSB	WMGS22RPBW	WMGS22RPBB	WMGS22RBNB
WMGSDP2PSW	WMGSDP2PSB	WMGSDP2BSW	WMGSDP2BSB	WMGSDP2PBW	WMGSDP2PBB	WMGSDP2BNB
-	-	-	-	-	-	-
WMGFU13PSW	WMGFU13PSB	WMGFU13BSW	WMGFU13BSB	WMGFU13PBW	WMGFU13PBB	WMGFU13BNB
WMGB1PSW	WMGB1PSB	WMGB1BSW	WMGB1BSB	WMGB1PBW	WMGB1PBB	WMGB1BNB

With LED Indicator	
White <input type="checkbox"/>	Black <input type="checkbox"/>
WMGSDP2N	WMGSDP2NB
WMGSDP2N/CHD	WMGSDP2NB/CHD
WMGSDP2N/DW	WMGSDP2NB/DW
WMGSDP2N/EF	WMGSDP2NB/EF
WMGSDP2N/FF	WMGSDP2NB/FF
WMGSDP2N/FRE	WMGSDP2NB/FRE
WMGSDP2N/FRI	WMGSDP2NB/FRI
WMGSDP2N/HB	WMGSDP2NB/HB
WMGSDP2N/HTG	WMGSDP2NB/HTG
WMGSDP2N/MW	WMGSDP2NB/MW
WMGSDP2N/TD	WMGSDP2NB/TD
WMGSDP2N/WD	WMGSDP2NB/WD
WMGSDP2N/MM	WMGSDP2NB/MM
WMGSDP2N/OS	WMGSDP2NB/OS
-	-

For further details on our printed options see page 66.

Accessory Type	Rating	Maximum number of conductors per terminal (Solid or Stranded conductors BS 6004)						
		1.0 mm ²	1.5 mm ²	2.5 mm ²	4.0 mm ²	6.0 mm ²	10.0 mm ²	16.0 mm ²
Plate & Ceiling Accessories	10AX	4	4	3	2			
Dimmer Switches	10AX	4	3					
BS 546 Socket Outlet	5A	3	3	3	2	2		
Shaver Socket	10A	4	3	2				
Fused Connection Units	13A			3	2	2		
BS 1363 Socket Outlets	13A			3	3	2		
BS546 Socket Outlet	15A			3	3	2		
Flex Outlet Plates	20A	5	4	3	2	2		
Double Pole Switches	20A			3	2	2	1	
Double Pole Switches	45/50A				3	2	1	1
Cooker Control Unit	45A				3	2	1	1
Cooker Connection Outlet	45A				2	3		
Grid Switches	20AX	4	4	3	2			

Accessory Type	Rating	Maximum number of conductors per terminal (Flex conductors BS 6500)						
		1.0 mm ²	1.5 mm ²	2.5 mm ²	4.0 mm ²	6.0 mm ²	10.0 mm ²	16.0 mm ²
Plate & Ceiling Accessories	10AX							
Dimmer Switches	10AX							
BS 546 Socket Outlet	5A							
Shaver Socket	10A							
Fused Connection Units	13A	1	1	1	1	1	1	1
BS 1363 Socket Outlets	13A							
BS546 Socket Outlet	15A							
Flex Outlet Plates	20A	1	1	1	1	1	1	1
Double Pole Switches	20A	1	1	1	1	1	1	1
Double Pole Switches	45/50A							
Cooker Control Unit	45A	1	1	1	1	1	1	1
Cooker Connection Outlet	45A							
Grid Switches	20AX							

Mounting Box Selection Chart


:hager

Product Reference	Product Description	Standard Surface Box Reference	Deep Surface Box Reference
WMPS11	10AX 1 Gang 1 Way Wall Switch	WMPB1/20	WMPB1/28
WMPS12	10AX 1 Gang 2 Way Wall Switch	WMPB1/20	WMPB1/28
WMPS12W	10AX 1 Gang 2 Way Wall Switch Wide Rocker	WMPB1/20	WMPB1/28
WMPS22W	10AX 2 Gang 2 Way Wall Switch Wide Rocker	WMPB1/20	WMPB1/28
WMPS22	10AX 2 Gang 2 Way Wall Switch	WMPB1/20	WMPB1/28
WMPS32	10AX 3 Gang 2 Way Wall Switch	WMPB1/20	WMPB1/28
WMPS42	10AX 4 Gang 2 Way Wall Switch	WMPB2/28	WMPB2/28
WMPS16	Intermediate Switch	WMPB1/20	WMPB1/28
WMPS12RB	Push Switch with Bell Symbol	WMPB1/20	WMPB1/28
WMPS12R	Push Switch	WMPB1/20	WMPB1/28
WMDS1	1 Gang Dimmer	WMPB1/28	WMPB1/46
WMDS2	2 Gang Dimmer	WMPB1/28	WMPB1/46
WMDS3	3 Gang Dimmer	WMPB2/28	WMPB2/46
WMWSD4	4 Gang Dimmer	WMPB2/28	WMPB2/46
WMPS3PIF	3 Pole Isolator Switch with Fan Symbol	WMPB1/20	WMPB1/28
WMPS3PI	3 Pole Isolator Switch	WMPB1/20	WMPB1/28
WMSO100	115/230V Shaver Outlet	WMPB2/46	N/A
WMSS81	1 Gang Double Pole Switched Socket	WMPB1/28	WMPB1/46
WMSS82	2 Gang Double Pole Switched Socket Dual Earth	WMPB2/28	WMPB2/46
WMSS82O	2 Gang Double Pole Switched Outlet Outboard Rockers	WMPB2/28	WMPB2/46
WMS81	13A 1 Gang Unswitched Socket	WMPB1/28	WMPB1/46
WMS82	13A 2 Gang Unswitched Socket Dual Earth	WMPB2/28	WMPB2/46
WMS51	5A 1 Gang Unswitched Socket	WMPB1/28	WMPB1/46
WMDP84	20A Double Pole Switch	WMPB1/28	WMPB1/46
WMDP84FO	20A Double Pole Switch with Flex Outlet	WMPB1/28	WMPB1/46
WMDP84N	20A Double Pole Switch with LED Indicator	WMPB1/28	WMPB1/46
WMDP84FON	20A Double Pole Switch with LED Indicator & Flex Outlet	WMPB1/28	WMPB1/46
WMDP85N	20A Double Pole Switch with LED Indicator marked Water Heater	WMPB1/28	WMPB1/46
WMDP85FON	20A Double Pole Switch with LED Indicator & Flex Outlet marked Water Heater	WMPB1/28	WMPB1/46
WMP2FO	Flex Outlet Plate 20A	WMPB1/20	WMPB1/28
WMDP50N	50A Double Pole Switch 1 Gang with LED Indicator	WMPB1/46	N/A
WMDP50VN	50A Double Pole Switch 2 Gang Vertical with LED Indicator	WMPB2/46	N/A
WMSSU83	13A Fused Connection Unit Switched	WMPB1/28	WMPB1/46
WMSSU83FO	13A Fused Connection Unit Switched with Flex Outlet	WMPB1/28	WMPB1/46
WMSSU83N	13A Fused Connection Unit Switched with LED Indicator	WMPB1/28	WMPB1/46
WMSSU83FON	13A Fused Connection Unit Switched with LED Indicator & Flex Outlet	WMPB1/28	WMPB1/46
WMSU83	13A Fused Connection Unit Unswitched	WMPB1/28	WMPB1/46
WMSU83FO	13A Fused Connection Unit Unswitched with Flex Outlet	WMPB1/28	WMPB1/46
WMCC50	50A Cooker Control Unit	WMPB2/46CC	N/A
WMCC50N	50A Cooker Control Unit with LED Indicator	WMPB2/46CC	N/A
WMP50FO	Cooker Cable Outlet with Terminals	WMPB1/46	N/A
WMP1	Single Blank Plate	WMPB1/20	WMPB1/28
WMP2	Twin Blank Plate	WMPB2/28	N/A
WMBTM	BT Master Telephone Outlet	WMPB1/28	WMPB1/46
WMBTS	BT Secondary Telephone Outlet	WMPB1/28	WMPB1/46
WMRJ11	RJ11 Socket	WMPB1/28	WMPB1/46
WMRJ45	RJ45 Socket	WMPB1/28	WMPB1/46
WMSAT	Single F Type Satellite Outlet Screened	WMPB1/28	WMPB1/46
WMTVM	Single CO-AX TV Socket Outlet Male	WMPB1/28	WMPB1/46
WMTVF	Single CO-AX TV Socket Outlet Female	WMPB1/28	WMPB1/46
WMDX	Double TV & FM/DAB CO-AX Socket Outlet	WMPB1/28	WMPB1/46
WMTX	TriplexerTV & FM/DAB & SAT Outlet	WMPB1/28	WMPB1/46
WMQX	Quadplexer TV & FM/DAB & SAT1 & SAT2	WMPB1/28	WMPB1/46

Many of our sollysta wiring accessories are available with printed options, such as Washing Machine, Dishwasher etc.

For a full list of products generally available from stock please go to www.hager.co.uk/sollysta

We also offer a bespoke printing service for your individual requirements. Please contact our Technical Support Department on 0870 607 6677 for further details.





hager

Hager Ltd.
Hortonwood 50
Telford
Shropshire
TF1 7FT

Customer Services Hotline: 0870 240 2400
Customer Services Faxline: 0870 240 0400

Technical Helpline: 0870 607 6677
Technical Faxline: 01952 675557
www.hager.co.uk

Hager Ltd.
Unit M2
Furry Park Industrial Estate
Swords Road
Santry
Dublin 9
Ireland

Northern Ireland Tel: 028 9077 3310
Northern Ireland Fax: 028 9073 3572

Republic of Ireland Tel: 1890 551 502
Republic of Ireland Fax: 1890 551 503
www.hager.ie



CATSOLL411