



SUPERMOON

Powering modern work and life

Order at 訂貨熱線 :

香港批發 / 分銷 T (852) 2781 2855

澳門批發 / 分銷 T (853) 2822 2751

工程 / 商業項目 T (852) 2691 9166

E enquiry@supermoon.hk

www.supermoon.hk

Product Guide 2017 - 2018

Excel is a world-class premium performing end-to-end infrastructure solution
- designed, manufactured, supported and delivered - without compromise.

www.excel-networking.com

excel
without compromise.



Excel is a world-class premium performance end-to-end infrastructure solution - designed, manufactured, supported and delivered - without compromise.

Excel is driven by a team of industry experts based in the UK, ensuring the latest innovation and manufacturing capabilities are implemented to surpass industry standards for quality and performance, technical compliance and ease of installation and use.

With an emphasis on compatibility and standards compliance 'from cable to rack', reliability and product availability, Excel is the complete trusted solution. Since the brand was launched to the UK market in 1997, Excel has enjoyed formidable growth and is sold in over 70 countries throughout EMEA. Excel has offices in Birmingham, St Neots, Scotland and City of London in the UK and in Dubai in the United Arab Emirates.

The meteoric rise of the brand reflects a growing demand throughout EMEA for a reliable, standards-compliant, readily available, structured cabling and racking system. Excel is able to deliver this mix through a growing base of distributors and integrators across the region, which combine to make the brand an increasingly viable option.

With a focus on system performance, independent verification and a 25 year product and application warranty, when installed by an Excel Partner, it's easy to see why this is the system of choice in many government, education, retail, finance and enterprise installations.

This catalogue provides a complete overview of the Excel product range, as new products are added to the range these will be added to the online catalogue.

Please be aware that not all products are available in every country, so please check with your local provider to check availability.

www.excel-networking.com

Excel 25 year system warranty

When installed by an Excel Partner the Excel Cabling System is backed by a 25 year application warranty.

- Registered sites covered by 25 year application warranty
 - Link warranty as standard, channel on application
 - Issued to ISO, EN and TIA standards
 - Warranty available covers copper, fibre, voice cabling systems and Environ[®] Floor Standing Racks when installed as part of a total Excel solution.
 - Bandwidth warranty
- Category 6_A warranty covers support of 10 Gigabit Ethernet*



Excel Partner Programme

There are many advantages to becoming an Excel Partner including:

- 25 year system warranty
- Personalised Products
- Personalised PDF Literature
- Sales and Technical Training
- Project Price Support
- Free Technical Support



For further details visit www.excel-networking.com and go to the 'Partners' area for full details and to complete the online application form.

Excel Website - www.excel-networking.com


The Excel website is mobile friendly, so wherever you are and on whatever device you choose to view it on you can easily access the site.



The Excel site is multilingual and currently available in English, French, Spanish, Dutch, German, Polish and Turkish.

Home Page

From the home page you can navigate quickly to where you need to go.



Main Menu

From the main menu you can download numerous documents from our **'Resources'** area.

For more details on the Partner Programme visit the **'Partners'** Area.



In the **'News'** section you can read the latest press releases, blogs, newsletters, case studies and catch up with the latest Excel Express newsletter.

Partner Area

If you are a partner and you already have a username and password – simply click on the **'Login'** button at the top right hand of the screen.

In the **Partner** area you process your warranty applications and view previous ones.

You can add your logo and address details to the **Branded Literature** area and brand a series of Excel PDFs and specification sheets.

From the **Library** area you can download Excel logo's and a selection of Excel photographs for use in your own promotional materials.

Finally, in **'Account Management'** you can add more people from your company to access relevant areas of the Partner Area.



Product Search

As indicated earlier you can get to the product catalogue in a number of different ways.

The online catalogue works in a similar way to many leading websites by using a **'faceted'** search so you can drill down to find the products that you need.

If you don't enter in a phrase or product code you will start with a list of product groups down the left hand side – each group has a number in brackets next to it – this advises how many products are in each group.

If you clicked on the first category **'Copper Patch Leads'** then you will be presented with a number of choices for you to drill down to find the product that you want.

Once you click on the required product you will be presented with a number of tabs.

Click on each tab to see relevant information about that product and download a specification sheet and where applicable Delta certificates, Videos and Case Studies.





Contents

Copper Structured Cabling Systems

7

Fibre Optic Cabling Systems

101

Blown Fibre Cabling Systems

153

Environ Network Racks, Wall Racks & Open Frames

171

Residential/SoHo Cabling Systems

241

Voice Cabling Systems

251


Accessories & Testers

263

Whilst every attempt has been made to show exact photos of the products available within this catalogue, please note that sometimes only the style of the product is depicted.

EXCEL COPPER

STRUCTURED CABLING SYSTEMS



excel
without compromise.

Excel Website - www.excel-networking.com

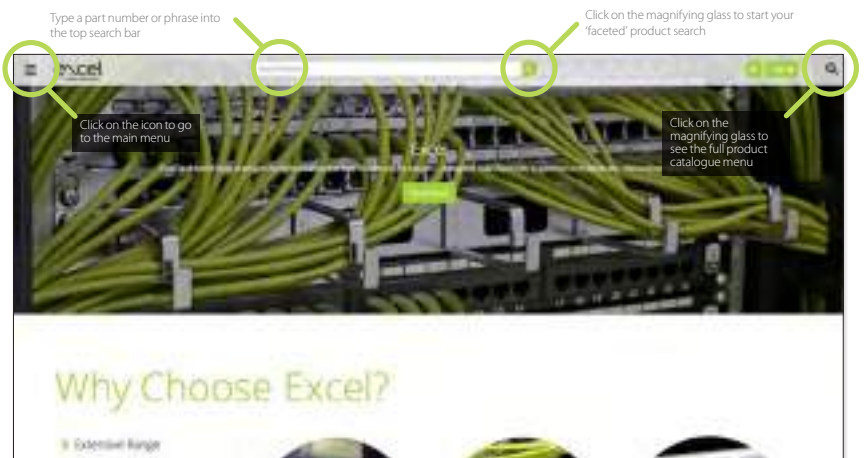


The Excel website is mobile friendly so wherever you are and on whatever device you choose to view it on you can easily access the site.

The Excel site is multilingual and currently available in English, French, Spanish, Dutch, German, Polish and Turkish.

Home Page

From the home page you can navigate quickly to where you need to go.





Cable Types

The first letter of the acronym describes the overall screening. The second letter describes the screening of individual pairs and the TP refers to the Twisted Pairs.

The reason for the additional letter at the beginning of the acronym is to avoid confusion of the different types of screened cables which have been developed in the last few years.

Example	F/UTP
Describes the overall screen	↑
Describes the screening of the pairs	↑
Describes the Twisted Pairs	↑

The following are the types of cable recognised in the ISO/IEC 11801 standard.

<p>U/UTP</p> <p>Unscreened outer with unscreened twisted pairs</p>		<p>SF/UTP</p> <p>Screened braid and foil outer with unscreened twisted pairs</p>	
<p>F/UTP</p> <p>Screened foil outer with unscreened twisted pairs</p>		<p>S/FTP</p> <p>Screened braid outer with individual screened foil twisted pairs</p>	
<p>U/FTP</p> <p>Unscreened outer with two sets of two pairs foil screened in "S" configuration</p>		<p>F/FTP</p> <p>Screened foil outer with two sets of two pairs foil screened in "S" configuration</p>	

Excel Patch Panel - Product Selector

The Excel range offers a broad choice of PCB Board Patch Panel designs

Patch Panels					
Excel Category 6 Unscreened	Excel Category 6 Unscreened Right Angle Panel	Excel Plus Category 6 Unscreened	Excel Plus Category 6 Unscreened Modular Panel - Loaded	Excel Category 6 Screened	Excel Category 5e Unscreened
P/N 100-304 24 port - Black P/N 100-306 48 port - Black	P/N 100-302 24 port - Black P/N 100-394 48 port - Black	P/N 100-372 24 port - Black P/N 100-380 48 port - Black	P/N 100-016* 24 port - Black *use in conjunction with 100-017	P/N 100-013 24 port - Black	P/N 100-720 16 port - Black P/N 100-726 24 port - Black P/N 100-722 32 port - Black P/N 100-728 48 port - Black
					
Rear management tray	✓	✓	✓	✓	
Enhanced Slide Label System			✓		
Cage nuts and 1-96 label kit included	✓	✓	✓	✓	✓
25 Year Warranty available	✓	✓	✓	✓	✓

For copies of the product specification sheets and Delta certificates, where applicable, please visit the downloads area of www.excel-networking.com



Excel Category 5e Unscreened Through Coupler	Excel Category 5e Unscreened	Excel Category 5e Unscreened	Excel Category 5e Unscreened Right Angle Panel	Excel Plus Category 5e Unscreened Right Angle Panel	Excel Category 5e Screened Right Angle Panel
P/N 100-309 24 port - Black	P/N 100-450 24 port - Blue P/N 100-451 24 port - Red P/N 100-452 24 port - Green P/N 100-453 48 port - Blue P/N 100-454 48 port - Red P/N 100-455 48 port - Green	P/N 100-470 24 port - Black P/N 100-480 48 port - Black	P/N 100-460 24 port - Black P/N 100-497 48 port - Black	P/N 100-490 24 port - Black	P/N 100-736 24 port - Black
					
			✓	✓	✓
		✓		✓	
✓	✓	✓	✓	✓	✓
✓	✓	✓	✓	✓	✓

Excel Modular Panel - Product Selector

The Excel Modular Panel range is compatible with a range of Keystone style jacks



Patch Panels

Excel 16 Port Unloaded Keystone Patch Panel Frame - Black	Excel 24 Port Unloaded Keystone Patch Panel Frame - Black	Excel 16 Port Unloaded Keystone Patch Panel Frame - Chrome
---	---	--

P/N.100-025

P/N.100-026

P/N.100-027



Modules

Excel Angled Butterfly Keystone Jack - Toolless

P/N.100-185 Chrome - Screened - Category 6_A

P/N.100-213 Black - Unscreened - Category 6



Excel Butterfly Keystone Jack - Toolless

P/N.100-181 Chrome Low Profile Screened - Category 6_A

P/N.100-182-WT White Low Profile Unscreened - Category 6_A

P/N.100-182-BK Black Low Profile Unscreened - Category 6_A

P/N.100-180 Screened Keystone Jack, Toolless - Category 6_A

P/N.100-210 Chrome - Screened - Category 6

P/N.100-215-WT White Low Profile Unscreened - Category 6

P/N.100-215-BK Black Low Profile Unscreened - Category 6

P/N.100-906 Chrome - Screened - Category 5e

P/N.100-202-WT White Low Profile Unscreened - Category 5e

P/N.100-202-BK Black Low Profile Unscreened - Category 5e



Excel Unscreened Keystone Jack IDC

P/N.100-156 White - Unscreened - Category 6_A

P/N.100-156-BK Black - Unscreened - Category 6_A

P/N.100-011 White - Unscreened - Category 6

P/N.100-011-BK Black - Unscreened - Category 6

P/N.100-010 White - Unscreened - Category 5e

P/N.100-010-BK Black - Unscreened - Category 5e



Excel Screened Through Couplers

P/N.100-107 Chrome Screened - Category 6_A

P/N.100-106 Chrome Screened - Category 6



Excel Residential A/V Keystone Adaptors

P/N.100-805 1 Port 'F Type' Sat Coax Adaptor White

P/N.100-806 HDMI V1.4 Adaptor White

P/N.100-807 1 Port USB 3.0 Adaptor White A Type





P/N.100-809 1 Port USB 2.0 Adaptor White A Type

P/N.100-811 3.5mm Audio Input Adaptor White



	✓	✓	✓
	✓	✓	✓
	✓	✓	✓
	✓	✓	✓
	✓	✓	✓
	✓	✓	✓
	✓	✓	✓
	✓	✓	✓
	✓	✓	✓
	✓	✓	✓
	✓	✓	✓
	✓	✓	✓
	✓	✓	✓
	✓	✓	✓
	✓	✓	✓
	✓	✓	✓
	✓	✓	✓
	✓	✓	✓
	✓	✓	✓
	✓	✓	✓
	✓	✓	✓
	✓	✓	✓
	✓	✓	✓
	✓	✓	✓
	✓	✓	✓
	✓	✓	✓
	✓	✓	✓
	✓	✓	✓
	✓	✓	✓



Excel 24 Port Unloaded Keystone Patch Panel Frame - Chrome	Excel 24 Port Unloaded Keystone Angled Patch Panel Frame - Black	Excel 24 Port Unloaded Keystone Angled Patch Panel Frame - Chrome	Excel 24-port Keystone V Patch Panel Frame - Black	Excel 24-port Keystone Patch Panel Frame, 0.5U	Excel 12-port MicroLan Keystone Patch Panel Frame
P/N 100-028	P/N 100-023	P/N 100-024	P/N 100-040	P/N 100-041	P/N 100-753
					
	✓ ✓	✓ ✓			
✓ ✓ ✓ ✓ ✓ ✓ ✓ ✓ ✓			✓ ✓ ✓	✓ ✓ ✓	
✓ ✓ ✓ ✓ ✓ ✓			✓ ✓ ✓ ✓ ✓ ✓	✓ ✓ ✓ ✓	
✓ ✓			✓ ✓	✓ ✓	✓ ✓
✓ ✓ ✓ ✓ ✓			✓ ✓ ✓ ✓ ✓	✓ ✓ ✓ ✓ ✓	✓ ✓ ✓ ✓ ✓

Excel Mounting Hardware

Product Selector

Excel offers a range of Keystone Jacks with compatible straight or angled shutters and faceplate mounting options



Shutter

Euromod 25 x 50 mm

Excel White Keystone Shutter	Excel Black Keystone Shutter	Excel White Angled Shutter	Excel Black Angled Shutter
------------------------------	------------------------------	----------------------------	----------------------------








P/N 100-014	P/N 100-014-BK	P/N 100-175	P/N 100-175-BK
-------------	----------------	-------------	----------------



Keystone

Excel Category 6 _A Screened Keystone Toolless Jack <u>P/N 100-180 - Chrome</u>		✓	✓	✓	✓
Excel Category 6 _A Low Profile Screened Keystone Toolless Jack <u>P/N 100-181 - Chrome</u>		✓	✓	✓	✓
Excel Category 6 _A Low Profile Unscreened Keystone Toolless Jack <u>P/N 100-182-WT - White</u> <u>P/N 100-182-BK - Black</u>		✓	✓	✓	✓
Excel Category 6 _A Unscreened Keystone Toolless Jack <u>P/N 100-156 - White</u> <u>P/N 100-156-BK - Black</u>		✓	✓	✓	✓
Excel Category 6 Screened Keystone Jack <u>P/N 100-210 - Chrome</u>		✓	✓	✓	✓
Excel Category 6 Unscreened Keystone Jack <u>P/N 100-011 - White</u> <u>P/N 100-011-BK - Black</u>		✓	✓	✓	✓
Excel Category 6 Low Profile Unscreened Keystone Toolless Jack <u>P/N 100-215-WT - White</u> <u>P/N 100-215-BK - Black</u>		✓	✓	✓	✓
Excel Category 5e Screened Keystone Toolless Jack <u>P/N 100-906 - Chrome</u>		✓	✓	✓	✓
Excel Category 5e Low Profile Unscreened Keystone Toolless Jack <u>P/N 100-202-WT - White</u> <u>P/N 100-202-BK - Black</u>		✓	✓	✓	✓
Excel Category 5e Unscreened Keystone Jack <u>P/N 100-010 - White</u> <u>P/N 100-010-BK - Black</u>		✓	✓	✓	✓
Excel Category 6 _A Screened Keystone Through Coupler <u>P/N 100-107 - Chrome</u>		✓	✓	✓	✓
Excel Category 6 Screened Keystone Through Coupler <u>P/N 100-106 - Chrome</u>		✓	✓	✓	✓



	6c		Excel Office	45mm x 45mm	50mm x 50mm	45mm x 45mm
Excel White Angled Shutter	Excel White Keystone 6c Shutter	Excel White Angled 6c Shutter	Excel Office Angled Shutters	Excel Curved Keystone Shutters	Excel Angled 2 Port Keystone Faceplate	Excel Flat Shutters
P/N.100-020	P/N.100-018	P/N.100-022	P/N.100-280 & 100-280-GE	P/N.100-281 & 100-282	P/N.100-283 & 100-284	P/N.100-289 & P/N.100-290
						
✓	✓	✓	✓	✓	✓	✓
✓	✓	✓	✓	✓	✓	✓
✓	✓	✓	✓	✓	✓	✓
✓	✓	✓	✓	✓	✓	✓
✓	✓	✓	✓	✓	✓	✓
✓	✓	✓	✓	✓	✓	✓
✓	✓	✓	✓	✓	✓	✓
✓	✓	✓	✓	✓	✓	✓
✓	✓	✓	✓	✓	✓	✓
✓	✓	✓	✓	✓	✓	✓
✓	✓	✓	✓	✓	✓	✓
✓	✓	✓	✓	✓	✓	✓
✓	✓	✓	✓	✓	✓	✓
✓	✓	✓	✓	✓	✓	✓
✓	✓	✓	✓	✓	✓	✓
✓	✓	✓	✓	✓	✓	✓
✓	✓	✓	✓	✓	✓	✓
✓	✓	✓	✓	✓	✓	✓
✓	✓	✓	✓	✓	✓	✓
✓	✓	✓	✓	✓	✓	✓
✓	✓	✓	✓	✓	✓	✓
✓	✓	✓	✓	✓	✓	✓

Excel Mounting Hardware - Faceplate Product Selector



Shutter

Euromod 25 x 50 mm

Excel White
Keystone
Shutter

Excel Black
Keystone
Shutter

Excel White
Angled
Shutter

P/N 100-014

P/N 100-014-BK

P/N 100-175



Faceplate

Excel Single Gang Bevelled
Faceplate

P/N 100-712



✓

✓

✓

Excel Single Gang Flat
Faceplate

P/N 100-714



✓

✓

✓

Excel Double Gang Bevelled Faceplate

P/N 100-716



✓

✓

✓

Excel Double Gang Flat Faceplate

P/N 100-718



✓

✓

✓

Excel Single Gang 6c
Faceplate

P/N 100-670



Excel Double Gang 6c
Faceplate

P/N 100-671



Excel Office Single Gang
Faceplate c/w 2 half blanks

P/N 100-270



✓

Excel Office Double Gang
Faceplate c/w 2 half blanks

P/N 100-271



✓

Excel Office Single Gang
Faceplate c/w 2 half blanks - grey

P/N 100-270-GE



✓

✓

✓

Excel Office Double Gang
Faceplate c/w 2 half blanks - grey

P/N 100-271-GE



✓

✓

✓



		6c		Excel Office Dimension	
Excel Black Angled Shutter	Excel White Angled Shutter	Excel White Keystone 6c Shutter	Excel White Angled 6c Shutter	Excel Office White Angled Shutter	Excel Office Grey Angled Shutter
P/N 100-175-BK	<u>P/N</u> 100-020	<u>P/N</u> 100-018 <u>P/N</u> 100-018-BK	<u>P/N</u> 100-022 <u>P/N</u> 100-022-BK	<u>P/N</u> 100-280	<u>P/N</u> 100-280-GE
					
✓	✓				✓
✓	✓				✓
✓	✓				✓
✓	✓				✓
		✓	✓		
		✓	✓		
✓				✓	✓
✓				✓	✓
✓	✓			✓	✓
✓	✓			✓	✓









Excel Mounting Hardware - Faceplate Product Selector

Modules - Euromod

		Face Plate	
		Excel Single Gang Bevelled	Excel Single Gang Flat
		<u>P/N</u> 100-712	<u>P/N</u> 100-714
			
Excel Category 6 Unscreened <u>P/N</u> 100-300 - White <u>P/N</u> 100-298 - Black		✓ ✓	✓ ✓
Excel Category 6 Unscreened Low Profile <u>P/N</u> 100-366 - White <u>P/N</u> 100-366-BK Black		✓ ✓	✓ ✓
Excel Category 5e Unscreened <u>P/N</u> 100-700 - White <u>P/N</u> 100-730 - Blue <u>P/N</u> 100-731 - Red <u>P/N</u> 100-732 - Green		✓ ✓ ✓ ✓	✓ ✓ ✓ ✓
Excel Category 5e Unscreened Low Profile <u>P/N</u> 100-760 - White <u>P/N</u> 100-763 - Black <u>P/N</u> 100-737 - Blue <u>P/N</u> 100-738 - Red		✓ ✓ ✓ ✓	✓ ✓ ✓ ✓
Excel Category 5e Screened <u>P/N</u> 100-706 - White		✓	✓
Excel Voice Modules Secondary - Euro Style <u>P/N</u> 100-781 - White PABX - Euro Style <u>P/N</u> 100-783 - White PSTN - Euro Style <u>P/N</u> 100-785 - White PSTN - Euro Style, Left Hand Polarised <u>P/N</u> 100-796 - White		✓ ✓ ✓ ✓	✓ ✓ ✓ ✓
Excel Office Category 6 Unscreened Low Profile <u>P/N</u> 100-276 - White <u>P/N</u> 100-276-GE - Grey		✓	✓
Excel Office Category 5e Unscreened Low Profile <u>P/N</u> 100-275 - White <u>P/N</u> 100-275-GE - Grey		✓	✓



Excel Double Gang Bevelled	Excel Double Gang Flat	Excel Office Single Gang c/w 2 half blanks	Excel Office Double Gang c/w 2 half blanks	Excel Office Single Gang c/w 2 half blanks - grey	Excel Office Double Gang c/w 2 half blanks
<u>P/N</u> 100-716	<u>P/N</u> 100-718	<u>P/N</u> 100-270	<u>P/N</u> 100-271	<u>P/N</u> 100-270-GE	<u>P/N</u> 100-271-GE
					
✓ ✓	✓ ✓	✓	✓	✓ ✓	✓ ✓
✓ ✓	✓ ✓	✓	✓	✓ ✓	✓ ✓
✓ ✓ ✓ ✓	✓ ✓ ✓ ✓	✓ ✓ ✓	✓ ✓ ✓	✓ ✓ ✓ ✓	✓ ✓ ✓ ✓
✓ ✓ ✓ ✓	✓ ✓ ✓ ✓	✓ ✓ ✓	✓ ✓ ✓	✓ ✓ ✓ ✓	✓ ✓ ✓ ✓
✓	✓			✓	✓
✓ ✓ ✓ ✓	✓ ✓ ✓ ✓			✓ ✓ ✓ ✓	✓ ✓ ✓ ✓
✓ ✓	✓ ✓	✓ ✓	✓ ✓	✓ ✓	✓ ✓
✓ ✓	✓ ✓	✓ ✓	✓ ✓	✓ ✓	✓ ✓

Excel Mounting Hardware - Faceplate Product Selector

Modules - 6c



Face Plate

Excel
Single Gang
6c Faceplate

Excel
Double Gang
6c Faceplate

P/N 100-670

P/N 100-671



Keystone

Excel Category 6 Unscreened
RJ45 Module

P/N 100-301 - White



✓

✓

Excel Category 6 Unscreened Low Profile
RJ45 Module

P/N 100-297 - White



✓

✓

Excel Category 5e Unscreened Low Profile
RJ45 Module

P/N 100-757 - White



✓

✓

Excel Category 5e Unscreened
RJ45 Module

P/N 100-758 - White



✓

✓

Excel Voice Module Secondary - 6c Style

P/N 100-787

Excel Voice Module - PABX - 6C Style

P/N 100-789 - White

✓

✓

✓

✓



CPR Construction Products Regulation

– CE Markings

The CPR (Construction Products Regulation) has been around for over 15 years and the inclusion of communications cables, both Copper and Fibre came into force on the 1st of July 2016 and the period of coexistence (when non compliant product can still be sold) will come to an end on the 1st July 2017 and all products must be tested and the packaging appropriately CE marked.



The flammability rating that we have become used to will be replaced by a range of EuroClasses from A – F, with A being the most flame retardant and F as flammable. There are two main classes to be aware of Eca and Cca. The former is effectively equivalent to the existing IEC 60332-1 and does not require major work, therefore this will appear first. IEC 60332-3-24 is the closest to Cca

There will also be a series of additional requirements for smoke emittance (s), flaming droplets (d) and acid gases (a), the UK for example will be (s1b, d2, a2) however across Europe the regulation is being enforced slightly differently in each country.

What does it apply to?

The CPR ONLY applies to the 'fixed infrastructure', therefore does not include any connecting hardware or patch leads. It will however cover any pre-terminated solution such as MTP Trunk Cables and long fanout assemblies etc. that are deemed to be 'fixed', but these will rely on the bulk cable certification the assembly has been constructed from.

The other key point is it requires a 'Notified Body' such as Delta Labs to approve the test results for up to Dca, however for Cca and above it also requires a factory inspection of production control. On approval they will provide a Classification Report that is used by Excel to produce the 'Declaration of Performance' for each of the cables.

All Excel "Fixed Infrastructure" cables, copper, fibre and voice will meet a minimum of Eca classification from July 1st 2017.



Euroclass (ca)	Classification Criteria	Additional Criteria	Attestation of conformity system
A	EN ISO 1716 Gross heat of combustion		
B1	EN 50399 Heat release Flame spread	Smoke production (s1a, s1b, s2, s3) EN50399/EN61034-2 Acidity (a1, a2, a3) EN 50267-2-3	1+ Initial type-testing and continuous surveillance with audit testing of samples by 3rd party certification body factory production control (FPC) by manufacturer
B2			
C			
D	EN 50575 Flame propagation	Flaming droplets (d0, d1, d2) EN 50399	3 Initial type testing by 3rd party laboratory
E	EN 50575 Flame propagation		FPC by manufacturer
F			4 Initial type testing and FPC by manufacturer

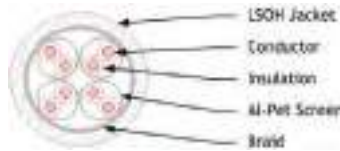


Excel Category 7_A Screened S/FTP Cable - 1000 MHz

The Excel Category 7_A Screened S/FTP LSOH Cable is designed and manufactured to meet and exceed the ISO, CENELEC and TIA standards. This delivers Class F_A link and channel performance supporting all applications detailed and proposed within the standards. This superior performance cable is ETL Component Verified.

Each cable consists of 4 pairs individually wrapped in a covering of high quality, strong, aluminium/polyester foil tape providing an individual screen for each pair. These sub units are then cabled together, with the pairs set to different lay lengths to ensure optimum performance, an overall braid screen is applied to provide further immunity to outside noise and to mitigate any risk of alien cross talk.

Excel Category 7_A cables are jacketed in a yellow low smoke zero halogen (LSOH) flame retardant compound. Supplied on 500 metre plywood drums, each cable has a print legend identifying the specification, part code and sequential.



Features

- Low Smoke Zero Halogen Jacket
- Category 7_A Performance to 1000 MHz
- High performance design
- Individual foil pairs with overall braid screen
- 3rd Party Delta Verified Component Compliance

Description	Part Number
Category 7 _A Screened S/FTP Yellow LSOH Cable - 1000 MHz	100-910
Category 7 _A Screened S/FTP Violet LSOH Cable - 1000 MHz	100-910-VT
Category 7 _A Screened S/FTP Dual Yellow LSOH Cable - 1000 MHz	100-911



Please check with your local Excel Sales Office or distributor for in country product availability

Excel Category 7_A Plus Screened S/FTP Cable - 1200 MHz



CE

The Excel Category 7_A Plus Screened S/FTP LSOH Cable is designed and manufactured to meet and exceed the ISO, CENELEC and TIA standards. This delivers Class F_A link and channel performance supporting all applications detailed and proposed within the standards. The performance characteristics have been enhanced to 1200 MHz for specialist applications. This superior performance cable is ETL Component Verified by Delta (performance verification to 1000 MHz).

Each cable consists of 4 pairs individually wrapped in a covering of high quality, strong, aluminium/polyester foil tape providing an individual screen for each pair. These sub units are then cabled together, with the pairs set to different lay lengths to ensure optimum performance, an overall braid screen is applied to provide further immunity to outside noise and to mitigate any risk of alien cross talk.

Excel Category 7_A cables are jacketed in a yellow low smoke zero halogen (LSOH) flame retardant compound. Supplied on 500 metre plywood drums, each cable has a print legend identifying the specification, part code and sequential.



Features

- Low Smoke Zero Halogen Jacket
- Category 7_A Performance enhanced to 1200 MHz
- High performance design
- Individual foil pairs with overall braid screen
- 3rd Party Delta Verified Component Compliance



Description	Part Number
Category 7 _A + Screened S/FTP Yellow LSOH Cable - 1200 MHz	100-912



Excel Category 6_A Unscreened U/UTP Cable – LSOH


Excel Category 6_A cables, and associated connectors, take the performance capabilities of copper infrastructure to new levels.

Designed to the current ISO EN and TIA standards for Class EA / Category 6_A performance these products are intended to deliver reliable, high network performance over permanent link distances of up to 90 metres and channels up to 100m, including applications such as 10GBASE-T, 10 Gigabit Ethernet.

Each cable consists of 4 unscreened twisted pairs which are formed around a specifically designed X filler, manufactured from lightweight flexible polyethelene. The use of a X filler to separate and maintain the position of conductors within high frequency unscreened cable designs has become standard practice following their introduction into Category 6 cables some years ago. By controlling - and making consistent - the spacing and positioning of each pair in relation to the others within the cable performance levels can be assured and issues such as crosstalk within and between cables can be addressed.

The term ‘Alien Crosstalk’ refers to the influence on the signal from a source external to the jacket sheath. i.e. it is the crosstalk from the other Category 6_A cables. This revised design is now round and uses a saw tooth inner shape to the sheath to increase the air gap from adjacent cables. These resulting air gaps drastically reduce the risks of Alien Crosstalk. The risks are further mitigated by following good installation practices - refer to the Excel Installation Guide.

Excel Category 6_A cables are jacketed in an Ice Blue low smoke zero halogen (LSOH) compound compliant with flame retardant standards as defined in IEC 60332-1 (option for IEC 60332-3), and smoke emission standards IEC61034. Supplied on 500 metre plywood drums, each cable has a print legend identifying the specification, part code and sequential metre marking which counts down from 500 metres to 1 metre, on each drum to reduce waste.




Features

- Category 6_A component compliant
- Suitable for 10 Gigabit, Ethernet applications
- Lightweight, Compact Round Design
- Low Smoke Zero Halogen Outer Sheath
- Conventional unscreened construction
- Compact, but robust, design
- Specified to 500MHz
- 25 Year System Warranty Available



Description	Part Number
Category 6 _A U/UTP Cable LSOH Ice Blue 500m	100-189

Excel Category 6_A Screened U/FTP S-Foil Cable - LSOH



CE



Photograph represents style only

**AVAILABLE
IN 305M BOX**
excel

Excel Category 6_A cables, and associated connectors, take the performance capabilities of copper infrastructure to new levels. The cable has been designed to exceed the ISO/IEC, TIA and CENELEC for Category 6_A component requirements. This delivers Class E_A link performance over distances of up to 90 metres which supports the applications including 10GBASE-T, 10 Gigabit Ethernet.

Each cable consists of two sets of two pairs wrapped together in an "S" configuration with high quality, strong, aluminium/polyester foil tape providing screening for each pair. The "S" Foil configuration ensures separation of the pairs which reduces the diameter and weight of the cable whilst enhancing the performance. This smaller cable diameter has reduced the cable cross-sectional area by 14.5%, meaning the cable occupies less space in the containment which in turn improves airflow in under floor installations and with less weight the containment used can be of a lighter construction. The individual pairs are set to different lay lengths to ensure optimum performance.

Excel Category 6_A cables are jacketed in an Ice Blue low smoke zero halogen (LSOH) compound compliant with flame retardant standards as defined in IEC 60332-1, and smoke emission standards IEC61034.

In addition to supplying the cable on 500 m reels the "S" foil construction has allowed for the development of a 305 m relex box. The relex cable box has 2 handles and allows for easier, one person handling, in many installation situations. A dual cable is also available in a 500 m reel.



Features

- Lightweight, Compact Design
- Category 6_A compliant
- Specified to 500MHz
- Suitable for 10GBASE-T, 10 Gigabit Ethernet Applications
- "S" foil screen
- Low Smoke Zero Halogen Outer Sheath
- Supports Power over Ethernet (PoE) and Power over Ethernet Plus (PoE-*plus*)
- Available in 500 m reels and 305 m boxes.
- 305 m box – 260 x 490 x 485 mm (approx) – 16.1 kg (approx)
- 25 Year System Warranty Available

Description	Part Number
Category 6 _A U/FTP "S" Foil Cable LSOH, 500m, Ice Blue	100-191
Category 6 _A U/FTP "S" Foil Cable LSOH, 305m, Ice Blue - Boxed	100-191-305M
Category 6 _A U/FTP "S" Foil Cable LSOH, White	100-198
Category 6 _A U/FTP "S" Foil Dual Cable LSOH, 500m, Ice Blue	100-194

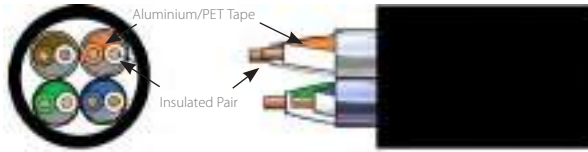




Category 6_A Screened U/FTP S-Foil Cable External Grade

Excel External Category 6_A Screened U/FTP Cable designed to offer performance with the protection to allow it to be installed externally. Ideal for connecting external equipment such as IP Cameras or Wireless Access Points using a cable that can be installed into external ducts and pathways. Each cable consists of two sets of two pairs wrapped together in an "S" configuration with high quality, strong, aluminium/polyester foil tape providing screening for each pair. The "S" Foil configuration ensures separation of the pairs which reduces the diameter and weight of the cable whilst enhancing the performance. This smaller cable diameter has reduced the cable cross-sectional area by 14.5%, meaning the cable occupies less space in the containment which in turn improves airflow in under floor installations and with less weight the containment used can be of a lighter construction. The individual pairs are set to different lay lengths to ensure optimum performance.

Excel external grade Category 6_A cables are jacketed in Black UV and moisture resistant polyethylene. Supplied on 500 metre plywood drums, each cable has a print legend identifying the specification, part code and sequential metre marking which counts down from 500 metres to 1 metre, on each drum to reduce waste.



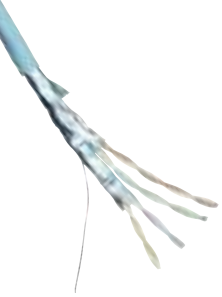
Features

- 25 Year System Warranty Available
- Category 6_A compliant
- Specified to 500MHz
- "S" foil screen
- Supplied on 500m reels
- External Grade Polyethylene Outer Sheath
- Supports 10 Gigabit Ethernet Application

Description	Part Number
Category 6 _A U/FTP External Cable - 500m	100-980



Excel Category 6_A Screened F/FTP S-Foil Cable - LSOH



CE

Excel Category 6_A - Augmented Category 6 - cables, and associated connectors, take the performance capabilities of copper infrastructure to new levels. The cable has been designed to exceed the ISO/IEC, TIA and CENELEC for Category 6_A/Augmented Category 6 component requirements. This delivers Class E_A/Augmented Category 6 link performance over distances of up to 90 metres which supports the applications including 10GBASE-T, 10 Gigabit Ethernet.

Each cable consists of two sets of two pairs wrapped together in an "S" configuration with high quality, strong, aluminium/polyester foil tape providing screening for each pair. The "S" Foil configuration ensures separation of the pairs which reduces the diameter and weight of the cable whilst enhancing the performance. This smaller cable diameter has reduced the cable cross-sectional area by 14.5%, meaning the cable occupies less space in the containment which in turn improves airflow in under floor installations and with less weight the containment used can be of a lighter construction. The individual pairs are set to different lay lengths to ensure optimum performance.

Excel Category 6_A cables are jacketed in an Ice Blue low smoke zero halogen (LSOH) compound compliant with flame retardant standards as defined in IEC 60332-1, and smoke emission standards IEC61034. Supplied on 500 metre plywood drums, each cable has a print legend identifying the specification, part code and sequential metre marking which counts down from 500 metres to 1 metre, on each drum to reduce waste.



Features

- Lightweight, Compact Design
- Category 6_A compliant
- Specified to 500MHz
- Suitable for 10GBASE-T, 10 Gigabit Ethernet Applications
- "S" foil screen
- Low Smoke Zero Halogen Outer Sheath
- Supports Power Over Ethernet (POE) Plus
- 25 Year System Warranty Available

Description	Part Number
Category 6 _A F/FTP "S" Foil Cable LSOH, 500m, Ice Blue	100-196
Category 6 _A F/FTP "S" Foil Cable LSOH, 500m, Orange	100-196-OR
Category 6 _A F/FTP "S" Foil Dual Cable LSOH, 500m, Ice Blue	100-197

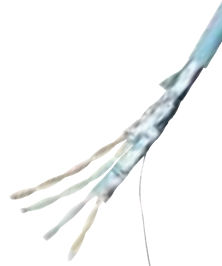
Excel Category 6_A Screened F/FTP LSOH Zone Cable – Ice Blue

The Excel Category 6_A screened F/FTP LSOH 'Zone' cable has a reduced diameter due to the use of 26AWG conductors. The cable is designed and manufactured to meet and exceed the ISO, Cenelec and TIA standards. This delivers Class Ea link and channel performance up to 60m supporting all applications detailed and proposed within the standards. This cable has been designed with the emerging requirements for 'Top of Rack' and 'End of Row' installations within the data centre where the small cable OD will prove to be beneficial.

Features

- 500mtr Reel
- Zone Cable
- Ice Blue Outer Sheath
- 60m Channel
- Low Smoke Zero Halogen Jacket
- 25 Year System Warranty Available

Description	Part Number
Excel Category 6 _A F/FTP 26AWG Zone cable	100-603



Excel Category 6_A Screened Twisted Pair Cable S/FTP – White

The Excel Category 6_A screened S/FTP LSOH cable is designed and manufactured to meet and exceed the ISO, Cenelec and TIA standards. This delivers Class Ea link and channel performance supporting all applications detailed and proposed within the standards. This superior performance cable is 3rd Party Component Verified.

Each cable consists of 4 pairs individually wrapped in an overall covering of high quality aluminium/polyester foil tape providing an individual screen for each pair. These sub units are then cabled together with the pairs set to different lay lengths to ensure optimum performance, an overall braid screen is applied to provide further immunity to outside noise and to mitigate any risk of alien cross talk.

Excel Category 6_A S/FTP cables are jacketed in a white low smoke zero halogen (LSOH) flame retardant compound. Supplied on 500 metre plywood drums, each cable has a print legend identifying the specification, part code and sequential metre marking.

Features

- 500mtr Reel
- White Outer Sheath
- Low Smoke Zero Halogen Jacket
- 25 Year System Warranty Available

Description	Part Number
Excel Category 6 _A S/FTP Screened Cable - White	100-914
Excel Category 6 _A S/FTP Screened Cable - White (Dual)	100-915



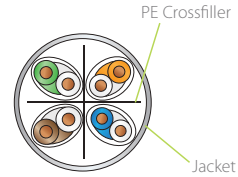
Excel Category 6_A Unscreened Twisted Pair (U/UTP) Patch Leads - LSOH



Excel Category 6_A U/UTP patch leads consist of 4 twisted pairs of 26AWG stranded copper wires. These pairs are then cabled together, with different lay lengths to ensure optimum performance. Staggered pin RJ45 plugs, terminate the cable, and each lead is fitted with colour coded slimline moulded boots, suitable for use in high density router or switch blades.

Features

- Specified to 500MHz
- Suitable for 10 Gigabit, 10GBase-T, Ethernet application
- EC verified
- Blade style 'slimline' moulded strain relief boot with clip protector
- Choice of length and colour
- Low smoke zero halogen outer sheath
- 25 Year System Warranty Available



Length (M)	Grey	Blue	Red	Yellow	Green
1	100-500	100-509	100-519	100-529	100-539
2	100-501	100-510	100-520	100-530	100-540
3	100-502	100-511	100-521	100-531	100-541
5	100-503	100-512	100-522	100-532	100-542

Alternative lengths and colours are available subject to minimum order quantities and lead times.



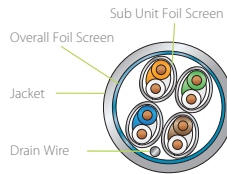
Excel Category 6_A Screened Twisted Pair (F/FTP) Patch Leads - LSOH

Excel Category 6_A F/FTP patch leads consist of 4 twisted pairs of 26AWG stranded copper wires, an aluminium/polyester foil tape provides an individual screen for each pair. These pairs are then cabled together, with different lay lengths to ensure optimum performance and wrapped in an overall foil tape screen. Staggered pin RJ45 shielded plugs, terminate the cable, and each lead is fitted with colour coded slimline moulded boots, suitable for use in high density router or switch blades.



Features

- Specified to 500MHz
- Suitable for 10 Gigabit, 10GBase-T, Ethernet application
- EC verified
- Individual foil screen over each pair plus overall foil tape screen
- Blade style 'slimline' moulded strain relief boot with clip protector
- Choice of length and colour
- Low smoke zero halogen outer sheath
- 25 Year System Warranty Available
- Compatible with Excel F/FTP cable - part number 100-196



Length (M)	Grey	Blue	Red	Yellow	Green
0.5	100-176	100-220	100-221	100-222	100-223
1	100-148	100-159	100-161	100-166	100-173
2	100-152	100-157	100-162	100-167	100-171
3	100-153	100-158	100-163	100-168	100-172
5	100-154	100-160	100-165	100-170	100-174
7	100-178	-	-	-	-
10	100-177	100-261	100-262	100-263	100-264
15	100-265	100-266	100-267	100-268	100-269
20	100-543	100-544	100-545	100-546	100-547



Length (M)	White	Black	Pink	Orange	Violet
0.5	100-224	100-225	100-226	100-227	100-228
1	100-238	100-239	100-240	100-241	100-242
2	100-244	100-245	100-246	100-247	100-248
3	100-250	100-251	100-252	100-253	100-254
5	100-256	100-257	100-258	100-259	100-260

Alternative lengths and colours are available subject to minimum order quantities and lead times.

Excel Category 6_A Lockable S/FTP LSOH – Patch Leads Booted

Excel Category 6_A S/FTP Lockable patch leads are manufactured and tested to ISO 11801, EN 50173 & TIA/EIA 568 requirements for patch cord assemblies and provide optimum performance levels for structured cabling installations. Excel Category 6_A S/FTP Lockable patch leads provide added security, preventing unwanted disconnection on secure or sensitive circuits. Disconnection can only be achieved by using the key which is supplied separately to the Patch Leads



Features

- Secure - Prevents Unwanted Disconnection
- Screened braid outer with individual screened foil
- Keys Sold Separately
- Category 6_A Compliant
- Backward Compatible
- Independently verified
- T568B wiring
- LSOH outer sheath
- Individually bagged
- 25 Year System Warranty Available

Description	Part Number
Excel Category 6 _A S/FTP LSOH 0.5m Lockable Booted Patch Lead – Grey	101-120
Excel Category 6 _A S/FTP LSOH 1m Lockable Booted Patch Lead – Grey	101-122
Excel Category 6 _A S/FTP LSOH 2m Lockable Booted Patch Lead – Grey	101-124
Excel Category 6 _A S/FTP LSOH 3m Lockable Booted Patch Lead – Grey	101-126
Excel Category 6 _A S/FTP LSOH 5m Lockable Booted Patch Lead – Grey	101-128
Excel key for lockable Patch Leads (Pair)	101-LCKEY

Excel Category 6_A High Density S/FTP LSOH – Patch Leads Booted

Excel Category 6_A S/FTP High Density patch leads are manufactured and tested to ISO 11801, EN 50173 & TIA/EIA 568 requirements for patch cord assemblies and provide optimum performance levels for structured cabling installations. Plugging and un-plugging is achieved through the unique push-pull design of the RJ45 connector and the use of a special tool (available separately) which extends the grip and removes the necessity to release the connector with the fingers.



Features

- Suitable for High Density Switches and Panels
- Screened braid outer with individual screened foil
- Release Tools Sold Separately
- Category 6_A Compliant
- Backward Compatible
- Independently verified
- T568B wiring
- Blade style 'slimline' moulded strain relief boot with clip protector
- LSOH outer sheath
- Individually bagged
- 25 Year System Warranty Available

Description	Part Number
Excel Category 6 _A S/FTP LSOH 0.5m High Density Booted Patch Lead – Grey	102-150
Excel Category 6 _A S/FTP LSOH 1m High Density Booted Patch Lead – Grey	102-152
Excel Category 6 _A S/FTP LSOH 2m High Density Booted Patch Lead – Grey	102-154
Excel Category 6 _A S/FTP LSOH 3m High Density Booted Patch Lead – Grey	102-156
Excel Category 6 _A S/FTP LSOH 5m High Density Booted Patch Lead – Grey	102-158
Excel Release Tool for High Density Patch Leads (Pair)	102-HDTOOL



Excel Category 6_A HD Solid Core U/FTP Leads

Excel Category 6_A HD Solid Core U/FTP Screened Harness/Switch Link Leads are constructed from 100-191 Excel Category 6_A U/FTP "S" Foil Screened cable (horizontal cable). Each of these leads allows the construction of two Switch/Harness Links or Consolidation Point (CP) Cables. The lead is manufactured with a high performance screened RJ-45 plug on each end permitting the lead to be cut into two at the required lengths. Slimline blade strain relief boots are fitted to protect the latch and allow connection to the highest density equipment. Using the same cable as the horizontal elements of the channel assures performance and does not "use up" the stranded patch lead allowance.



These leads are for the creation of Switch/Harness Links and CP cables. They are not for use as a replacement for patch leads.

Features

- Solid Core Cable
- For Switch/Harness Links and CP Cables
- U/FTP Screened Cable
- LSOH Cable Sheath
- Constructed from Excel 100-191 U/FTP "S" Foil Cable
- 25 Year System Warranty Available



Description	Part Number
Category 6 _A HD Solid Core U/FTP Leads - 5m	100-120
Category 6 _A HD Solid Core U/FTP Leads - 10m	100-121
Category 6 _A HD Solid Core U/FTP Leads - 15m	100-122
Category 6 _A HD Solid Core U/FTP Leads - 20m	100-123
Category 6 _A HD Solid Core U/FTP Leads - 30m	100-124

Please check with your local Excel Sales Office or distributor for in country product availability

Excel Category 6_A Solid Core F/FTP Screened Harness/Switch Link Leads



Excel Category 6_A Solid Core F/FTP Screened Harness/Switch Link Leads are constructed from 100-196 Excel Category 6_A F/FTP "S" Foil Screened cable (horizontal cable). Each of these leads allows the construction of two Switch/Harness Links or Consolidation Point (CP) Cables. The lead is manufactured with a high performance screened RJ-45 plug on each end permitting the lead to be cut into two at the required lengths. Slimline blade strain relief boots are fitted to protect the latch and allow connection to the highest density equipment. Using the same cable as the horizontal elements of the channel assures performance and does not "use up" the stranded patch lead allowance.

These leads are for the creation of Switch/Harness Links and CP cables. They are not for use as a replacement for patch leads.

Features

- Solid Core Cable
- For Switch/Harness Links and CP Cables
- F/FTP Screened Cable
- LSOH Cable Sheath
- Constructed from Excel 100-196 F/FTP "S" Foil Cable
- 25 Year System Warranty Available

Description	Part Number
Category 6 _A Solid Core F/FTP Screened Harness/Switch Link Leads LSOH - 10m	100-130
Category 6 _A Solid Core F/FTP Screened Harness/Switch Link Leads LSOH - 15m	100-131
Category 6 _A Solid Core F/FTP Screened Harness/Switch Link Leads LSOH - 20m	100-132
Category 6 _A Solid Core F/FTP Screened Harness/Switch Link Leads LSOH - 30m	100-133

Excel Category 6_A Device Protection Adapter (DPA)



The Excel Device Protection Adapter (DPA) offers users and network administrators an easy way to protect expensive and mobile IT equipment with LAN access from damage. If the mobile IT equipment is moved in a bigger radius than the connected RJ45 cable allows, the DPA disconnects the connection when a certain pull-out force is reached. This prevents damage of the expensive boards of the IT equipment such as damaged contacts or complete loss of RJ45 jacks for the network connection. Therefore, an expensive repair is a thing of the past.

Features

- Helps prevent damage



Description	Part Number
Excel Category 6 _A Device Protection Adapter	100-925



Excel Unloaded Keystone Jack Modular Patch Panel

The Excel Keystone Jack 16 port or 24 port 1U empty patch panel frames allow for flexible port density from 1 through to 24 ports. The panels are compatible with Excel Category 5e, Category 6 and Category 6_A keystone jacks and come complete with a rear management bar, which can be fitted quickly without the need for tooling or fixings.

The Excel Keystone Jack patch panel frame offers flexibility either through port loading to suit the installations and manage cost, or for pre-terminated requirements, allowing terminated jacks to be snapped into place quickly and easily.


Features

- Supplied unloaded
- Available in chrome or black
- Compatible with Category 5e, 6 and 6_A Excel standard and Toolless Jacks
- Supplied with cage nuts, earth cable and rear management tray
- Load from 1 to 24 Keystone in 1U of rack space



Description	Part Number
Unloaded 16 port Black Patch Panel Frame - Plastic Fascia	100-025
Unloaded 24 port Black Patch Panel Frame - Plastic Fascia	100-026
Unloaded 16 port Chrome Patch Panel Frame	100-027
Unloaded 24 port Chrome Patch Panel Frame	100-028
Compatible Modules	
Category 6 _A Screened Keystone Jack, Butterfly Style, Toolless	100-180
Category 6 _A Low Profile Screened Toolless Jack - Chrome	100-181
Category 6 _A Low Profile Unscreened Toolless Jack - White	100-182-WT
Category 6 _A Low Profile Unscreened Toolless Jack - Black	100-182-BK
Category 6 _A Unscreened Jack - White	100-156
Category 6 _A Unscreened Jack - Black	100-156-BK
Category 6 Screened Butterfly Style Toolless Keystone Jack	100-210
Category 6 Low Profile Unscreened Butterfly Style Toolless Keystone Jack - White	100-215-WT
Category 6 Low Profile Unscreened Butterfly Style Toolless Keystone Jack - Black	100-215-BK
Category 6 RJ45 White Unscreened Keystone Jack	100-011
Category 6 RJ45 Black Unscreened Keystone Jack	100-011-BK
Category 5e Screened Butterfly Style Toolless Keystone Jack	100-906
Category 5e Low Profile Unscreened Butterfly Style Toolless Keystone Jack - White	100-202-WT
Category 5e Low Profile Unscreened Butterfly Style Toolless Keystone Jack - Black	100-202-BK
Category 5e RJ45 White Unscreened Keystone Jack	100-010
Category 5e RJ45 Black Unscreened Keystone Jack	100-010-BK
Keystone Blanks (24-pack) - Black	100-187-BK
Keystone Blanks (24-pack) - White	100-187-WT
Category 6 _A FTP 180 Degree Keystone Through Coupler	100-107
Category 6 FTP 180 Degree Keystone Through Coupler	100-106

Excel Angled Keystone Jack Patch Panel Frames – Unloaded



The Angled Keystone Jack Patch Panel Frame is available to support a range of screened and unscreened jacks. It accepts the innovative Excel Angled Toolless Keystone Jack range available in Category 6 & 6_A variants to deliver solution options. The angled jack directs the cable to one side which reduces the bend on the patch cable. This, in turn, reduces the space required between the front of the patch panel and the cabinet doors. The angled nose piece of the jack achieves this while maintaining a conventional flat panel format.

The patch panel, combined with the Angled Toolless Keystone Jacks, maintains cable entry perpendicular to the rear of the panel via the integrated cable manager. This allows the cable management at the rear of the panel to be installed in a way to suit numerous methods – 24 left or 24 right or a mix of left and right. It also means part filled panels can easily be added to.

The Chrome finish patch panel comes complete with an earth bonding kit and is suitable for installation of screened and unscreened jacks.

Features

- Supplied unloaded
- Choice of colour – Black & Chrome finish
- 24 Port modular design ideal for standard and pre-terminated installations
- Uniform cable termination – added flexibility of cable entry with supplied cable manager
- Supports Unscreened & Screened – Cat 6 & Cat 6_A – Angled Keystone Toolless jacks
- Supplied with cage nuts and screw fixings
- Earth kit supplied with chrome model

Description	Part Number
Unloaded 24 Port Black Angled Keystone Frame	100-023
Unloaded 24 Port Chrome Angled Keystone Frame	100-024
Compatible Modules	
Category 6 _A Screened Butterfly Style Toolless Angled Jack - Chrome	100-185
Category 6 Unscreened Butterfly Style Toolless Angled Jack - Black	100-213






Excel Keystone V Patch Panel Frame

The Excel 24 Port 1U Keystone V Patch Panel allows standard keystone jacks to be presented in an angled patch panel configuration. The patch panel is designed to accept all of the Excel unscreened and screened standard keystone jacks from the Category 5e, 6 & 6_A portfolios. This panel includes a rear cable manager to allow the cable to be dressed into the panel neatly and securely. The V shape of the panel presents the jacks at an angle to the front of the cabinet that reduces the strain on the jack that results from the patch lead. The patch lead is naturally routed to the cabinet/frame cable management reducing the requirement for rack mounted cable management bars. Earth bonding leads are supplied fitted to enable grounding if required.

Features

- Compatible with Excel Category 5e, 6 & 6_A Screened and Unscreened Keystone Jacks
- Supplied with earthing kit
- Ideal for standard and pre-terminated installations
- Angled "V" Shape Patch Panel
- Option to part or fully load
- Supplied with snap on rear management tray



Description	Part Number
24 port Keystone V Patch Panel Frame, Black	100-040
Compatible Modules	
Category 6 _A Low Profile Screened Butterfly Style Toolless Jack	100-181
Category 6 _A Low Profile Unscreened Toolless Keystone Jack - White	100-182-WT
Category 6 _A Low Profile Unscreened Toolless Keystone Jack - Black	100-182-BK
Category 6 Screened Butterfly Style Toolless Keystone Jack	100-210
Category 6 RJ45 White Unscreened Keystone Jack	100-011
Category 6 RJ45 Black Unscreened Keystone Jack	100-011-BK
Category 6 Low Profile Unscreened Butterfly Style Toolless Keystone Jack - White	100-215-WT
Category 6 Low Profile Unscreened Butterfly Style Toolless Keystone Jack - Black	100-215-BK
Category 5e Screened Butterfly Style Toolless Keystone Jack	100-906
Category 6 _A Unscreened Jack White	100-156
Category 6 _A Unscreened Jack Black	100-156-BK
Category 5e RJ45 White Unscreened Keystone Jack	100-010
Category 5e RJ45 Black Unscreened Keystone Jack	100-010-BK
Category 5e Low Profile Unscreened Butterfly Style Toolless Keystone Jack - White	100-202-WT
Category 5e Low Profile Unscreened Butterfly Style Toolless Keystone Jack - Black	100-202-BK

Excel Unloaded Keystone Jack Modular Patch Panel, 0.5U



The Excel 24 Port 0.5U Keystone Patch Panel delivers a high density offering with the benefit of a single row of keystone jacks. The single row of jacks means that the installation is straight forward and allows an individual jack to be removed if required. As the panel is only 0.5U in height it allows, by using two panels together, the ability to present 48 keystone jacks in 1U of rack space. Using two 0.5U panels ensures that the jacks are all aligned the correct way up. Most 48 Port 1U panels require the bottom row of jacks to be mounted upside down.



Features

- High Density - 24 Jacks 0.5U
- Ideal for standard and pre-terminated installations
- Supplied with earthing kit
- Compatible with Excel Category 5e, 6 & 6_A Jacks
- Option to part or fully load
- Supplied with cable management bar



Description	Part Number
24 port Keystone Patch Panel Frame, 0.5U	100-041
Compatible Modules	
Category 6 _A Low Profile Screened Toolless Jack - Chrome	100-181
Category 6 _A Low Profile Unscreened Toolless Keystone Jack - White	100-182-WT
Category 6 _A Low Profile Unscreened Toolless Keystone Jack - Black	100-182-BK
Category 6 RJ45 White Unscreened Keystone Jack	100-011
Category 6 RJ45 Black Unscreened Keystone Jack	100-011-BK
Category 6 Low Profile Unscreened Butterfly Style Toolless Keystone Jack - White	100-215-WT
Category 6 Low Profile Unscreened Butterfly Style Toolless Keystone Jack - Black	100-215-BK
Category 5e RJ45 White Unscreened Keystone Jack	100-010
Category 5e RJ45 Black Unscreened Keystone Jack	100-010-BK
Category 5e Low Profile Unscreened Butterfly Style Toolless Keystone Jack - White	100-202-WT
Category 5e Low Profile Unscreened Butterfly Style Toolless Keystone Jack - Black	100-202-BK

Please check with your local Excel Sales Office or distributor for in country product availability



Excel MicroLan Keystone Patch Panel - Empty

Excel1U MicroLan Keystone Patch Panel provides the mounting facility for up to 12 Excel Keystone jacks. The modular design accommodates jacks of Category 5e, 6 & 6_A and allows for part panels to be installed. This patch panel may be used in either a screened or unshielded structured cabling system and is supplied complete with a fitted earth bonding wire. Cage nuts and screws are supplied for fitting.



Features

- Accepts Excel Keystone Jacks
- Suitable for Unshielded & Shielded jacks
- Supplied with earth bonding lead fitted
- Maximum 12 keystone jacks
- 1U High
- Category 5e, 6 & 6_A



Description	Part Number
Microlan 12 Port Keystone Patch Panel Black	100-753
Compatible Keystone Jacks	
Category 6 _A Low Profile Screened Keystone Jack - Toolless	100-181
Category 6 _A Screened Keystone Jack, Butterfly Style - Toolless	100-180
Category 6 Unshielded U/UTP Toolless Keystone Jack, Butterfly Style - White	100-211
Category 6 Unshielded U/UTP Toolless Keystone Jack, Butterfly Style - Black	100-212
Category 6 Screened Toolless Jack - Butterfly Style	100-210
Category 6 Unshielded (UTP) Keystone Jack - White	100-011
Category 6 Unshielded (UTP) Keystone Jack - Black	100-011-BK
Category 5e Unshielded Toolless Keystone Jack - White	100-203
Category 5e Unshielded Toolless Keystone Jack - Black	100-204
Category 5e Screened Butterfly Style Toolless Keystone Jack	100-906
Excel Plus Category 5e Keystone Jack, RJ45 - White	100-010
Excel Plus Category 5e Keystone Jack, RJ45 - Black	100-010-BK

See pages 218-219 for Microlan Cabinet and Accessories

Please check with your local Excel Sales Office or distributor for in country product availability

Excel Mixed Use Patch Panel Frames



The Excel Mixed Use Panel accepts either and/or both copper and fibre modules. The ability to have fibre and copper presented in one panel offers flexibility in the installation, reduces required rack space and provides future proofing in system design. Useful in the extremes of installations from data centres where the mixed use panel may aid separation of the routes of cabling, to a remote wall box that has a small number of fibre and copper links, the Mixed Use panel will suit any environment. The construction of the panel has a chrome colour finish and may be used for either screened or unscreened copper cabling and LC or MTP fibre connectivity.

A 4 or 8 module Mixed Use panel is available, both using 1U of rack space.

Features

- 4 & 8 Module Capacity Patch Panel Frames
- Accepts Copper & Fibre Modules
- 1U of Rack Space
- Toolless assembly and module fitting

Description	Part Number
Excel 1U Mixed Use Patch Panel Frames - 4 Module - Unloaded	100-230
Excel 1U Mixed Use Patch Panel Frames - 8 Module - Unloaded	100-231
Compatible Modules	
Excel 6 Port Category 6 Unscreened Module	100-235
Excel 6 Port Category 6 Screened Module	100-236
Excel 6 _s Port Category 6 Screened Module	100-237
Excel 6 Port Duplex (12 Fibre) OM3 LC to MTP Module	201-610
Excel 6 Port Duplex (12 Fibre) OM4 LC to MTP Module	201-611
Excel 6 Port Duplex (12 Fibre) OS2 LC to MTP Module	201-612
Excel 6 Port Duplex (12 Fibre) OM3 LC Module	201-600
Excel 6 Port Duplex (12 Fibre) OM4 LC Module	201-601
Excel 6 Port Duplex (12 Fibre) OS2 LC Module	201-602



Excel Category 6_A Unscreened Keystone Jack

The Excel Category 6_A Unscreened Keystone Jack, is a RJ45 Keystone Jack suitable for mounting in a range of housings from patch panels, faceplates and shutters to sub floor boxes, and work area distribution enclosures. The socket itself is housed in a high quality ABS plastic housing, which opens at the rear to reveal the IDC termination points. A choice of patch panel frames with either 16 or 24 port density in both black and chrome are available.

Features

- IDC point at 180° to jack
- Suitable for patch panel and faceplate mounting
- EC verified
- UL 1863 Safety Listed
- UL94V-0 fire retardant plastic
- 25 Year System Warranty Available
- Suitable for 10 Gigabit, 10GBase-T, Ethernet applications



Description	Part Number
Category 6 _A Unscreened Jack White	100-156
Category 6 _A Unscreened Jack Black	100-156-BK
Compatible Patch Panel Frames	
Unloaded 16 port Black Patch Panel Frame - Plastic Fascia	100-025
Unloaded 24 port Black Patch Panel Frame - Plastic Fascia	100-026
Unloaded 24 port Keystone V Patch Panel Frame - Black	100-040
Unloaded 24 port Keystone Jack Modular Patch Panel - 0.5U	100-041
Unloaded 16 port Chrome Patch Panel Frame	100-027
Unloaded 24 port Chrome Patch Panel Frame	100-028



EC verified. This product has been tested by the Delta EC Cabling Group and complies with the following standards - ISO/IEC 11801 2nd edition:2002, ISO/IEC 11801 amendment 2:2010, EN 50173:2007, ANSI/TIA-568-C.2 and IEC 60603-7-41. For copies of test certification please contact your local Excel distributor, or visit www.excel-networking.com or www.delta.dk.

**FACEPLATES
& SHUTTERS**
excel

Turn to page 92 for details

Excel Category 6_A Low Profile Screened Keystone Jack - Toolless



The Excel Category 6_A Low Profile Screened Keystone Jack, is a reduced size toolless termination RJ45 socket. The reduced size allows for multiple cable entry directions to be accommodated when this jack is mounted in a standard depth back box. This permits many mounting options including flush shutters at the outlet as well as more common angled shutter used with keystone jacks. A choice of compatible Patch Panel frames with either 16 or 24 port density in both black and chrome are available for this Low Profile Jack. The socket itself is housed in a high quality zinc die cast housing, which opens at the rear in a butterfly manner to reveal the IDC termination points. Once the pairs are arranged in the cable management cap and trimmed it is a simple case of closing the 'butterfly' together to complete the termination.

Features

- High quality die cast housing
- Low profile design - just 28mm overall depth
- 360° Shielding protects against alien crosstalk
- Toolless termination design
- Supports 10 Gigabit Ethernet application
- 25 Year System Warranty Available
- 3rd Party ISO11081 2nd Edition verification
- Delta 3rd Party Verification includes POE Plus – Testing of mating and un-mating this connector with plus under electrical load

Description	Part Number
Category 6 _A Low Profile Screened Toolless Jack - Chrome	100-181
Compatible Patch Panel Frames	
Unloaded 16 port Black Patch Panel Frame - Plastic Fascia	100-025
Unloaded 24 port Black Patch Panel Frame - Plastic Fascia	100-026
Unloaded 16 port Chrome Patch Panel Frame	100-027
Unloaded 24 port Chrome Patch Panel Frame	100-028
Unloaded 24 port Keystone V Patch Panel Frame - Black	100-040
Unloaded 24 port Keystone Jack Modular Patch Panel - 0.5U	100-041

EC verified. This product has been tested by the Delta EC Cabling Group and complies with the following standards - ISO/IEC 11801 2nd edition:2002, FDAM ISO/IEC 11801 amendment 2:2009, EN 50173:2007, ANSI/TIA-568-C.2, Cat. 6_A and Draft IEC 60603-7-51 (screened). For copies of test certification please contact your local Excel distributor, or visit www.excel-networking.com or www.delta.dk.

**FACEPLATES
& SHUTTERS**
excel

Turn to page 92 for details



Excel Category 6_A Screened Keystone Jack - Toolless

The Excel Category 6_A Screened Keystone Jack, is a toolless termination RJ45 socket suitable for mounting in range of housings from patch panels, faceplates and shutters to sub floor boxes, and work area distribution enclosures. The socket itself is housed in a high quality zinc die cast housing, which opens at the rear in a butterfly manner to reveal the IDC termination points. Once the conductors of the cable to be terminated are fed into a management cap the process is completed by snapping the 'butterfly wings' together with minimal, but firm pressure. A choice of Patch Panel frames with either 16 or 24 port density in both black and chrome are available.

The Excel Category 6_A keystone jack is designed and manufactured to comply with the channel requirements of Augmented Category 6/Class EA specifications as defined in ISO 11801 2nd edition amend 1.1, and ANSI/TIA-568-C.1 standards. A range of performance characteristics are tested up to 500Mhz including return loss, attenuation, and near end cross talk (NEXT) and far end cross talk (FEXT). Both worst case and power sum test methods are applied. The product design incorporates staggered 50 micron plated contact pins within the jack to ensure optimum performance levels are achieved, the die cast housing around the terminated pairs ensures Alien Crosstalk is minimised. Support of emerging applications such as 10 Gigabit Ethernet is guaranteed over channel distances of up to 100 metres. The keystone jack is fully interoperable and backward compatible with Category 5e and Category 6 products.

Electrical performance meets or exceeds channel requirements as defined in the latest Category 6_A specification documents, ISO/IEC 11801: 2002 Class EA amendment, and TIA-568-B.2-10, when installed with Excel Category 6_A cable.

Features

- High quality die cast housing
- Toolless termination design
- Suitable for patch panel and faceplate mounting
- Suitable for 10 Gigabit Ethernet application
- Suitable for installation in 37mm deep back box with bevelled faceplate
- 25 Year System Warranty Available
- 360° Shielding protects against alien crosstalk
- Delta 3rd party verification includes PoE Plus - Testing of mating and un-mating this connector with plus under electrical load



Description	Part Number
Category 6 _A Screened Keystone Jack, Butterfly Style, Toolless	100-180
Compatible Panels	
Unloaded 16 Port Black Patch Panel Frame - Plastic Fascia	100-025
Unloaded 24 Port Black Patch Panel Frame - Plastic Fascia	100-026
Unloaded 16 Port Chrome Patch Panel Frame	100-027
Unloaded 24 Port Chrome Patch Panel Frame	100-028



Excel Category 6_A Low Profile Unscreened Keystone Jack - Toolless



The Excel Category 6_A Low Profile Unscreened Keystone Jack, is a reduced size toolless termination RJ45 socket. The reduced size allows for multiple cable entry directions to be accommodated when this jack is mounted in a standard depth back box. This permits many mounting options including flush shutters at the outlet as well as more common angled shutter used with keystone jacks. A choice of compatible Patch Panel frames with either 16 or 24 port density in both black and chrome are available for this Low Profile Jack. The socket is manufactured from high quality polymer with a die cast metallic "butterfly" style rear closing. Once the pairs are arranged in the cable management cap and trimmed it is a simple case of closing the 'butterfly' together to complete the termination.

Features

- 25 Year System Warranty Available
- Low Profile - 28mm overall depth
- Supports 10 Gigabit Ethernet
- Toolless termination design
- 3rd Party ISO11081 2nd Edition verification



Description	Part Number
Category 6 _A Low Profile Unscreened Toolless Keystone Jack - White	100-182-WT
Category 6 _A Low Profile Unscreened Toolless Keystone Jack - Black	100-182-BK
Compatible Panels	
Unloaded 16 Port Black Patch Panel Frame - Plastic Fascia	100-025
Unloaded 24 Port Black Patch Panel Frame - Plastic Fascia	100-026
Unloaded 16 Port Chrome Patch Panel Frame	100-027
Unloaded 24 Port Chrome Patch Panel Frame	100-028

EC verified. This product has been tested by DELTA EC Cabling Group and complies with the electrical requirements of the above specified standards and "Terms and conditions for the EC VERIFIED programme for Generic and Coaxial Cabling", DQP231006. The testing included measurement of NEXT with a compliant test plug and calculation of all the 14 test cases in both measurement directions. For copies of test certification please contact your local Excel distributor, or visit www.excel-networking.com or www.delta.dk.

Excel Category 6_A Screened Angled Keystone Jack – Toolless

The Excel Category 6_A screened angled Keystone Jack, is a toolless termination RJ45 socket suitable for mounting in patch panels. The angled design of the socket face makes this product ideal for high density frames. Traditional horizontal patch cable management bars can be removed or reduced in number as the leads follow a natural route to the left or right of the panel and the cabinets vertical management. To the rear of the socket the design is exactly the same as the excel keystone range, enabling standard termination and cable dressing practices to be followed. The socket itself is housed in a high quality zinc die cast housing, which opens at the rear in a butterfly manner to reveal the IDC termination points. Once the conductors of the cable to be terminated are fed into a management cap the process is completed by snapping the 'butterfly wings' together with minimal, but firm pressure. Patch Panel frames with 24 port density in both black and chrome are available.



Features

- High quality die cast housing
- Toolless termination design
- Suitable for patch panel mounting
- Suitable for 10 Gigabit Ethernet application
- Ideal for high density cabling installations
- 25 Year System Warranty Available
- 360° Shielding protects against alien crosstalk
- Angled design assists patch cable management
- Delta 3rd Party Verification includes PoE Plus - Testing of mating and un-mating this connector with plus under electrical load



Description	Part Number
Category 6 _A Screened Butterfly Style Toolless Angled Jack - Chrome	100-185
Compatible Patch Panel Frames	
Unloaded 24 Port Chrome Angled Keystone Frame	100-024
Unloaded 24 Port Black Angled Keystone Frame	100-023

EC verified. This product has been tested by the Delta EC Cabling Group and complies with the following standards - ISO/IEC 11801 2nd edition:2002, ISO/IEC 11801 amendment 2:2010, EN 50173:2007, ANSI/TIA-568-C.2 and IEC 60603-7-51 (screened). For copies of test certification please contact your local Excel distributor, or visit www.excel-networking.com or www.delta.dk.

Excel Category 6_A (FTP) Field Termination RJ45 Plug



The Excel Screened Field Termination RJ45 Plug offers easy, toolless termination and complies fully with ISO/IEC 11801, Category 6_A and ANSI/TIA-568-C.2 standards. It offers a fully shielded die-cast zinc alloy, nickel plated body and gold plated phosphor bronze contact pins. Suitable for cable diameters between 6 and 8mm, strain relief is provided by the compression nut on the back of the connector. IDC termination accepts wire gauges from 23 to 26AWG.

Features

- Fully screened Category 6_A
- Die-cast zinc alloy construction
- Toolless - easy termination
- Supports 10 Gigabit Ethernet
- Independently verified
- Can be re-terminated numerous times



Description	Part Number
Excel Category 6 _A FTP Field Termination RJ45 Plug	100-140

Excel Category 6_A (FTP) Keystone Through Couplers



The Excel range of Category 6_A 'Through Couplers' provide RJ45 in/out connections, allowing channels to be extended where required. With its standard keystone Jack profile they fit all Keystone panels and outlets.

Features

- Standard Keystone fitting
- Category 6_A FTP
- 90 or 180 degree configuration
- Standard RJ45 connection both ends
- Suitable for both screened and unscreened systems
- Maintains channel performance



Description	Part Number
Excel Category 6 _A FTP 180 Degree Keystone Through Coupler	100-107
Excel Category 6 _A FTP 90 Degree Keystone Through Coupler	100-109



Excel 6 Port Category 6_A Screened Module

Excel 6 Port Screened Category 6_A Modules offer a flexible and quick way to terminate and install structured cabling. Manufactured from die cast metal the modules use IDC punch downs for the termination of the copper cables. The incoming cables are secured in place with clamps that bond the screen to the module. The design of the module ensures that screening is provided between ports. After termination the module is simply fitted to one of the compatible Excel Mixed Use Patch Panels permitting different categories of Fibre and Copper to be presented on the same panel. The modules are easily fitted and removed from the rear of the patch panel by activating release latches. The Excel Screened Category 6_A Module has been independently verified by Delta confirming component level performance of the product.



Features

- 6 Port Screened Module
- Cables entering module are individually secured
- 4 & 8 Module Patch Panel Frames
- Delta Third Party Verified - Component Level
- Compatible with Excel Mixed Use Panel
- 25 Year System Warranty Available



Description	Part Number
6 Port Category 6 _A Screened Module	100-237
Compatible Patch Panel Frames	
Mixed Use Panel - 4 Module - Empty	100-230
Mixed Use Panel - 8 Module - Empty	100-231

Excel Category 6 Unscreened Twisted Pair (U/UTP) Cable - LSOH




Excel Category 6 U/UTP cable is designed for optimal support of High-Speed data protocols delivering 1 Gbps performance to the workstation. Designed to be quick and easy to install the cable requires no specialist installation tools and is supplied in reelex packaging for fast, snag free installation. To reduce wastage the cable sheath is numbered from 305 metre to 1 metre, allowing quick and easy calculation of the cable remaining in the box. The inclusion of a polyethylene cross filler ensures optimum cross talk performance.

Features

- 305 to 0 metre marking helps to reduce waste
- 305 metre reelex packaging or 500m drum
- 23AWG conductor
- LSOH outer sheath
- 6.2mm outside diameter
- EC Verified
- 25 Year System Warranty Available

Description	Part Number
Category 6 LSOH Cable Violet	100-071
Category 6 LSOH Cable Violet - 500m drum	100-071-500m
Category 6 LSOH Cable White	100-074
Category 6 LSOH Cable Orange	100-075

Excel Category 6 Unscreened Twisted Pair (U/UTP) Cable - PVC



Excel Category 6 U/UTP cable is designed for optimal support of High-Speed data protocols delivering 1 Gbps performance to the workstation. Designed to be quick and easy to install the cable requires no specialist installation tools and is supplied in reelex packaging for fast, snag free installation. To reduce wastage each cable is numbered from 305 metre to 1 metre, allowing quick and easy calculation of the cable remaining in the box. The inclusion of a polyethylene cross filler ensures optimum cross talk performance.

Features

- 305 to 0 metre marking helps to reduce waste
- 305 metre reelex packaging
- 23AWG conductor
- EC Delta Verified
- 25 Year System Warranty Available

Description	Part Number
Category 6 U/UTP Cable Grey PVC, 305 Metre Fast Feed Box	100-070

EC verified. This product has been tested by the Delta EC Cabling Group and complies with the following standards - ISO/IEC 11801:2002 2nd edition, IEC 61156-5:2002, en50173-1:2007 and ANSI/EIA/TIA-568-b.2-1. For copies of test certification please contact your local Excel distributor, or visit www.excel-networking.com or www.delta.dk.



Excel Category 6 Unscreened U/UTP 24AWG Cable

Excel Category 6 U/UTP cables are manufactured and tested to the TIA/EIA 568-B.2-1, EN50173-1 and ISO/ IEC 11801 Category 6 specifications. Each cable consists of 8 colour coded 24AWG polyethylene insulated conductors. These are twisted together to form 4 pairs with varying lay lengths. These pairs are then formed around a central 'X' shaped polyethylene filler. This filler assists in maintaining and enhancing the cables performance. The printing detail along the outer sheath includes the cable part code, specification detail and our 305 to 0 metre marking system. As the cable is dispensed from the box the sequential marking counts down from 305 to 0 metres, as well as reducing waste and accounting easily for cables installed, this innovative print legend finally removes the guesswork from assessing the amount of cable remaining in partly used boxes.

Features

- TIA-568-C.2-2009
- EN50173-1
- ISO/IEC 11801 EC Verified Category 6 compliant
- Choice of PVC or LSOH Outer Sheath
- Central X Filler
- 6.0mm (100-069) and 5.4mm (100-080) Overall Outside Diameter
- 24AWG conductor
- Fast Feed Reelex Packaging
- 25 Year System Warranty Available



Description	Part Number
Category 6 Unscreened U/UTP 24AWG PVC Cable - Grey	100-069
Category 6 Unscreened U/UTP 24AWG LSOH Cable - Violet	100-080

Excel Dual Category 6 Unscreened Twisted Pair (U/UTP) Cable



Excel Category 6 U/UTP cable is designed for optimal support of High-Speed data protocols delivering 1 Gbps performance to the workstation. Designed to be quick and easy to install the cable requires no specialist installation tools and is supplied in reelex packaging for fast, snag free installation. To reduce wastage each cable is numbered from 500 metre to 1 metre, allowing quick and easy calculation of the cable remaining in the box. The inclusion of a polyethylene cross filler ensures optimum cross talk performance.

Features

- 500 to 0 metre marking helps to reduce waste
- 500 metre reelex packaging
- 23AWG conductor
- 25 Year System Warranty Available

Description	Part Number
Dual Category 6 LSOH Cable White - 500m	100-103

Excel Category 6 Unscreened Twisted Pair (U/UTP) - External Grade (PE)



Excel Category 6 U/UTP cable is designed for optimal support of high-speed data protocols delivery 1Gbps performance to the workstation. The cable comes with a black polyethylene outer sheath, for outdoor use. Designed to be quick and easy to install the cable requires no specialist installation tools and is supplied in reelex packaging for fast, snag free installation. To reduce wastage the cable sheath is numbered from 305 metre to 1 metre, allowing quick and easy calculation of the cable remaining in the box.

Features

- 305 to 0 metre marking helps reduce waste
- 305 metre reelex packaging
- 25 Year System Warranty Available

Description	Part Number
Category 6 External Grade Cable Black	100-100



Excel Category 6 Screened Twisted Pair (F/UTP) Cable

Excel Category 6 F/UTP cable is designed to provide high bandwidth for LAN and Data Centre applications. Made with a flexible Low Smoke Zero Halogen sheath, the Excel Category 6 F/UTP has a 100% aluminium foil shield to minimise interference and reduce background noise.



Features

- Enhanced performance
- 25 Year System Warranty Available
- Performance matched to Excel Category 6 connecting hardware

Description	Part Number
Category 6 LSOH Cable Violet - 305m	100-076
Category 6 LSOH Cable Light Green - 305m	100-076-305M-GN
Category 6 LSOH Cable Light Green - 500m	100-076/LTGN-500



Please check with your local Excel Sales Office or distributor for in country product availability

Excel Dual Category 6 Screened Twisted Pair (F/UTP) Cable

Excel Category 6 F/UTP cable is designed to provide high bandwidth for LAN and Data Centre applications. Made with a flexible Low Smoke Zero Halogen sheath, the Excel Category 6 F/UTP has a 100% aluminium foil shield to minimise interference and reduce background noise.



Two of these 4 pair units are then extruded together to form a dual 'figure of 8' finished cable. A small web of LSOH compound joins the two 4 pair units together and provides a quick and easy method of separating the cables for termination.

Features

- Category 6 compliant
- 23AWG conductor
- LSOH outer sheath
- Overall foil tape screen
- Central 'X' filler
- '500-0' metre marked
- 2 x 4 pair dual construction
- 25 Year System Warranty Available



Description	Part Number
Dual Category 6 Cable LSOH, 500 metre drum	100-077/LTGN



Excel Category 6 Unscreened Twisted Pair (U/UTP) – Patch Leads Booted – LSOH

Excel Category 6 stranded conductor 4 pair U/UTP booted patch leads are manufactured from enhanced performance patch cable and RJ45 connectors. Available in a choice of colours.



Length (M)	Grey	Red	Blue	Black
0.3	100-403	100-403-RD	100-403-BU	100-403-BK
0.5	100-395	-	-	-
1	100-310	100-315	100-325	100-350
1.5	100-550	100-551	100-552	100-553
2	100-311	100-316	100-326	100-360
3	100-312	100-317	100-327	100-371
4	100-357	100-358	100-364	-
5	100-314	100-319	100-329	100-373
6	100-318	100-323	100-334	-
7	100-414	100-422	-	100-400
8	100-352	-	100-355	-
10	100-335	100-338	100-344	100-401
15	100-336	100-339	100-345	-
20	100-337	100-340	100-346	-



Length (M)	Green	Yellow	White	Violet
0.3	100-403-GN	100-403-YW	100-403-WT	100-403-VT
0.5	-	-	100-415	-
1	100-320	100-330	100-416	100-387
1.5	100-554	100-555	100-556	100-557
2	100-321	100-331	100-417	100-388
3	100-322	100-332	100-418	100-389
4	100-359	100-365	-	-
5	100-324	100-333	100-419	100-392
6	100-328	100-351	-	-
7	100-424	100-425	100-420	-
8	100-354	100-356	-	-
10	100-341	100-347	100-421	100-390
15	100-342	100-348	-	100-393
20	100-343	100-349	-	100-391




Features

- LSOH outer sheath
- Performance matched to Excel Category 6 connecting hardware
- Choice of colours
- Blade style 'slimline' moulded strain relief boot with clip protector
- 25 Year System Warranty Available



Length (M)	Orange	Pink
0.3	100-403-OR	100-403-PK
0.5	-	-
1	100-426	100-559
1.5	100-558	-
2	100-427	100-560
3	100-428	100-561
4	-	-
5	100-429	100-562
6	100-404	-
7	100-402	-
8	100-499	-
10	100-412	100-563
15	100-431	-
20	100-413	-



ETL - This product range has been tested by ETL and found to comply with ANSI/TIA-568-B.2-1 Category 6, June 2002. For copies of test certification please contact your local Excel distributor, or visit www.excel-networking.com.

Excel Category 6 Unscreened Twisted Pair (U/UTP) – Solid Patch Leads Booted – LSOH



Excel Category 6 solid conductor 4 pair U/UTP booted patch leads are manufactured for use as harness or equipment link cables. Solid cables provide better performance over the longer lengths that this type of application often requires, whilst solid conductors are easier and more suited to IDC termination at the distribution end of the equipment link.

Available in two lengths, the items can be cut in to shorter single ended cables as required.

Features

- Manufactured from Excel independently verified part no. 100-071
- Ideal for equipment and harness links
- LSOH outer sheath
- Blade style 'slimline' moulded strain relief boot with clip protector
- 25 Year System Warranty Available

Description	Part Number
Category 6 Solid 10m Patch Lead LSOH - Violet	100-367
Category 6 Solid 15m Patch Lead LSOH - Violet	100-368
Category 6 Solid 20m Patch Lead LSOH - Violet	100-369
Category 6 Solid 30m Patch Lead LSOH - Violet	100-370



Excel Category 6 Lockable U/UTP LSOH – Patch Leads Booted

Excel Category 6 U/UTP Lockable patch leads are manufactured and tested to ISO 11801, EN 50173 & TIA/EIA 568 requirements for patch cord assemblies and provide optimum performance levels for structured cabling installations. Excel Category 6 U/UTP Lockable patch leads provide added security, preventing unwanted disconnection on secure or sensitive circuits. Disconnection can only be achieved by using the key which is supplied separately to the Patch Leads.



Features

- Secure - Prevents Unwanted Disconnection
- Keys Sold Separately
- Category 6 Compliant
- Backward Compatible
- Independently verified
- T568B wiring
- LSOH outer sheath
- Individually bagged
- 25 Year System Warranty Available



Description	Part Number
Excel Category 6 U/UTP LSOH 0.5m Lockable Booted Patch Lead – Grey	101-100
Excel Category 6 U/UTP LSOH 1m Lockable Booted Patch Lead – Grey	101-102
Excel Category 6 U/UTP LSOH 2m Lockable Booted Patch Lead – Grey	101-104
Excel Category 6 U/UTP LSOH 3m Lockable Booted Patch Lead – Grey	101-106
Excel Category 6 U/UTP LSOH 5m Lockable Booted Patch Lead – Grey	101-108
Excel key for lockable Patch Leads (Pair)	101-LCKEY

Excel Category 6 High Density U/UTP LSOH – Patch Leads Booted



NEW
excel

Excel Category 6 U/UTP High Density patch leads are manufactured and tested to ISO 11801, EN 50173 & TIA/EIA 568 requirements for patch cord assemblies and provide optimum performance levels for structured cabling installations. Plugging and unplugging is achieved through the unique push-pull design of the RJ45 connector and the use of a special tool (available separately) which extends the grip and removes the necessity to release the connector with the fingers.

Features

- Suitable for High Density Switches and Panels
- Release Tools Sold Separately
- Category 6 Compliant
- Backward Compatible
- Independently verified
- Choice of Colours
- T568B wiring
- Blade style 'slimline' moulded strain relief boot with clip protector
- LSOH outer sheath
- Individually bagged
- 25 Year System Warranty Available

Description	Part Number
Excel Category 6 U/UTP LSOH 0.5m High Density Booted Patch Lead – Grey	102-100
Excel Category 6 U/UTP LSOH 1m High Density Booted Patch Lead – Grey	102-102
Excel Category 6 U/UTP LSOH 2m High Density Booted Patch Lead – Grey	102-104
Excel Category 6 U/UTP LSOH 3m High Density Booted Patch Lead – Grey	102-106
Excel Category 6 U/UTP LSOH 5m High Density Booted Patch Lead – Grey	102-108
Excel Release Tool for High Density Patch Leads (Pair)	102-HDTOOL



Excel Category 6 U/UTP Mini Patch Leads - LSOH

Excel Category 6 U/UTP mini patch leads are manufactured from 28AWG stranded conductors and tested to ISO & EN requirements for patch cord assemblies. Using these Excel patch cords will ensure the installed cabling system is compliant with the TIA/EIA, ISO & EN channel specification requirements and will provide optimum performance levels of your Excel Category 6 cabling.

A choice of lengths and colours are available, colour coded slimline moulded boots are standard and each cable is supplied individually bagged. Each cable has a low smoke zero halogen outer sheath as standard and the small 3.8mm outside diameter makes them ideal for the data centre and high density environments.



Features

- Suitable for High Density Switches and Panels
- 3.8mm outside diameter
- Blade style 'slimline' moulded strain relief boot with clip protector
- LSOH Outer Sheath
- 25 Year System Warranty Available



Length (M)	Grey	White	Blue	Yellow
0.5	100-504	100-513	100-518	100-527
1	100-505	100-514	100-523	100-528
2	100-506	100-515	100-524	100-533
3	100-507	100-516	100-525	100-534
5	100-508	100-517	100-526	100-535

Excel Category 6 Screened Twisted Pair (F/UTP) – Patch Leads Booted



Excel Category 6 Stranded Conductor 4 Pair F/UTP booted patch leads are manufactured from enhanced performance patch cable and RJ45 connectors. Both the outer sheath and boots are LSOH as standard.

Features

- LSOH outer sheath
- Performance matched to Excel Category 6 connecting hardware
- Available in a choice of colours
- Individually bagged
- Blade style 'slimline' moulded strain relief boot with clip protector
- 25 Year System Warranty Available



Length (M)	Grey	Red	Green	Blue	Yellow
0.5	100-456	-	-	-	-
1	100-435	100-438	100-441	100-444	100-447
2	100-457	-	-	-	-
3	100-436	100-439	100-442	100-445	100-448
5	100-437	100-440	100-443	100-446	100-449
7	100-458	-	-	-	-
10	100-459	-	-	-	-

NB. Coloured patch leads are subject to lead times. Please contact the Sales Office for further details.



Excel Category 6 Unscreened RJ45 Patch Panels

This range of panels have been designed to meet or exceed the latest ISO and TIA requirements for category 6 compliance. When installed with Excel Category 6 cables and outlets full link and channel compliance can also be achieved.

Product design is based around the established Category 5e range and provide quick and easy termination using LSA compatible tooling. Ample cable tie positions are provided per block of 8 outlets, to ensure a neat method for cable management.

Features

- Choice of port density
- 25 Year System Warranty Available
- Cage nuts and 1-96 label kit included
- Integral rear cable management



Description	Part Number
Category 6 24 Port 1U Black Patch Panel	100-304
Category 6 48 Port 2U Black Patch Panel	100-306

Excel Category 6 Unscreened RJ45 Right Angle Patch Panel

Available in 24 or 48 port options the Excel right angled patch panel represents a cost effective category 6 solution with integral rear cable management. Both occupy 1U position and present LSA compatible termination IDCs that are horizontal to the panel facia to allow quick and easy cable installation. The 48 port version uses a double deck design to facilitate two sets of 24 ports to be installed.

Features

- 25 Year System Warranty Available
- 25 Year System Warranty Available
- Cage nuts and 1-96 self adhesive label kit included
- Integral rear cable management



Description	Part Number
Category 6 24 Port 1U Right Angle Black Patch Panel	100-302
Category 6 48 Port 1U Right Angle Black Patch Panel	100-394

Excel Plus – Category 6 Unscreened RJ45 Patch Panels



The Excel Plus high density patch panel combines the proven quality and performance of the existing range with enhanced aesthetics and labelling system. Each panel consists of a number of 8 way blocks of RJ45 sockets, housed in a high quality plastic moulding. To the front of the panel this moulding contains the new easy to use slide label system. Each block of 8 sockets has its own label which can be removed from either side of the covered label field. The label strip itself is protected by a clear, tough plastic insert.

Features

- Enhanced slide label system
- 25 Year System Warranty Available
- Cage nuts and 1-96 label kit included



Description	Part Number
Category 6 24 Port 1U Black Patch Panel	100-372
Category 6 48 Port 2U Black Patch Panel	100-380

Excel Plus – Category 6 Unscreened RJ45 Modular Patch Panel



The Excel Plus Category 6 modular patch panel is designed around 4 high quality housings each containing 6 x RJ45 outlets, which are snapped in to the 19" frame without the need for tooling of any type. Available either pre-loaded for standard installations which may require the built in modularity for future use or as an unloaded frame and compatible 6 way block.



Purchasing in this way allows maximum design flexibility especially for pre-terminated solutions and smaller installs such as retail where a fully loaded 24 port panel may not be necessary.

Features

- Category 6 Compliant
- Totally modular toolless design
- Snap on toolless rear cable management included as standard
- Option to buy unloaded frame and module for increased flexibility
- 25 Year System Warranty Available



Description	Part Number
4 Way Black Modular Patch Panel Frame	100-016
6 Way Modular Block for use in 100-016	100-017



Excel Category 6 Screened RJ45 Patch Panel

The Excel Category 6 Screened has been designed to meet or exceed the latest ISO and TIA requirements for category 6 compliance. When installed with Excel Category 6 Screened cables and outlets full link and channel compliance can also be achieved.



Features

- Supplied with fixing kit, earth kit and 1-96 self adhesive labelling
- Category 6 compliant
- Built in rear cable management
- Right angled panel
- Suitable for LSA compatible tooling.
- 25 Year System Warranty Available

Description	Part Number
Category 6 24 Port 1U Black Patch Panel	100-013



Excel Category 6 Unscreened RJ45 Module

This range of outlets have been designed to meet or exceed the latest ISO and TIA requirements for category 6 compliance. When installed with Excel Category 6 cables and patch panels full link and channel compliance can also be achieved. These outlets also provide backward compatibility with the Category 5 and 5e systems.

Product design is based around the established Category 5e module and provide quick and easy termination using LSA compatible tooling. Port identification can be completed by use of either the integral slide label or simple application of an adhesive icon.

Features

- Built in slide label system
- Fits 27mm back box when used with bevelled faceplate
- Cut out dimensions 44.96 x 25.00mm
- 25 Year System Warranty Available



Description	Part Number
Category 6 RJ45 White Module	100-300
Category 6 RJ45 Black Module	100-298

Excel Category 6 Unscreened RJ45 Module – Low Profile



This range of outlets has been designed to meet or exceed the latest ISO and TIA requirements for category six compliance. When installed with excel category 6 cables and patch panels full link and channel compliance can also be achieved. These outlets also provide backward compatibility with category 5 and 5e systems. Product design is based around the established category 5e modules and provides quick and easy termination using LSA compatible tooling. Port identification can be completed by use of the integral slide label or simple application of an adhesive icon.

Features

- Category 6 compliant
- Overall dimensions 50 x 25mm
- Fits 27mm back box when used with bevelled faceplate
- Overall depth 21mm
- Built in slide label system
- Choice of colours
- 25 Year System Warranty Available



Description	Part Number
Category 6 RJ45 White Low Profile Module	100-366
Category 6 RJ45 Black Low Profile Module	100-366-BK

Excel Category 6 Unscreened RJ45 Plastic Faceplates – Loaded

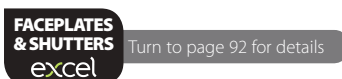


Excel Pre Loaded Single Gang Faceplates consist of either one or two of part numbers 100-300 and Excel bevelled faceplate, with blanks where appropriate. Supplied in a sealed bag these plates save time and money by reducing on site installation and assembly time.

Features

- Category 6 Compliant
- Fits 27mm back box when used with bevelled faceplate
- Built in slide label system
- 25 Year System Warranty Available

Description	Part Number
Category 6 1 x RJ45 White Module c/w Bevelled Plate and Blanks	100-434
Category 6 2 x RJ45 White Modules c/w Bevelled Plate	100-433





Excel Office Category 6 Unscreened RJ45 Module - Low Profile

The Office Excel Category 6 Unscreened RJ45 low profile module has been designed to be used in conjunction with the Office Hardware Mounting Range. The outlet exceeds the latest ISO and TIA requirements for category 6 compliance and when installed with excel category 6 cables and patch panels a full link and channel compliance can also be achieved. These outlets also provide backward compatibility with category 5 and 5e systems. The product provides quick and easy termination using LSA compatible tooling. Port identification can be completed by use of the integral slide label or simple application of an adhesive icon.



Features

- Category 6 compliant
- Overall depth 21mm
- Colour matches the Office Mounting Hardware Range
- Built in slide label system
- Overall dimensions 50 x 25mm
- 25 Year System Warranty Available
- Fits 27mm back box when used with bevelled faceplate



Description	Part Number
Excel Office Category 6 Unscreened Module – Low Profile	100-276

Excel Category 6 Unscreened RJ45 Module - 6c Low Profile

Excel Category 6, low profile 6c unscreened modules are manufactured and tested to the TIA/EIA 568-B.2-1, EN50173-1 and ISO/IEC 11801.2 Category 6 specifications. Each shuttered module is supplied with a slide label field for use of self adhesive or further labelling if required. Termination can be made using LSA compatible tooling. The Excel 6c Low Profile module has been specifically designed to fit the cutouts in metal floor box plates. They are therefore not recommended for use with the 6c faceplates and do not have an exact colour match.



These outlets also provide backward compatibility with the Category 5 and 5e systems.

Features

- Category 6 compliant
- 19,65mm
- 25 Year System Warranty Available
- Ideal for Floor Box
- Power Sum Compliant
- LSA Style Termination Blocks
- Low Profile Design - Overall Depth
- Overall dimensions 37 x 22mm



Description	Part Number
Category 6, 6c White Module, Low Profile	100-297

Excel Category 6 Unscreened RJ45 Module – 6c



Excel Category 6 6c modules are ideal for floor box installations. The compact two piece design allows for a fast and easy installation and results in a low profile finish.


Features

- Overall dimensions 37 x 22mm
- Choice of colours
- Built in slide label system
- 25 Year System Warranty Available

Description	Part Number
Category 6 RJ45 White 6c Module	100-301

FACEPLATES & SHUTTERS
excel Turn to page 92 for details

Excel Category 6 Unscreened RJ45 Module – 3 in 1



The Excel 3 in 1 module offers the ultimate in flexibility, space utilisation and ease of installation. The totally modular design allows the mounting of up to 3 shuttered RJ45 ports in a standard flat or bevelled single gang faceplate, or up to 6 in a double gang fascia.

The unique design means that you only load shuttered outlets as required, any capacity within the plate which is required for a later date is simply blanked off, providing a neat and easy to use completed installation. Individual port labelling is also quick and easy with standard Excel outlet slide in fields incorporated into the design.

Features

- High density design
- Individual snap in modules
- Fit standard Excel faceplates
- LSA compatible IDC
- Individual port slide labelling system
- Module dimensions 16.65 x 50.00mm
- 25 Year System Warranty Available

Description	Part Number
Category 6 Single Shuttered Module	100-430
Full Width Blank (equal to width of module)	100-407
3 in 1 Assembly, 3 modules in a single gang bevelled plate	100-432

HIGH DENSITY
excel More outlets per faceplate

Excel Category 6 Unscreened Keystone Jack Outlets

The Excel Keystone jack outlets provide an alternative to the one piece shuttered module range. Suitable for mounting in a range of faceplates, shutters and a 1U 24 port frame, these jacks are quick and easy to install.

Features

- Category 6 Compliant
- IDC point at 90° to jack
- Choice of colour
- Mounts in either panel frame or shutter
- 25 Year System Warranty Available
- Third Party Verified



Description	Part Number
Category 6 RJ45 White Keystone Jack	100-011
Category 6 RJ45 Black Keystone Jack	100-011-BK
Category 6 RJ45 Red Keystone Jack	100-011-RD
Category 6 RJ45 Green Keystone Jack	100-011-GN
Category 6 RJ45 Blue Keystone Jack	100-011-BU
Compatible Patch Panel Frames	
Unloaded 16 port Black Patch Panel Frame - Plastic Fascia	100-025
Unloaded 24 port Black Patch Panel Frame - Plastic Fascia	100-026
Unloaded 16 port Chrome Patch Panel Frame	100-027
Unloaded 24 port Chrome Patch Panel Frame	100-028
Unloaded 24 port Keystone V Patch Panel Frame - Black	100-040
Unloaded 24 port Keystone Jack Module Patch Panel - 0.5U	100-041



3P - This product range has been tested by 3P and found to comply with 2nd edition ISO/IEC Generic Cabling Standard 11801, CENELEC EN 50173-1:2007, ANSI/TIA/EIA. 568-B. 2-1, IEC 60603-7-4 and IEC 605/2-26-100. For copies of test certification please contact your local Excel distributor, or visit www.excel-networking.com.

FACEPLATES & SHUTTERS
excel Turn to page 92 for details

Please check with your local Excel Sales Office or distributor for in country product availability

Excel Category 6 Low Profile Unscreened Keystone Jack –Toolless



The Excel Category 6 Low Profile Unscreened Keystone Jack, is a reduced size toolless termination RJ45 socket. The reduced size allows for multiple cable entry directions to be accommodated when this jack is mounted in a standard depth back box. This permits many mounting options including flush shutters at the outlet as well as more common angled shutter used with keystone jacks. A choice of compatible Patch Panel frames with either 16 or 24 port density in both black and chrome are available for this Low Profile Jack. The low profile design allows this jack to fit in the Excel 0.5U 24 Port Patch Panel resulting in a maximum port density of 48 per 1U. The socket itself is housed in a high quality fire retardant plastic cast housing, which opens at the rear in a butterfly manner to reveal the IDC termination points. Once the pairs are arranged in the cable management cap and trimmed it is a simple case of closing the ‘butterfly’ together to complete the termination. Third party verification by Delta assures this high performance jack exceeds the requirements of the ISO, EN & TIA component standards.

Features

- Low Profile - 28mm overall depth
- 25 Year System Warranty Available
- Delta 3rd Party Verified
- Toolless termination design
- Supports Gigabit Ethernet



Description	Part Number
Category 6 Unscreened Butterfly Style Toolless Keystone Jack - White, Low Profile	100-215-WT
Category 6 Unscreened Butterfly Style Toolless Keystone Jack - Black, Low Profile	100-215-BK
Compatible Patch Panel Frames	
Unloaded 16 port Black Patch Panel Frame - Plastic Fascia	100-025
Unloaded 24 port Black Patch Panel Frame - Plastic Fascia	100-026
Unloaded 16 port Chrome Patch Panel Frame	100-027
Unloaded 24 port Chrome Patch Panel Frame	100-028
24 port Keystone V Patch Panel Frame, Black	100-040
24 port Keystone Patch Panel Frame, 0.5U	100-041

**FACEPLATES
& SHUTTERS**
excel

Turn to page 92 for details



Excel Category 6 Unscreened Angled Keystone Jack – Toolless

The Excel Category 6 Unscreened angled Keystone Jack, is an independently verified toolless termination RJ45 socket suitable for mounting patch panels. The angled design of the socket face makes this product ideal for high density frames. Traditional horizontal patch cable management bars can be removed or reduced in number as the leads follow a natural route to the left or right of the panel and the cabinet's vertical management. To the rear of the socket the design is exactly the same as the Excel keystone range, enabling standard termination and cable dressing practices to be followed. The socket itself is housed in a high quality ABS plastic housing, which opens at the rear in a butterfly manner to reveal the IDC termination points. Once the conductors of the cable to be terminated are fed into a wire cap the process is completed by snapping the 'butterfly wings' together with minimal, but firm pressure.



Features

- Category 6 compliant
- Forms Angled Cat 6 Patch Panel when used with part number 100-023
- Two piece, easy to use design
- Toolless termination design
- Suitable for patch panel mounting
- 25 Year System Warranty Available
- Ideal for high density cabling installations

Description	Part Number
Category 6 Unscreened Butterfly Style Toolless Angled Jack - Black	100-213
Compatible Patch Panel Frames	
Unloaded 24 Port Black Angled Keystone Frame	100-023
Unloaded 24 Port Chrome Angled Keystone Frame	100-024

Please check with your local Excel Sales Office or distributor for in country product availability

Excel Category 6 Screened Keystone Jack – Toolless



The Excel Category 6 Screened Keystone Jack, is an independently verified toolless termination RJ45 socket suitable for mounting in range of housings from patch panels, faceplates and shutters to sub floor boxes, and work area distribution enclosures. The socket itself is housed in a high quality zinc die cast housing, which opens at the rear in a butterfly manner to reveal the IDC termination points. Once the conductors of the cable to be terminated are fed into a management cap the process is completed by snapping the ‘butterfly wings’ together with minimal, but firm pressure.

Features

- Category 6 compliant
- High quality die cast housing
- Toolless termination design
- Suitable for patch panel and faceplate mounting
- 25 Year System Warranty Available
- Suitable for installation in 37mm deep back box with bevelled faceplate
- 360° Shielding protects against alien crosstalk
- EC Verified

Description	Part Number
Category 6 Screened Butterfly Style Toolless Keystone Jack	100-210
Compatible Patch Panel Frames	
Unloaded 16 port Black Patch Panel Frame - Plastic Fascia	100-025
Unloaded 24 port Black Patch Panel Frame - Plastic Fascia	100-026
Unloaded 16 port Chrome Patch Panel Frame	100-027
Unloaded 24 port Chrome Patch Panel Frame	100-028



EC verified. This product has been tested by the Delta EC Cabling Group and complies with the following standards ISO/IEC 11801 2nd edition:2002, ISO/IEC 11801 amendment 2:2010 50173:2007, ANSI/TIA-568-C.2 and IEC 60603-7-5. For copies of test certification please contact your local Excel distributor, or visit www.excel-networking.com or www.delta.dk.

Excel Category 6 FTP Keystone Through Couplers



The Excel range of Category 6 ‘Through Couplers’ provide RJ45 in/out connections, allowing channels to be extended where required. With its standard keystone Jack profile they fit all Keystone panels and outlets.

Features

- Standard Keystone fitting
- Category 6 FTP
- 90 or 180 degree configuration
- Suitable for both screened and unscreened systems
- Standard RJ45 connection both ends
- Maintains channel performance



Description	Part Number
Excel Category 6 FTP 180 Degree Keystone Through Coupler	100-106
Excel Category 6 FTP 90 Degree Keystone Through Coupler	100-108

Excel Category 6 FTP IEC Junction Box

IDC junction boxes are suitable for Category 6 and Category 5e cable joints, repairs and extensions. They are fully screened and include an IDC connection for the drain wire. The housing is metal plated to provide further screening.

Features

- Ideal for use where repairs or extensions are required
- Suitable for CAT6 & CAT5e
- Suitable for screened and unscreened cables
- Can be used as through coupler
- Drain wire IDC connection
- Metal plated



Description	Part Number
Excel Category 6 FTP IEC Junction Box	100-110

Excel 6 Port Category 6 Unscreened Module

The Excel 6 Port Unscreened Category 6 Modules offer a flexible and quick way to terminate and install structured cabling. Manufactured from high impact flame retardant plastic the modules use IDC punch downs for the termination of the copper cables. The incoming cables are secured in place with cable ties resulting in a fully covered termination. After termination the module is simply fitted to one of the compatible Excel Mixed Use Patch Panels permitting different categories of Fibre and Copper to be presented on the same panel. The modules are easily fitted and removed from the rear of the patch panel by activating release latches. The Excel Unscreened Category 6 Module has been independently verified by Delta confirming component level performance of the product.



Features

- 6 Port Unscreened Module
- Cables entering module are individually secured
- 4 & 8 Module Patch Panel Frames
- Toolless assembly and patch panel fitting
- Delta Third Party Verified - Component Level
- Compatible with Excel Mixed Use Panel
- 25 Year System Warranty Available

Description	Part Number
6 Port Category 6 Unscreened Module	100-235
Compatible Patch Panel Frames	
Mixed Use Panel - 4 Module - Empty	100-230
Mixed Use Panel - 8 Module - Empty	100-231



Excel 6 Port Category 6 Screened Module



Excel 6 Port Screened Category 6 Modules offer a flexible and quick way to terminate and install structured cabling. Manufactured from die cast metal the modules use IDC punch downs for the termination of the copper cables. The incoming cables are secured in place with clamps that bonds the screen to the module. The design of the module ensures that screening is provided between ports. After termination the module is simply fitted to one of the compatible Excel Mixed Use Patch Panels permitting different categories of Fibre and Copper to be presented on the same panel. The modules are easily fitted and removed from the rear of the patch panel by activating release latches. The Excel Screened Category 6 Module has been independently verified by Delta confirming component level performance of the product.

Features

- 6 Port Screened Module
- Cables entering module are individually secured
- 4 & 8 Module Patch Panel Frames
- Delta Third Party Verified - Component Level
- Compatible with Excel Mixed Use Panel
- 25 Year System Warranty Available



Description	Part Number
6 Port Category 6 Screened Module	100-236
Compatible Patch Panel Frames	
Mixed Use Panel - 4 Module - Empty	100-230
Mixed Use Panel - 8 Module - Empty	100-231

Please check with your local Excel Sales Office or distributor for in country product availability



Excel Plus – Category 6 Surface Mount Boxes

The Excel Plus surface mount boxes can be used in a wide variety of applications and provide a quick and easy method of installing up to 6 outlets to work areas. These shuttered units can be installed in desk clusters, beneath retail counters, under floors, or wall mounted, they are also ideal for temporary or emergency installations.




Features

- Provides convenient workstation outlets for Gigabit ethernet applications.
- Available in a choice of port density.
- Shuttered outlets as standard.
- Built in labelling field
- Supplied with cable ties and fixing kit
- 25 Year System Warranty Available

Description	Part Number
Excel Plus 1 Port Cat6 Surface Mount Box white	100-006
Excel Plus 2 Port Cat6 Surface Mount Box white	100-007
Excel Plus 4 Port Cat6 Surface Mount Box white	100-008
Excel Plus 6 Port Cat6 Surface Mount Box white	100-009

Excel Category 5e Unscreened Twisted Pair U/UTP Cable

Excel solid conductor Category 5e is a 4 pair U/UTP cable which conforms to the enhanced performance Category 5 specification. Two 305mtr boxes are supplied in a strong outer carton, clearly marked for on site identification. The outer carton provides protection for both the cable and inner packaging, and allows for easy storage, stacking and movement of goods. When installing simply remove the perforated letter carton strip from the box front and pull two cables as normal from the box. Where necessary the outer carton can be discarded and the inner - standard 305mtr reel boxes - utilised.




Features

- Category 5e Compliant
- Power Sum Compliant
- Tested for FEXT And Return Loss
- 305 Metre Fast Feed Box
- 305 to 0 metre marking helps to reduce waste
- 25 Year System Warranty Available



Description	Part Number
Category 5e Cable Grey	100-065
Category 5e Cable Grey - 500Mtr	100-059

Excel Category 5e Unscreened Twisted Pair (U/UTP) Cable – LSOH



Excel solid conductor 4 pair U/UTP cable with a low smoke zero halogen outer sheath. Two 305mtr boxes are supplied in a strong outer carton, clearly marked for on site identification. The outer carton provides protection for both the cable and inner packaging, and allows for easy storage, stacking and movement of goods. When installing simply remove the perforated letter carton strip from the box front and pull two cables as normal from the box. Where necessary the outer carton can be discarded and the inner - standard 305mtr reelex boxes - utilised.




Features

- Category 5e Compliant
- Power Sum Next
- Choice of colour
- 305 Metre Fast Feed Box
- 305 to 0 metre marking helps to reduce waste
- 25 Year System Warranty Available

Description	Part Number
Category 5e LSOH Cable Violet	100-066
Category 5e LSOH Cable White	100-060
Category 5e LSOH Cable Red	100-061
Category 5e LSOH Cable Blue	100-062
Category 5e LSOH Cable Green	100-063
Category 5e LSOH Cable Yellow	100-064
Category 5e LSOH Cable Orange	100-057
Category 5e LSOH Dual Cable, 500m, White	100-102

Excel Category 5e Unscreened Twisted Pair (U/UTP) Cable – External Grade



Excel solid conductor 4 pair U/UTP cable with a black polyethylene outer sheath, for outdoor use.

Features

- Category 5e Compliant
- UV Resistant
- Duct Grade
- 305 Metre Fast Feed Box
- 25 Year System Warranty Available



Description	Part Number
Category 5e External Grade Cable Black	100-090



Excel Category 5e Unscreened Twisted Pair (U/UTP) Cable – Patch Cable

Excel stranded conductor 4 pair U/UTP patch cable is highly flexible easy to use and Category 5e compliant, ideal for the manufacture of bespoke cables.

Features

- Category 5e Compliant
- 26 AWG Stranded Conductors
- Choice Of Colours
- 305 Metre Fast Feed Box



Grey

Blue

Green

Black

100-081-305M

100-082-305M

100-083-305M

100-084-305M



Orange

Red

White

Yellow

100-085-305M

100-087-305M

100-089-305M

100-091-305M

Please check with your local Excel Sales Office or distributor for in country product availability

Excel Category 5e Unscreened Twisted Pair (U/UTP) – Patch Leads Booted – LSOH



Excel stranded conductor 4 pair U/UTP booted patch leads are available in various colours with matching strain relief boots.

Features

- Category 5e Compliant
- Choice Of Colours Up To 20 Metre
- T568B Wiring
- Blade style 'slimline' moulded strain relief boot with clip protector
- LSOH outer sheath



Length (M)	Grey	Red	Blue	Black	Green
0.2	BB0.2MPLGE	BB0.2MPLRD	-	-	-
0.3	BB0.3MPLGE	BB0.3MPLRD	BB0.3MPLBU	BB0.3MPLBK	BB0.3MPLGN
0.5	BB0.5MPLGE	BB0.5MPLRD	BB0.5MPLBU	BB0.5MPLBK	BB0.5MPLGN
0.75	BB0.75MPLGE	BB0.75MPLRD	BB0.75MPLBU	BB0.75MPLBK	BB0.75MPLGN
1	BB001MPLGE	BB001MPLRD	BB001MPLBU	BB001MPLBK	BB001MPLGN
1.5	BB015MPLGE	BB015MPLRD	BB015MPLBU	BB015MPLBK	BB015MPLGN
2	BB002MPLGE	BB002MPLRD	BB002MPLBU	BB002MPLBK	BB002MPLGN
3	BB003MPLGE	BB003MPLRD	BB003MPLBU	BB003MPLBK	BB003MPLGN
4	BB004MPLGE	BB004MPLRD	BB004MPLBU	BB004MPLBK	BB004MPLGN
5	BB005MPLGE	BB005MPLRD	BB005MPLBU	BB005MPLBK	BB005MPLGN
6	BB006MPLGE	BB006MPLRD	BB006MPLBU	-	BB006MPLGN
7	BB007MPLGE	BB007MPLRD	BB007MPLBU	BB007MPLBK	BB007MPLGN
8	BB008MPLGE	BB008MPLRD	BB008MPLBU	BB008MPLBK	BB008MPLGN
9	BB009MPLGE	-	BB009MPLBU	-	BB009MPLGN
10	BB010MPLGE	BB010MPLRD	BB010MPLBU	BB010MPLBK	BB010MPLGN
15	BB150MPLGE	BB150MPLRD	BB150MPLBU	BB150MPLBK	BB150MPLGN
20	BB200MPLGE	BB200MPLRD	BB200MPLBU	-	BB200MPLGN
25	BB250MPLGE	-	-	-	-
30	BB300MPLGE	-	-	-	-



More colours opposite



Excel Category 5e Unscreened Twisted Pair (U/UTP) – Patch Leads Booted – LSOH



Length (M)	Yellow	Violet	White	Orange	Pink
0.5	BB0.5MPLYW	BB0.5MPLVT	BB0.5MPLWT	BB0.5MPLOR	-
0.3	BB0.3MPLYW	BB0.3MPLVT	BB0.3MPLWT	BB0.3MPLOR	BB0.3MPLPK
0.75	BB0.75MPLYW	BB0.75MPLVT	BB0.75MPLWT	BB0.75MPLOR	BB0.75MPLPK
1	BB001MPLYW	BB001MPLVT	BB001MPLWT	BB001MPLOR	BB001MPLPK
1.5	BB015MPLYW	BB015MPLVT	BB015MPLWT	BB015MPLOR	-
2	BB002MPLYW	BB002MPLVT	BB002MPLWT	BB002MPLOR	BB002MPLPK
3	BB003MPLYW	BB003MPLVT	BB003MPLWT	BB003MPLOR	BB003MPLPK
4	BB004MPLYW	BB004MPLVT	-	BB004MPLOR	-
5	BB005MPLYW	BB005MPLVT	BB005MPLWT	BB005MPLOR	BB005MPLPK
6	BB006MPLYW	BB006MPLVT	BB006MPLWT	BB006MPLOR	-
7	BB007MPLYW	BB007MPLVT	BB007MPLWT	BB007MPLOR	-
8	BB008MPLYW	-	-	BB008MPLOR	-
10	BB010MPLYW	BB010MPLVT	BB010MPLWT	BB010MPLOR	-
15	BB150MPLYW	BB150MPLVT	BB150MPLWT	-	-
20	BB200MPLYW	-	BB200MPLWT	-	-
25	-	-	BB250MPLWT	-	-
30	-	-	BB300MPLWT	-	-



Please check with your local Excel Sales Office or distributor for in country product availability

Excel Category 5e Unscreened Twisted Pair (U/UTP) – Patch Leads Crossover – LSOH



Excel stranded conductor 4 pair U/UTP booted cables for use when cascading equipment without crossover ports.


Features

- Independently Verified
- Crossover termination
- LSOH Cable Sheath
- Category 5e Compliant
- Choice of Colour
- Blade Style Boot with Clip Protector



Length (M)	Grey	Red	Green	Violet	Yellow	White
1	BB001MPLGE/X	BB001MPLRD/X	BB001MPLGN/X	-	-	-
2	BB002MPLGE/X	BB002MPLRD/X	-	BB002MPLVT/X	BB002MPLYW/X	-
3	BB003MPLGE/X	BB003MPLRD/X	-	BB003MPLVT/X	-	-
5	BB005MPLGE/X	BB005MPLRD/X	-	-	BB005MPLYW/X	BB005MPLWT/X
10	BB010MPLGE/X	-	-	-	-	-

Excel Category 5e Screened Twisted Pair (F/UTP) Cable



Excel Solid Conductor 4 pair F/UTP is a high performance Category 5e compliant cable suitable for installations where high levels of EMI and RFI could be present.

Features

- Category 5e Compliant
- 305 Metre Fast Feed Box
- 100% Aluminium Foil Tape screen
- PVC or LSOH Outer Sheath
- 25 Year System Warranty Available

Description	Part Number
Category 5e Cable Grey	100-216
Category 5e LSOH Cable Violet	100-217



Excel Category 5e Screened Twisted Pair (F/UTP) – Patch Leads Booted

Excel Stranded Conductor 4 pair F/UTP patch leads are available in various colours and are manufactured from UL verified cable.



Features

- Category 5e compliant
- Individually bagged
- Choice of colours in 1, 3 and 5 Metre
- Blade style 'slimline' moulded strain relief boot with clip protector
- 100% aluminium foil tape screen



Length (M)	Grey	Red	Blue	Green	Yellow
0.2	BBS0.2MPLGE	-	-	-	-
0.5	BBS0.5MPLGE	-	-	-	-
1	BBS001MPLGE	BBS001MPLRD	BBS001MPLBU	BBS001MPLGN	-
2	BBS002MPLGE	-	-	-	-
3	BBS003MPLGE	BBS003MPLRD	BBS003MPLBU	BBS003MPLGN	BBS003MPLYW
5	BBS005MPLGE	-	-	-	-
7	BBS007MPLGE	-	-	-	-
10	BBS010MPLGE	-	-	-	-
15	BBS150MPLGE	-	-	-	-

Excel Category 5e Screened Twisted Pair (F/UTP) – Patch Leads Crossover – LSOH

Excel stranded conductor 4 pair screened booted cables for use when cascading equipment without crossover ports.



Features

- Category 5e compliant
- Individually bagged

Description	Part Number
Category 5e F/UTP Blade Booted Patch Lead LSOH Crossover 1m Red	BBS001MPLRD/X
Category 5e F/UTP Blade Booted Patch Lead LSOH Crossover 3m Red	BBS003MPLRD/X

Excel Category 5e Unscreened RJ45 Patch Panels – Black




Excel Category 5e patch panels comply with the EIA TIA Standard for enhanced Category 5 and are available in a choice of port density. Each panel offers a choice of labelling with the option to use the screen printed fields on the panel facia or the slide label system which is enclosed with each panel. Ease of installation is assured with ample rear cable management positions and IDC blocks allowing use of Krone tooling.

Features

- Category 5e Compliant
- Choice of Port Density
- Choice of Labelling System
- 25 Year System Warranty Available
- Cage nuts and 1-96 self adhesive label kit included

Description	Part Number
Category 5e 16 Port 1U Black Patch Panel	100-720
Category 5e 24 Port 1U Black Patch Panel	100-726
Category 5e 32 Port 2U Black Patch Panel	100-722
Category 5e 48 Port 2U Black Patch Panel	100-728

Excel Category 5e Unscreened RJ45-RJ45 Through Coupler Panels - Black



Excel Category 5e through coupler panels present a standard RJ45 connector to both the front and rear of the panel, and are ideal for temporary or emergency cabling installations as they can be installed in a matter of minutes. They can also be installed as equipment link panels.

Features

- Quick and simple to install
- Category 5e compliant
- 25 Year System Warranty Available
- Cage nuts and 1-96 label kit included

Description	Part Number
Category 5e 24 Port 1U Black Patch Panel Through Coupler - RJ45 to RJ45	100-309




Excel Category 5e Unscreened RJ45 Patch Panels – Coloured

Available in a choice of colours, these Category 5e compliant patch panels are ideal for the identification of particular service or departments within a network or organisation. Available from stock in 1 or 2U high density designs each panel offers a choice of labelling schemes. Use either the screen printed icons on the panel facia or the self adhesive slide label or pre numbered kits included with the unit. Ease of installation is assured with ample rear cable management positions and IDC blocks allowing the use of LSA compatible tooling.

Features

- Category 5e Compliant
- High density design
- Choice of Labelling System
- 25 Year System Warranty Available
- Cage nuts and 1-96 self adhesive label kit included



Description	Part Number
24 Port 1U Blue Patch Panel	100-450
24 Port 1U Red Patch Panel	100-451
24 Port 1U Green Patch Panel	100-452
48 Port 2U Blue Patch Panel	100-453
48 Port 2U Red Patch Panel	100-454
48 Port 2U Green Patch Panel	100-455

Please check with your local Excel Sales Office or distributor for in country product availability

Excel Plus – Category 5e Unscreened RJ45 Patch Panels



The Excel Plus high density patch panel combines the proven quality and performance of the existing range with enhanced aesthetics and labelling system. Each panel consists of a number of 8 way blocks of RJ45 sockets, housed in a high quality plastic moulding. To the front of the panel this moulding contains the new easy to use slide label system. Each block of 8 sockets has its own label which can be removed from either side of the covered label field. The label strip itself is protected by a clear, tough plastic insert.


Features

- Enhanced slide label system
- 25 Year System Warranty Available
- Cage nuts and 1-96 self adhesive label kit included



Description	Part Number
Category 5e 24 Port 1U Black Patch Panel	100-470
Category 5e 48 Port 2U Black Patch Panel	100-480
Category 5e 24 Port 1U Blue Patch Panel	100-476

Excel Category 5e Unscreened Right Angle RJ45 Patch Panels



Available in 24 or 48 port options the Excel right angled patch panel represents a cost effective category 5e solution with integral rear cable management. Both occupy 1U position and present LSA compatible termination IDCs that are horizontal to the panel facia to allow quick and easy cable installation. The 48 port version uses a double deck design to facilitate two sets of 24 ports to be installed.

Features

- Built in rear cable management
- 25 Year System Warranty Available
- Cage nuts and 1-96 self adhesive label kit included
- Uses Excel Punchdown Tool – BT Ref 2A



Description	Part Number
Category 5e 24 Port 1U Right Angle Black Patch Panel	100-460
Category 5e 48 Port 1U Right Angle Black Patch Panel	100-497



Excel Plus – Category 5e Unscreened Right Angle RJ45 Patch Panels

The Excel Plus high density patch panel combines the proven quality and performance of the existing range with enhanced aesthetics and labelling system. Each panel consists of a number of 8 way blocks of RJ45 sockets, housed in a high quality plastic moulding. To the front of the panel this moulding contains the new easy to use slide label system. Each block of 8 sockets has its own label which can be removed from either side of the covered label field. The label strip itself is protected by a clear, tough plastic insert.

To make installation as easy and fast as possible, the LSA compatible termination blocks are positioned at a right angle to the panel front on the built in rear cable management tray.

Features

- Enhanced slide label system
- 25 Year System Warranty Available
- Cage nuts and 1-96 self adhesive label kit included



Description	Part Number
Category 5e 24 Port 1U Right Angle Black Patch Panel	100-490



Excel Category 5e Screened Right Angle RJ45 Patch Panels

Excel High Density Screened Patch Panels have 24 RJ45 ports in 1U, IDC termination blocks are positioned at 90° to the sockets which allows for fast and easy termination.

Features

- Category 5e Compliant
- Screen Printed Label System
- Built In Rear Cable Management
- 25 Year System Warranty Available
- Cage nuts and 1-96 self adhesive label kit included



Description	Part Number
Category 5e 24 Port 1U Black Patch Panel	100-736



Excel Category 5e Unscreened RJ45 Modules



Excel Category 5e RJ45 modules comply with the standard for enhanced Category 5. Each shuttered module is supplied with a slide label field and space above, this is allowed for use of self adhesive or further labelling if required. Termination can be made using Krone tooling, a cable tie base is positioned between the IDC blocks to relieve cable stress.

Features

- Category 5e Compliant
- Overall dimensions 50 x 25mm
- Cut out dimensions 44.96 x 25mm, Standard and Low Profile module
- Built in slide label system
- Fits 27mm back box when used with bevelled faceplate
- 25 Year System Warranty Available



Description	Part Number
Category 5e RJ45 White Module	100-700
Category 5e RJ45 Blue Module	100-730
Category 5e RJ45 Red Module	100-731
Category 5e RJ45 Green Module	100-732

FACEPLATES & SHUTTERS Turn to page 92 for details
excel

Excel Category 5e Unscreened RJ45 Plastic Faceplates – Loaded



Excel Pre Loaded Single Gang Faceplates consist of either one or two of part numbers 100-700 and Excel bevelled faceplate, with blanks where appropriate. Supplied in a sealed bag these plates save time and money by reducing on site installation and assembly time.

Features

- Category 5e Compliant
- Fits 27mm back box when used with bevelled faceplate
- Built in slide label system
- 25 Year System Warranty Available

Description	Part Number
Category 5e 1 x RJ45 White Module c/w Bevelled Plate and Blanks	100-702
Category 5e 2 x RJ45 White Modules c/w Bevelled Plate	100-704



Excel Category 5e Unscreened RJ45 Modules – 3 in 1

The Excel 3 in 1 module offers the ultimate in flexibility, space utilisation and ease of installation. The totally modular design allows the mounting of up to 3 shuttered RJ45 ports in a standard flat or bevelled single gang faceplate, or up to 6 in a double gang fascia.

The unique design means that you only load shuttered outlets as required, any capacity within the plate which is required for a later date is simply blanked off, providing a neat and easy to use completed installation. Individual port labelling is also quick and easy with standard Excel outlet slide in fields incorporated into the design.



Features

- High density design
- Individual snap in modules
- Fit standard Excel faceplates
- Individual port slide labelling system
- Module dimensions 16.65 x 50.00mm
- LSA compatible IDC
- 25 Year System Warranty Available

HIGH DENSITY
excel

More outlets per faceplate

Description	Part Number
Category 5e Single Shuttered RJ45 Module	100-405
Full width blank (equal to width of module)	100-407
3 in 1 assembly, 3 modules in a single gang bevelled plate	100-411

Please check with your local Excel Sales Office or distributor for in country product availability

Excel RJ45 Metal Faceplates



The Excel RJ45 Metal faceplates are designed to work with the standard Excel Category 5e modules – part number 100-760. Ideal for installations in public areas, such as hotels, homes, or for use in prestige office environments. Choose from polished chrome, brushed aluminium or satin brass finish.

Features

- Choice of single and double outlets
- 25 Year System Warranty Available
- Supplied with fixing screws
- Choice of finish

Description	Part Number
Brushed Stainless Single Gang Plate	BRDE335
Polished Chrome Single Gang Plate	PSDE335
Polished Chrome Double Gang Plate	PSDE336
Compatible Module	
Category 5e RJ45 White Low Profile Module	100-760
Category 5e RJ45 Black Low Profile Module	100-763

Excel Category 5e Unscreened RJ45 Module – Low Profile



Excel Category 5e RJ45 modules comply with the EIA TIA Standard for enhanced Category 5. Each shuttered module is supplied with a slide label field and space above, this is allowed for use of self adhesive or further labelling if required. Termination can be made using Krone tooling, a cable tie base is positioned to the side of the IDC blocks to relieve cable stress.

Features

- Category 5e Compliant
- Built in slide label system
- Overall dimensions 50 x 25mm
- 25 Year System Warranty Available
- Fits 27mm back box when used with bevelled faceplate
- Overall depth 21mm



Description	Part Number
Category 5e RJ45 White Low Profile Module	100-760
Category 5e RJ45 Black Low Profile Module	100-763
Category 5e RJ45, Low Profile Module - Euromod, Blue	100-737
Category 5e RJ45, Low Profile Module - Euromod, Red	100-738

Excel Office Category 5e Unscreened RJ45 Module - Low Profile

The Office Excel Category 5e Unscreened RJ45 low profile module has been designed to be used in conjunction with the Office Hardware Mounting Range. Excel Category 5e Low Profile RJ45 modules comply with the standards for enhanced Category 5. The product provides quick and easy termination using LSA compatible tooling. Port identification can be completed by use of the integral slide label or simple application of an adhesive icon.



Features

- Category 5e compliant
- Colour matches the Office Mounting Hardware Range
- Overall dimensions 50 x 25mm
- Fits 27mm back box when used with bevelled faceplate
- Overall depth 21mm
- Built in slide label system
- 25 Year System Warranty Available



Description	Part Number
Excel Office Category 5e Unscreened Module – Low Profile	100-275

Excel Category 5e Unscreened Module – 6c Low Profile

Excel Category 5e, low profile 6c Unshielded Twisted Pair (U/UTP) modules comply with the standards for enhanced Category 5. Each shuttered module is supplied with a label field for use of self adhesive or further labelling if required. Termination can be made using LSA compatible tooling. The Excel 6c Low Profile module has been specifically designed to fit the cutouts in metal floor box plates. They are therefore not recommended for use with the 6c faceplates and do not have an exact colour match.



Features

- Category 5e compliant
- 25 Year System Warranty Available
- Power Sum Compliant
- Low Profile Design - Overall Depth 19.65mm
- Ideal for Floor Box
- LSA Style Termination Blocks
- Overall dimensions 37 x 22mm



Description	Part Number
Category 5e RJ45 White 6c Module, Low Profile	100-757

FACEPLATES & SHUTTERS Turn to page 92 for details
excel

Excel Category 5e Unscreened RJ45 Module – 6c



Excel Category 5e 6c modules are ideal for floor box installations. The compact two piece design allows for a fast and easy installation and results in a low profile finish.

Features

- Independently verified to Category 5e standard
- Overall dimensions 37 x 22mm
- Built in slide label system
- 25 Year System Warranty Available

Description	Part Number
Category 5e RJ45 White 6c Module	100-758

Excel Category 5e Unscreened Keystone Jack Outlets



The Excel Keystone jack outlets provide an alternative to the one piece shuttered module range. Suitable for mounting in a range of faceplates, shutters and a 1u 24 port frame, these jacks are quick and easy to install.

Features

- Category 5e Compliant
- IDC point at 90° to jack
- Choice of colour
- Mounts in either panel or shutter
- 25 Year System Warranty Available

Description	Part Number
Category 5e RJ45 White Keystone Jack	100-010
Category 5e RJ45 Black Keystone Jack	100-010-BK
Compatible Patch Panel Frames	
Unloaded 16 port Black Patch Panel Frame - Plastic Fascia	100-025
Unloaded 24 port Black Patch Panel Frame - Plastic Fascia	100-026
Unloaded 16 port Chrome Patch Panel Frame	100-027
Unloaded 24 port Chrome Patch Panel Frame	100-028



Excel Category 5e Low Profile Unscreened Keystone Jack –Toolless

The Excel Category 5e Low Profile Unscreened Keystone Jack, is a reduced size toolless termination RJ45 socket. The reduced size allows for multiple cable entry directions to be accommodated when this jack is mounted in a standard depth back box. This permits many mounting options including flush shutters at the outlet as well as more common angled shutter used with keystone jacks. A choice of compatible Patch Panel frames with either 16 or 24 port density in both black and chrome are available for this Low Profile Jack. The low profile design allows this jack to fit in the Excel 0.5U 24 Port Patch Panel resulting in a maximum port density of 48 per 1U. The socket itself is housed in a high quality fire retardant plastic cast housing, which opens at the rear in a butterfly manner to reveal the IDC termination points. Once the pairs are arranged in the cable management cap and trimmed it is a simple case of closing the ‘butterfly’ together to complete the termination.

Features

- Low Profile - 28mm overall depth
- Supports Gigabit Ethernet
- 25 Year System Warranty Available
- Toolless termination design

Description	Part Number
Category 5e Low Profile Unscreened Butterfly Style Toolless Keystone Jack - White	100-202-WT
Category 5e Low Profile Unscreened Butterfly Style Toolless Keystone Jack - Black	100-202-BK
Compatible Patch Panel Frames	
Unloaded 16 port Black Patch Panel Frame - Plastic Fascia	100-025
Unloaded 24 port Black Patch Panel Frame - Plastic Fascia	100-026
Unloaded 16 port Chrome Patch Panel Frame	100-027
Unloaded 24 port Chrome Patch Panel Frame	100-028
24 port Keystone V Patch Panel Frame, Black	100-040
24 port Keystone Patch Panel Frame, 0.5U	100-041



**FACEPLATES
& SHUTTERS**
excel

Turn to page 92 for details

Excel Plus – Category 5e Surface Mount Boxes



The Excel Plus surface mount boxes can be used in a wide variety of applications and provide a quick and easy method of installing up to 6 outlets to work areas. These shuttered units can be installed in desk clusters, beneath retail counters, under floors, or wall mounted, they are also ideal for temporary or emergency installations.

Features

- Provides convenient workstation outlets for Gigabit ethernet applications.
- Available in a choice of port density.
- Shuttered outlets as standard.
- Built in labelling field
- Supplied with cable ties and fixing kit
- 25 Year System Warranty Available

Description	Part Number
1 Port Cat5e Surface Mount Box White	100-002
2 Port Cat5e Surface Mount Box White	100-003
4 Port Cat5e Surface Mount Box White	100-004
6 Port Cat5e Surface Mount Box White	100-005

Excel Voice Modules



The Euro and 6c style voice outlets have the standard Excel slide label system and an LJU right polarised socket as standard. The Euro style fits the standard Excel faceplates whereby the 6c modules can be used in most floor plates or the new Excel wall mount 6c faceplates. A left hand polarised version is available for applications requiring this design.

Features

- Euro style 50 x 25mm overall dimensions
- 6c style 37 x 22mm overall dimensions
- Fit standard Excel faceplates
- Choice of specification
- LJU socket
- Slide label system
- 25 Year System Warranty Available

Description	Part Number
Secondary Voice Module, Euro style	100-781
PABX Voice Module, Euro style	100-783
PSTN Voice Module, Euro style	100-785
Secondary Voice Module, 6c style	100-787
PABX Voice Module, 6c style	100-789
PSTN Voice Module, Euro style, Left Hand polarised	100-796



Excel Category 5e Screened RJ45 Module

Excel Category 5e RJ45 modules comply with the EIA TIA Standard for enhanced Category 5. Each shuttered module is supplied with a slide label field and space above, this is allowed for use of self adhesive or further labelling if required. Termination can be made using LSA tooling, a cable tie base is positioned between the IDC blocks to relieve cable stress.



Features

- Category 5e Compliant
- Overall dimensions 50 x 25mm
- Fits 27mm back box when used with bevelled faceplate
- Built in slide label system
- 25 Year System Warranty Available

Description	Part Number
Category 5e Screened RJ45 White Module	100-706

Excel Category 5e Screened Plastic Faceplates – Loaded

Excel Pre Loaded Single Gang Faceplates consist of two of part numbers 100-706 – Excel bevelled faceplate. Supplied in a sealed bag these plates save time and money by reducing on site installation and assembly time.



Features

- Category 5e Compliant
- Fits 27mm back box when used with bevelled faceplate
- Built in slide label system
- 25 Year System Warranty Available

Description	Part Number
2 x RJ45 White Modules c/w Bevelled Plate	100-710



**FACEPLATES
& SHUTTERS**
excel

Turn to page 92 for details

Excel Category 5e Screened Keystone Jack – Toolless



The Excel Category 5e Screened Keystone Jack, is a toolless termination RJ45 socket suitable for mounting in range of housings from patch panels, faceplates and shutters to sub floor boxes, and work areas distribution enclosures. The socket itself is housed in a high quality zinc die cast housing, which opens at the rear in a butterfly manner to reveal the IDC termination points. Once the conductors of the cable to be terminated are fed into a management cap the process is completed by snapping the 'butterfly wings' together with minimal, but firm pressure. A choice of Patch Panel frames with either 16 or 24 port density in both black and chrome are available.

Features

- Category 5e Compliant
- High quality die cast housing
- Toolless termination design
- Suitable for patch panel and faceplate mounting
- Suitable for installation in 37mm deep back box with bevelled faceplate
- 25 Year System Warranty Available
- Independently verified
- 360° Shielding protects against alien crosstalk



Description	Part Number
Category 5e Screened Butterfly Style Toolless Keystone Jack	100-906
Compatible Patch Panel Frames	
Unloaded 16 port Black Patch Panel Frame - Plastic Fascia	100-025
Unloaded 24 port Black Patch Panel Frame - Plastic Fascia	100-026
Unloaded 16 port Chrome Patch Panel Frame	100-027
Unloaded 24 port Chrome Patch Panel Frame	100-028

ETL - This product range has been tested by ETL and found to comply with ANSI/TIA - 568-B.2 Category 5e. For copies of test certification please contact your local Excel distributor, or visit www.excel-networking.com.

FACEPLATES & SHUTTERS Turn to page 92 for details
excel



Excel 6c Faceplates

A new range of single and double gang faceplates and associated blanks, specifically designed for the mounting of the Excel range of 6c voice and data modules.

Features

- Single and Double Gang
- Blank Plate
- Screen printing option available



Description	Part Number
Single gang plate, up to 2 outlets - White	100-670
Double gang plate, up to 4 outlets - White	100-671
Full Width Blank Plate - White	100-672
Full Width Blank Plate - Black	100-672 -BK

Excel Mounting Hardware

In addition to the standard flat Euromod – 50x25mm and 6c – 22.5x37mm – is the recommended angled shutter. Available in the standard Euromod cut out size, this housing is designed to assist in the installation of large diameter cables in confined spaces such as standard back boxes, multi compartment trunking, and floor boxes.

The design presents the keystone at 45 degrees to both the solid conductor cable being terminated, and the RJ45 patch cable to be connected to the installed socket. This design optimises the space available and ensures minimal if any stress is applied to the cables during installation or use.

Each of the shutters and blanking plates available are compatible with the range of Excel faceplates.

Euromod and 6c Shutter features

- Choice of shutter size
- Choice of faceplate
- Suitable for use with
- Category 5e, Category 6 and Category 6_A Keystone jacks

Angled Shutter features

- Choice of design
- Compatible with Excel faceplates
- Labelling field

Faceplates features

- Supplied with fixing screws
- Choice of bevelled or flat style
- Choice of blanking plates
- Screen printing option available

Description	Part Number
White Shutter to suit Keystone Jack, Angled, 50 x 25mm	100-175
White Shutter to suit Keystone Jack, Category 6 _A , Angled, 50 x 25mm	100-020
White Shutter to suit Keystone Jack, 50 x 25mm	100-014
White Shutter to suit Keystone Jack, 6c, 38.5 x 25mm	100-018
White Shutter to suit Keystone Jack, Angled, 6c	100-022
Black Shutter to suit Keystone Jack, Angled, 6c	100-022-BK
Black Shutter to suit Keystone Jack, Angled, 50 x 25mm	100-175-BK
Black Shutter to suit Keystone Jack, 6c, 38.5 x 25mm	100-018-BK
White Single Gang Bevelled Plate without Blanks	100-712
White Single Gang Flat Plate without Blanks	100-714
Black Single Gang Flat Plate without Blanks	100-714-BK
White Double Gang Bevelled Plate without Blanks	100-716
White Double Gang Flat Plate without Blanks	100-718
White Half Width (12.5mm) Blank Plate	100-715
Black Half Width (12.5mm) Blank Plate	100-715-BK
White Full Width (25mm) Blank Plate	100-719
Black Full Width (25mm) Blank Plate	100-719-BK



100-014



100-712



100-716



100-714



100-718



Excel Office Mounting Hardware

The Excel Office Range brings style and enhanced aesthetics to any Excel installation, thanks to its curved plate finish and built in labelling fields.

The portfolio includes Category 5e and Category 6 Low profile modules allowing installation in shallow back boxes and dado trunking. Additionally an angled keystone shutter is available that accepts the full range of Excel Category 5e, 6 and 6_A keystone jacks. The Single and Double Gang faceplates are each supplied with two half (12.5mm wide) blanks. In the case of the Single Gang Faceplate this allows a single jack or shutter to be mounted centrally in the aperture. The two half (12.5 mm wide) blanks supplied with the Double Gang Faceplate allows spacing options for mounting three jacks or shutters in the faceplate.

The range is available in Office White or Charcoal Grey. These two colour options permit the assembly of the telecommunications outlets to contrast with the wall finish if required to comply with the Equality Act 2010 and Part M of the Building Regulations. As all of the components are available in Office White and Charcoal Grey the telecommunications outlet can comprise of any combination:

White Shutter/Module & White Faceplate

Grey Shutter/Module & White Faceplate

White Shutter/Module & Grey Faceplate

Grey Shutter/Module & Grey Faceplate

Features

- Enhanced aesthetics
- Euromod size
- Enhanced colour
- Faceplates supplied with blanks
- Curved plate finish
- Available in Office White and Charcoal Grey

Description	Part Number
Excel Office Single Gang Faceplate complete with 2 half blanks - White	100-270
Excel Office Single Gang Faceplate complete with 2 half blanks - Grey	100-270-GE
Excel Office Double Gang Faceplate complete with 2 half blanks - White	100-271
Excel Office Double Gang Faceplate complete with 2 half blanks - Grey	100-271-GE
Excel Office Category 5e Unscreened Module - Low Profile - White	100-275
Excel Office Category 5e Unscreened Module - Low Profile - Grey	100-275-GE
Excel Office Category 6 Unscreened Module - Low Profile - White	100-276
Excel Office Category 6 Unscreened Module - Low Profile - Grey	100-276-GE
Excel Office Angled Keystone Shutter 25X50 mm - White	100-280
Excel Office Angled Keystone Shutter 25X50 mm - Grey	100-280-GE
Excel Office Keystone Single Gang Faceplate - 1 Port	100-273
Excel Office Keystone Single Gang Faceplate - 2 Port	100-274



Excel Mounting Hardware - Back Boxes



A range of single and double gang high quality Back Boxes.

Features

- Choice of Single or Double Gang
- Choice Of Depth



Description	Part Number
Single Gang 27mm Deep Back Box	100-612
Single Gang 32mm Deep Back Box	100-614
Single Gang 37mm Deep Back Box	100-616
Single Gang 47mm Deep Back Box	100-618
Double Gang 27mm Deep Back Box	100-619
Double Gang 32mm Deep Back Box	100-621
Double Gang 37mm Deep Back Box	100-620
Double Gang 47mm Deep Back Box	100-622

Excel 1 & 2 Port Keystone Surface Mount Box



The Excel 1 & 2 Port Keystone Wall Mount box offers a compact discrete jack presentation. The box accepts standard and low profile toolless as well as the IDC keystone jacks (plastic support removed to fit standard size toolless jacks). Supplied with one keystone opening as standard. The opening for the second jack is made with side cutters or a knife if required. The base is fixed in position using appropriate screws (supplied by others) and the lid snaps into place to finish the installation. The lid has various cut out sections to facilitate cable entry from various directions.



Features

- Accepts 1 or 2 Keystone Jacks
- Compact discrete size
- Multiple cable entry
- For standard and low profile Excel keystone jacks
- Snap out second jack aperture
- Built in cable tie attachments

Keystone Jacks not included

Description	Part Number
Excel 1 & 2 Port Keystone Surface Mount Box	100-021

Excel Curved 45 x 45 mm Keystone Shutters

The Excel Curved 45 x 45 mm Keystone Shutters are available in 1 and 2 port versions. Each shutter will support all of the Excel Keystone Jacks enabling screened and unscreened Category 5e, 6 and 6_A terminations to be presented in a uniform fashion.

Fixing clips are positioned on the rear of the shutter to allow the fitment to horizontally or vertically mounted trunking whilst maintain upright orientation of the shutter. Each port is protected with a curved, spring loaded shutter in matching material. The shutter comes complete with paper label and fitted clear window.

Features

- Accepts all Excel Keystone Jacks
- Available in 1 & 2 Port Versions
- Directly mount in appropriate 45mm trunking
- Curved shape
- Large labelfield



Description	Part Number
Excel Curved 45 x 45 mm Shutter – 1 Port	100-281
Excel Curved 45 x 45 mm Shutter – 2 Port	100-282

Excel Flat 45 x 45 mm Keystone Shutters

The Excel Flat Keystone Shutters are available in 1 and 2 port versions. Each shutter will support all of the Excel Keystone Jacks enabling screened and unscreened Category 5e, 6 and 6_A terminations to be presented in a uniform fashion. Fixing clips are positioned on the rear of the shutter to allow the fitment to either faceplates or trunking. Each port is protected with a curved, spring loaded shutter in matching material. The shutter comes complete with paper label and fitted clear window.

Features

- Accepts all Excel Keystone Jacks
- Available in 1 & 2 Port versions
- Directly mount in trunking or faceplate
- Flat shape
- Large labelfield



Description	Part Number
Excel Flat 45 x 45 mm Shutter – 1 Port	100-289
Excel Flat 45 x 45 mm Shutter – 2 Port	100-290
Excel Flat 22.5 x 45 mm Shutter – 1 Port	100-294
Excel Flat 80mm x 80mm Faceplate for 100-283	100-295

Excel Angled 2 Port Keystone 50 x 50 mm Faceplate



The Excel Angled 2 Port Keystone 50 x 50 mm Faceplate comprises of the fascia and mounting frame in an option of colours. The frame accepts all of the Unscreened and Screened Excel Keystone Jacks and presents them in an angled orientation to reduce the depth of the back box. The mounting frame is complete with a fitting to accept a 6mm spade connector if earth bonding is required.

The 50 x 50mm fascia is available in two colours

- RAL 9010 Pure White
- RAL 1013 Oyster White

Features

- 50 x 50mm Fascia & Mounting Frame
- Label field and lens
- Option of colours available

Description	Part Number
Excel Angled 2 Port Keystone 50x50mm Faceplate RAL9010 (Pure White)	100-283
Excel Angled 2 Port Keystone 50x50mm Faceplate RAL1013 (Oyster White)	100-284

Excel 2 Port 6c Collar and Mounting Frame



The Excel 2 Port 6c Collar comes complete with attachment screws for the supplied die-cast metal mounting frame. The collar accepts two 6c sized shutters or modules. This is specifically suited to be used with the Excel 6c Keystone Shutter (100-018) and the Excel Angled 6c Shutter (100-022). This collar is compatible with the Legrand Valena faceplates.

Features

- Accepts two 6c shutters
- Label field and lens
- Option of colours available

Description	Part Number
Excel 2 Port 6c Collar and Mounting Frame	100-410



Excel Grid Outlet Position (GOP) Box Plus

The Excel Grid Outlet Position (GOP) Box Plus has been developed from the successful original versions. This range is available in four versions from 2 Way to 6 Way. The 2 and 4 way are available with a 25mm flexible conduit fixing point. The 4 and 6 way are available with a 32mm flexible conduit fixing point. The range has been developed for fixing to the end of flexible conduit typically where outlets are presented in a grid layout with cable containment mounted within a raised floor system. The GOP Box then has a degree of flexibility to be positioned within the radius of the flexible conduit to suit the office layout. 25 mm and 32 mm 'L' Brackets are available to fix the other end of the flexible conduit to the floor slab. GOP Boxes are typically then attached to the underside of the desk, the flexible conduit passing through the floor tile via a grommet.

These Plus versions are enhanced with cable tie saddles adjacent to the conduit fixing point to accept either nylon or hook & loop ties. This permits the cable to be secured if required. Additionally the GOP box has a hole at each end of the upper case to accept self-tap screws for fixing to adaptor plates or bespoke brackets. Supplied with the GOP Boxes are black rubber blanks for the un-used 6c apertures. The 2 way is supplied with 1 blank, the 4 way is supplied with 2 blanks, the 6 way with 4 blanks and the 12 way with 12 blanks. The blanks are also available separately.

The flexible conduit fixing hole is slotted to aid cable installation. As the flexible conduit hole is part of the jack mounting metal work it ensures easy termination of the outlet while maintaining the cable management. The base has two fixing holes for mounting where required. The two parts of the box are assembled with a single machine screw.

GOP Boxes and 'L' Brackets are sold in packs of 10 to reduce packaging waste. The flexible conduit is sold separately.



Features

- 2, 4, 6 and 12 Way Versions
- 25 and 32 mm Versions
- Cable tie anchor points
- 'L' Brackets available
- 6c aperture size
- Blanks included
- Accepts Category 5e, Category 6 or Category 6_A
- 25 Year System Warranty Available

Description	Part Number	GOP Box Dimensions		
		Length	Width	Height
Excel 2 Way GOP Box Plus – 25 mm – Pack of 10	350-639	105 mm	62 mm	55 mm
Excel 4 Way GOP Box Plus – 25 mm – Pack of 10	350-640	160 mm	62 mm	60 mm
Excel 4 Way GOP Box Plus – 32 mm – Pack of 10	350-641	160 mm	62 mm	60 mm
Excel 6 Way GOP Box Plus – 32 mm – Pack of 10	350-642	220 mm	62 mm	70 mm
Excel 12 Way GOP Box Plus – 32 mm - Each	350-643	216mm	134mm	71mm
Excel LJ6c Black Rubber Blank – Pack of 10	350-645	Approx dimensions		
Excel 25 mm Flexible Conduit "L" Bracket Plus – Pack of 10	750-102			
Excel 32 mm Flexible Conduit "L" Bracket Plus – Pack of 10	750-103			

Excel Grid Outlet Position (GOP) Box Plus (continued)

Compatibility

Specifications	 CAT5e		 CAT6		 CAT6a	
GOP Box Plus	100-757 Excel Category 5e Unscreened Low Profile 6c Module	100-202-WT & 100-202-BK Excel Category 5e Unscreened Low Profile Toolless Keystone Jack + 100-022 6c Angled Shutter	100-297 Excel Category 6 Unscreened Low Profile 6c Module	100-215-WT & 100-215-BK Excel Category 6 Unscreened Low Profile Toolless Keystone Jack + 100-022 6c Angled Shutter	100-156 Excel Category 6 _A Unscreened Keystone Jack + 100-022 6c Angled Shutter	100-181 Excel Category 6 _A Low Profile Screened Keystone Jack - Toolless + 100-022 6c Angled Shutter
2 Way GOP Box Plus – 25 mm	✓	✓	✓	✓	✓	✓
4 Way GOP Box Plus – 25 mm	✓	✓	✓	✓		✓
4 Way GOP Box Plus – 32 mm	✓	✓	✓	✓	✓	✓
6 Way GOP Box Plus – 32 mm	✓	✓	✓	✓		✓
12 Way GOP Box Plus – 32 mm	✓	✓	✓	✓		✓

Please ask for details about our in-house assembly service to save time on site.

Category 5e Contractor Pack

Save up to 75% on the most popular Category 5e installation products

The Excel Contractor Pack saves both time and money when ordering the essential items for Category 5e installations.

If ordered separately three part codes would be required, and the total cost at our recommended list prices would be much greater.

Everything will be delivered in one box ready for you or your customer to install.



Each Contractor Pack contains the following:

- 1 x 100-726 Excel 1U 24 port Black Category 5e Patch Panel
- 12 x 100-704 Excel Single Gang Bevelled Faceplates loaded with two Category 5e Modules
- 1 x Excel 1U Black 5 Plastic Hoop Management Bar

Description	Part Number
Category 5e Contractor Pack (1 x 100-726 Patch Panel, 12 x 100-704 Dual Faceplates, 1 x Cable Manager)	100-850

Excel Blanking Plates and Letterbox Panels

To improve cabinet appearance Blank Plates can be installed to cover unused space. Letterbox Panels allow patch cords to be fed to or from the rear of the cabinet.

Features

- Enhances Cabinet Appearance



Description	Part Number
Excel 1U 19" Horizontal Snap In Blank Panel - Black	100-591
1U Double Brush Strip - Middle Split Black	100-595
1U Blank Plate Black	100-598
1U Brush Strip Black	100-599
2U Blank Plate Black	100-602
Excel 2U 19" Horizontal Snap In Blank Panel - Black	100-592
3U Blank Plate Black	100-606
Excel 3U 19" Horizontal Snap In Blank Panel - Black	100-593
1U Letterbox Plate Black	100-610

Excel Cable Management Bars



A wide range of 19" Vertical Cable Management bars are available.

Features

- Metal or Plastic Management Hoops
- 1 and 2U Options
- Horizontal and Vertical Hoops
- Cage Nut Set included

**RANGE
EXTENDED**
excel

Description	Part Number
1U Black Bar, 4 Vertical Metal 65mm Hoops	100-582
1U Black Bar, 5 Vertical Metal 100mm Hoops	100-583
1U Black Bar, 5 Vertical Plastic 65mm Hoops	100-586
1U Black Bar, 5 Vertical Plastic 65mm Hoops - 2 Pack	100-048
2U Black Bar, 4 Vertical Metal 65mm Hoops	100-594

Excel Chrome Management Bar



1U 19" 5 Way Chrome Cable Management Bar. Provides an aesthetically pleasing and efficient way of managing patch cords, with built in 'letter box' cut out for excess cable.


Features

- Complements the Excel Category 6_A Chrome Panel and Modules

Description	Part Number
1U 5 Way Chrome Cable Management Bar	100-031
0.5U 5 Way Chrome Cable Management Bar	100-581

ENBEAM FIBRE

FIBRE OPTIC CABLING SYSTEMS



Fibre

excel
without compromise.

Excel Website - www.excel-networking.com

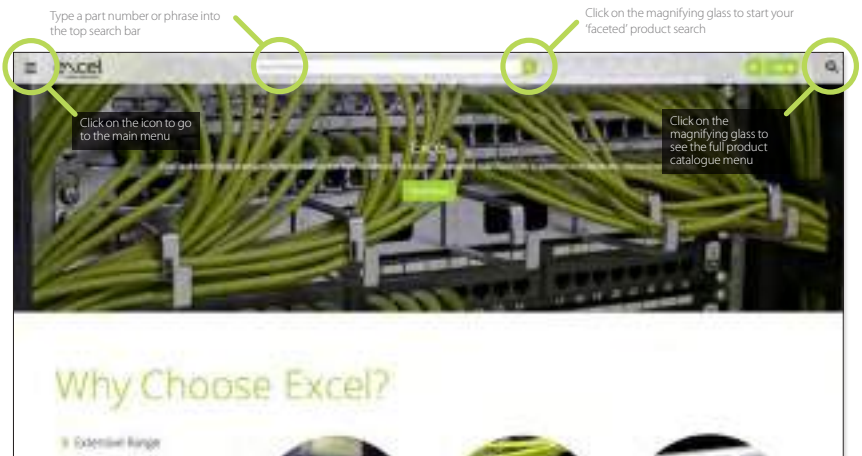


The Excel website is mobile friendly so wherever you are and on whatever device you choose to view it on you can easily access the site.

The Excel site is multilingual and currently available in English, French, Spanish, Dutch, German, Polish and Turkish.

Home Page

From the home page you can navigate quickly to where you need to go.

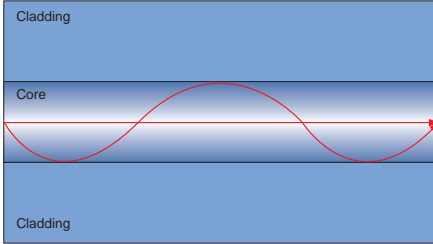


Multimode & Singlemode


Fibre optic cabling can be split into two families – Multimode and Singlemode. ‘Mode’ means path, so the light travels down multi and single paths respectively. Multimode can use the less expensive LED and VCSEL light sources to transmit the signal. This is referred to as ‘overfilled’ as the source is broad and floods the modes (and some of the cladding, hence overfilled). The core is manufactured with a graded index. This means that the central light path is ‘slower’ than the outer paths, which drastically reduces modal dispersion which is one of the limiting factors for the performance of multimode.

Singlemode requires a laser to transmit the signal along a single path. Lasers offer a high powered signal that can be transmitted for greater distances. However, the active equipment is a higher price than that of multimode.

Multimode Fibre

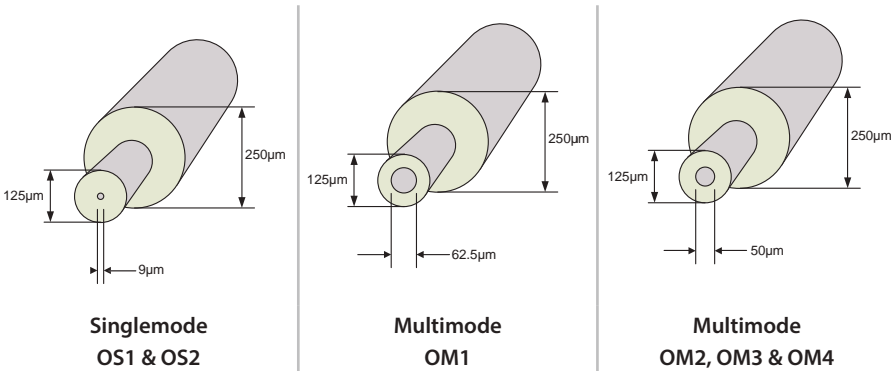
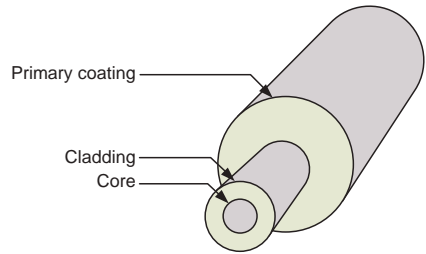


Singlemode Fibre



The fibre core comprises of a core and a cladding. This cladding is then covered by a primary coating.

The core is the medium that the light is transmitted along. The cladding is part of the manufacture of the glass. Typically, the cladding is of a consistent size for multimode and singlemode; namely 125µm. Likewise, the primary coating is usually 250µm for both multimode and singlemode. The primary coating can be coloured to differentiate between the cores within a cable.





CPR Construction Products Regulation – CE Markings



The CPR (Construction Products Regulation) has been around for over 15 years and the inclusion of communications cables, both Copper and Fibre came into force on the 1st of July 2016 and the period of coexistence (when non compliant product can still be sold) will come to an end on the 1st July 2017 and all products must be tested and the packaging appropriately CE marked.

The flammability rating that we have become used to will be replaced by a range of EuroClasses from A – F, with A being the most flame retardant and F as flammable. There are two main classes to be aware of Eca and Cca. The former is effectively equivalent to the existing IEC 60332-1 and does not require major work, therefore this will appear first. IEC 60332-3-24 is the closest to Cca

There will also be a series of additional requirements for smoke emittance (s), flaming droplets (d) and acid gases (a), the UK for example will be (s1b, d2, a2) however across Europe the regulation is being enforced slightly differently in each country.

What does it apply to?

The CPR ONLY applies to the ‘fixed infrastructure’, therefore does not include any connecting hardware or patch leads. It will however cover any pre-terminated solution such as MTP Trunk Cables and long fanout assemblies etc. that are deemed to be ‘fixed’, but these will rely on the bulk cable certification the assembly has been constructed from.

The other key point is it requires a ‘Notified Body’ such as Delta Labs to approve the test results for up to Dca, however for Cca and above it also requires a factory inspection of production control. On approval they will provide a Classification Report that is used by Excel to produce the ‘Declaration of Performance’ for each of the cables.

All Excel “Fixed Infrastructure” cables, copper, fibre and voice will meet a minimum of Eca classification from July 1st 2017.

Euroclass (ca)	Classification Criteria	Additional Criteria	Attestation of conformity system
A	EN ISO 1716 Gross heat of combustion		
B1	EN 50399 Heat release Flame spread	Smoke production (s1a, s1b, s2, s3) EN50399/EN61034-2	1+ Initial type-testing and continuous surveillance with audit testing of samples by 3rd party certification body factory production control (FPC) by manufacturer
B2		Acidity (a1, a2, a3) EN 50267-2-3	
C	EN 50575 Flame propagation	Flaming droplets (d0, d1, d2) EN 50399	3 Initial type testing by 3rd party laboratory
D			
E	EN 50575 Flame propagation		FPC by manufacturer
F			4 Initial type testing and FPC by manufacturer

Enbeam Internal/External Grade Fibre Cable – OM1/OM2/OM3/OM4/OS2

The Excel range of internal/external grade of fibre cables are available from stock in a choice of loose tube and tight buffered designs. Excel has worked extensively to provide singlemode fibre cables performing to the OS2 Category in all constructions. OS2 optical fibres fully support all OS1 & OS2 applications and are fully compatible.

Central Loose Tube Fibre

The cables are constructed around a silica gel filled tube containing up to 24 colour coded 250µm buffered 62.5/125µm or 50/125µm Multimode or 9/125µm Singlemode fibres. This tube is covered with 'e glass' and a flame retardant and low smoke halogen free, outer sheath.

Tight Buffered Fibre

The cables are constructed from a number of 900µm buffered fibres which are colour coded. The outer sheath is both flame retardant and low smoke zero halogen. The design and construction of this range has resulted in a light, easy to install, cost effective cable.

Features

- LSOH Black Sheath
- Duct Grade
- Cut to length service
- Sequentially Metre Marked
- Suitable for Internal & External Use
- 25 Year System Warranty Available



Loose Tube Black Outer Sheath					
No. of cores	OM1	OM2	OM3	OM4	OS2
4	200-047	200-049	200-150	204-004	205-300
6	200-060	200-065	200-149	-	-
8	200-067	200-069	200-151	204-008	205-301
12	200-087	200-089	200-152	204-012	205-302
16	200-081	200-090	200-153	204-016	205-303
24	200-084	200-092	200-154	204-024	205-304

Higher core fibre cable in stock from June 2017.

Tight Buffered Black Outer Sheath					
No. of cores	OM1	OM2	OM3	OM4	OS2
4	200-110	200-115	200-155	204-104	205-320
6	200-116	200-117	200-118	204-106	205-230
8	200-130	200-135	200-156	204-108	205-322
12	200-140	200-145	200-157	204-112	205-324
16	200-141	200-146	200-158	204-116	205-326
24	200-142	200-147	200-159	204-124	205-328

Tight Buffered Violet Outer Sheath	
No. of cores	OM4
12	204-112-VT



Cut to length service on ALL cables



For colours not shown please contact our sales team for minimum order quantities and lead time



Enbeam Internal/External Grade CST Fibre Cable – OM1/OM2/OM3/OM4/OS2

Loose Tube Fibre – Single Sheath Rodent Protected CST Armoured

Excel corrugated steel tape cables are available in OM1, 2, 3, 4 and OS2 specification. The loose tube containing up to 24 fibres is packed in aramid strength elements. The steel tape and blue low smoke zero halogen rodent protected sheath completes the design.

Blue Outer Sheath					
No. of cores	OM1	OM2	OM3	OM4	OS2
4	205-270	205-275	205-280	204-204	205-305
6	-	-	-	-	-
8	205-271	205-276	205-281	204-208	205-306
12	205-272	205-277	205-282	204-212	205-307
16	204-273	205-278	205-283	204-216	205-308
24	205-274	205-279	205-284	204-224	205-309

Higher core fibre cable in stock from June 2017.

**MORE
CORES?**
excel

Call our Sales Office for price and availability on core counts not shown

Singlemode - Please note that all Excel loose tube singlemode cable designs ship as OS2 compliant specification and are backward compatible with OS1 specification and components.

Enbeam Internal/External Grade SWA Fibre Cable – OM1/OM2/OM3/OM4/OS2

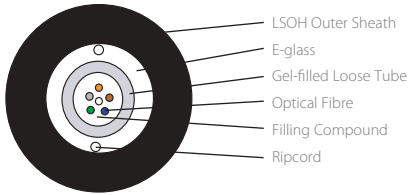
Loose Tube Fibre – Single Sheath Rodent Protected SWA Armoured

The Excel range steel wire armoured cables are suitable for direct burial and the most demanding of installations. Available in OM1, OM2, OM3, OM4 and OS2 from stock these cables are constructed from standard single loose tube cables which are then packed into a flexible but strong fiberglass, waterblocking strength member. An internal sheath of Black Low Smoke Zero Halogen material is then applied, a rip cord is inserted under this sheath to ease cable stripping. Lengths of steel wire armouring are then applied and an oversheath of Black Low Smoke Zero Halogen is added. The cables shown in the table below are available from stock, if you require core counts or jacket colours not shown please call our sales office for availability details.

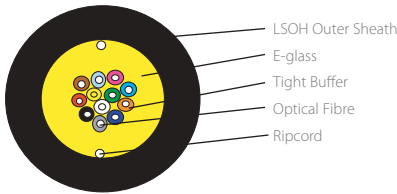
Black Outer Sheath					
No. of cores	OM1	OM2	OM3	OM4	OS2
4	205-340	205-348	-	-	205-356
8	205-342	205-364	-	-	205-368
12	205-344	205-352	-	-	205-360
16	205-372	205-366	-	-	205-370
24	205-346	205-354	-	-	205-362

Enbeam Fibre Optic Cable Specifications

Physical Characteristics



Loose Tube Cable		4 Core	6 Core	8 Core	12 Core	16 Core	24 Core
Max Installed Load	N	1500	1500	1500	1500	1500	1500
Outside Diameter	mm	5.8	5.8	5.8	5.8	5.8	5.8
Min bend radius installation	mm	87	87	87	87	87	87
Min bend radius installed	mm	58	58	58	58	58	58
Crush Resistance (max)	N/m	15000	15000	15000	15000	15000	15000
Installation Temp	°C	-5 to +50	-5 to +50	-5 to +50	-5 to +50	-5 to +50	-5 to +50
Operating Temp	°C	-30 to +75	-30 to +75	-30 to +75	-30 to +75	-30 to +75	-30 to +75
Storage Temp	°C	-30 to +75	-30 to +75	-30 to +75	-30 to +75	-30 to +75	-30 to +75
Outer sheath		LSNH →					

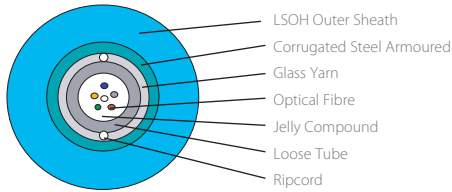


Tight Buffered Cable		4 Core	6 Core	8 Core	12 Core	16 Core	24 Core
Max Installed Load	N	800	900	900	1000	1000	1200
Outside Diameter	mm	5.4	5.9	5.9	7.6	8.6	9.6
Min bend radius installation	mm	81	88.5	88.5	114	129	144
Min bend radius installed	mm	54	59	59	76	86	96
Crush Resistance (max)	N/m	4000	4000	4000	4000	4000	4000
Installation Temp	°C	-5 to +50	-5 to +50	-5 to +50	-5 to +50	-5 to +50	-5 to +50
Operating Temp	°C	-30 to +70	-30 to +70	-30 to +70	-30 to +70	-30 to +70	-30 to +70
Storage Temp	°C	-30 to +70	-30 to +70	-30 to +70	-30 to +70	-30 to +70	-30 to +70
Outer sheath		LSNH →					

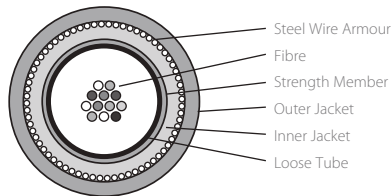


Enbeam Fibre Optic Cable Specifications

Physical Characteristics



Loose Tube CST Cable		4 Core	8 Core	12 Core	16 Core	24 Core
Max Installation Load	N	4000	4000	4000	4000	4000
Max Installed Load	N	2000	2000	2000	2000	2000
Outside Diameter	mm	10.6	10.6	10.6	10.6	10.6
Min bend radius installation	mm	159	159	159	159	159
Min bend radius installed	mm	106	106	106	106	106
Crush Resistance installation	N/m	40000	40000	40000	40000	40000
Crush Resistance installed	N/m	40000	40000	40000	40000	40000
Installation Temp	°C	-5 to +50	-5 to +50	-5 to +50	-5 to +50	-5 to +50
Operating Temp	°C	-30 to +75	-30 to +75	-30 to +75	-30 to +75	-30 to +75
Storage Temp	°C	-30 to +75	-30 to +75	-30 to +75	-30 to +75	-30 to +75
Outer sheath		LSNH →				



Loose Tube SWA Cable		4 Core	8 Core	12 Core	16 Core	24 Core
Max Installation Load	N	1500	1500	1500	1500	1500
Max Installed Load	N	700	700	700	700	700
Outside Diameter	mm	9.6	9.6	9.6	9.6	9.6
Min bend radius installation	mm	144	144	144	144	144
Min bend radius installed	mm	96	96	96	96	96
Crush Resistance installation	N/m	30000	30000	30000	30000	30000
Crush Resistance installed	N/m	30000	30000	30000	30000	30000
Installation Temp	°C	-5 to +50	-5 to +50	-5 to +50	-5 to +50	-5 to +50
Operating Temp	°C	-30 to +75	-30 to +75	-30 to +75	-30 to +75	-30 to +75
Storage Temp	°C	-30 to +75	-30 to +75	-30 to +75	-30 to +75	-30 to +75
Outer sheath		LSNH →				

Excelerator Pre-Terminated Distribution Cables

Excelerator pre terminated distribution cables are constructed from customer defined multi core 900 micron, tight buffered distribution cable.

Standard options available are designed to meet most requirements and include choices of multimode and singlemode, core counts and connector style's.

Typically cables are terminated on both ends; the 'fan out' assembly will be staggered in groups of cores at 50mm intervals.

Unless specified otherwise the longest fan out will measure 1 metre from the gland assembly to tip of connector. The fan outs are protected by means of a transparent protection tube to which a ring style pulling eye is fixed to the pulling end of the cable assembly.

Unless requested all cables lengths are measured from tip to tip of connectors, where fan outs are staggered, this length is measured from longest fan out to longest fan out.

Assemblies are generally supplied with matched connectors at ends A and B, however Excel can supply mixed connector styles for example LC to SC if required.

Each cable is fitted with strain relief cable glands so that they may be fitted directly to the rear of an Excel Fibre Optic Patch Panels. A generic cable identification label is affixed to each end of the assembly 50 mm from the gland; customer specific labelling schemes can be applied on request.

Excelerator Pre-Terminated Distribution cables are extremely robust, yet compact and flexible in design. This together with the range of core counts, and connectivity available make them ideal for use as link from inside a patch panel, inside panel to consolidation points, or rack to rack links.

Also available in LT, CST and SWA - contact your local sales office for further details.

Features

- 8 core to 48 core
- 900 Micron Fanout Construction
- Multimode and Singlemode
- SC and LC connectivity
- LSOH outer sheath as standard
- Supplied with protective tube and pulling eye
- Alternative core counts, connectivity and sheath colours on request
- 25 Year System Warranty Available



Visit the online configurator at
excelerator.excel-networking.com
to build your cable.

Excelerator Pre-Terminated Break-out Cables



Excelerator pre terminated Break-out cables are constructed from customer defined 2mm Tight Buffered multi core fibre cable.

Standard cable assemblies are designed to offer a high degree of flexibility through available features and options and include choices of multimode and singlemode, core counts and connector style's allowing each cable to be manufactured to fit the exact application.

Typically cables are terminated on both ends via a 'fan out' assembly. Unless specified otherwise the fan out will measure 1 metre from the heatshrink to tip of connector. When delivered the fan outs are protected by means of a black mesh braid formed to include a ring style pulling eye at the pulling end of the cable assembly.

Unless requested all cables lengths are measured from tip to tip of connectors.

Assemblies are generally supplied with matched connectors at ends A and B, however Excel can supply mixed connector styles for example LC to SC if required.

A generic identification label is affixed to each end of the assembly 50 mm from the heatshrink; customer specific labelling schemes can be applied on request.

Excelerator Pre-Terminated Break-out cables are extremely robust, yet compact and flexible in design. This together with the range of core counts, and connectivity available make them ideal for use in direct patching applications from panel to switch blade, panel to server, or switch to server.

Features

- 8 core to 48 core
- 2.0mm Fanout Construction
- Multimode and Singlemode
- SC or LC connectivity
- LSOH outer sheath as standard
- Supplied with protective mesh sleeve
- Alternative core counts, connectivity and sheath colours on request
- 25 Year System Warranty Available

Visit the online configurator at
excelerator.excel-networking.com
to build your cable.

Excelerator Pre-Terminated Mini Break-out Cables

Excelerator pre terminated Break-out cables are constructed from customer defined 2mm Tight Buffered multi core fibre cable.

Standard cable assemblies are designed to offer a high degree of flexibility through available features and options and include choices of multimode and singlemode, core counts and connector style's allowing each cable to be manufactured to fit the exact application.

Typically cables are terminated on both ends with matched connectors at ends A and B, however Excel can supply mixed connector styles for example LC to SC if required.

As standard the length of each fan out for all core counts between 8 and 48 core cables is 1 metre +/- 50mm, whether 2.0mm diameter tight buffered cable or 900 micron tubes.

The 900 micron tubes are staggered in groups of 6 or 12 cores to aid with dressing within the fibre panels with the distance between each group being 35mm. They are protected by means of a transparent protection tube to which a ring style pulling eye is fixed to one end of the cable assembly. 2.0mm fan outs are constructed to the same length.

Unless requested all cables lengths are measured from tip to tip of connectors, where fan outs are staggered, this length is measured from longest fan out core to the longest fan out core.

Each cable is fitted with strain relief cable glands so that they may be fitted directly to the rear of an Excel Fibre Optic Patch Panels. A generic cable identification label is affixed to each end of the assembly 50 mm from the gland; customer specific labelling schemes can be applied on request.

Excelerator Pre-Terminated Mini Break-out cables are extremely compact, lightweight and robust. This together with the range of core counts, and connectivity available make them ideal for use as links from patch panel to equipment, patch panel to patch panel, patch panel to consolidation points, and rack to rack links.

Features

- 8 core to 48 core
- 2.0mm or 900 Micron Fanout Construction
- Multimode and Singlemode
- SC or LC connectivity
- Supplied with protective tube or sleeve if fanout is 900 micron
- Alternative core counts, connectivity and sheath colours on request
- LSOH outer sheath as standard
- 25 Year System Warranty Available



Visit the online configurator at
excelerator.excel-networking.com
to build your cable.



Enbeam LC Uniboot Patch Cords



Excel's Enbeam range of LC Uniboot patch cords provide excellent performance in a compact design, using 2mm round cable containing 2 x 600 micron diameter fibres, which are ideal in high density applications. These patch cords are available in two versions – standard uniboot and pull-tab version. Both versions allow for easy polarity changing.


Features

- LC Duplex Uniboot
- Easy polarity change
- Available in a choice of OM3, OM4 or OS2 bend-insensitive fibre
- 2mm diameter cable
- Low loss – excellent performance
- 25 Year System Warranty Available
- High Density

Length (Metres)	OM3	OM4	OS2
0.5	203-400	204-400	202-400
1	203-401	204-401	202-401
2	203-402	204-402	202-402
3	203-403	204-403	202-403
5	203-405	204-405	202-405
10	203-410	204-410	202-410
15	203-415	204-415	202-415
20	203-420	204-420	202-420

NEW
excel

Enbeam LC Uniboot HD Pull Tab Patch Cords



Excel's Enbeam range of LC HD Uniboot (Pull-Tab) patch cords provide excellent performance in a compact design, using 2mm round cable containing 2 x 600 micron diameter fibres, which are ideal in high density applications. The Pull-Tab allows for easy and convenient insertion and removal in high density panels. The Pull-Tab is removable by simply twisting it, and is rigid to allow for both mating and un-mating of the LC connector.

Features

- LC Duplex Uniboot - High Density
- Extended Push/Pull Removable Tab
- Easy polarity change
- 2mm diameter cable
- Available in a choice of OM3, OM4 or OS2 bend-insensitive fibre
- Low loss – excellent performance
- 25 Year System Warranty Available

Length (Metres)	OM3	OM4	OS2
0.5	203-500	204-500	202-500
1	203-501	204-501	202-501
2	203-502	204-502	202-502
3	203-503	204-503	202-503
5	203-505	204-505	202-505
10	203-510	204-510	202-510
15	203-515	204-515	202-515
20	203-520	204-520	202-520

NEW
excel

Enbeam Fibre Optic Patch Cords – Multimode 50/125µm OM4 – Heather Violet

Enbeam OM4 50/125µm duplex patch leads are manufactured from the highest quality 900µm buffer/jacket optical fibre, terminated with ceramic ferrule connectors. Each cable has strain relief boots to prolong and maintain performance levels of the assembly, transmit and receive ‘legs’ of each duplex cable are identified by means of a ring type cable marker, fixed to each end of the assembly. A short distance from these identification rings heat shrink is applied to maintain an easy to manage bonded two fibre cable. Finally a label containing a unique batch number is fixed to the centre of the cable for quality and traceability purposes.

Features

- Choice of connectors available
- Factory terminated under ISO9001 quality control procedures
- Batch Number Tracking
- Individually tested (test certificate included with each cable)
- Individually bagged and labelled
- 25 Year System Warranty Available



Length (Metre)	SC-SC Duplex	LC-LC Duplex	LC-SC Duplex
1	204-338	204-330	204-334
2	204-339	204-331	204-335
3	204-340	204-332	204-336
5	204-341	204-333	204-337
10		204-352	



Enbeam Fibre Optic Patch Cords – Multimode 50/125µm OM3 – Aqua

The Enbeam range of patch cords are constructed from high quality connectors and 50/125µm OM3 grade cable. Each cable has a short strain relief boot and is supplied with a test report detailing insertion loss. All of the patch cords come with an LSOH aqua sheath and are individually bagged and labelled.



Length (Metre)	ST-ST Duplex	SC-SC Duplex	ST-SC Duplex	LC-LC Duplex	LC-SC Duplex	LC-ST Duplex
1	200-001	200-005	200-013	200-043	200-054	200-062
2	200-002	200-006	200-014	200-044	200-055	200-063
3	200-003	200-007	200-015	200-046	200-056	200-064
5	200-004	200-008	200-016	200-048	200-057	200-070
10	-	200-009	200-017	200-050	200-058	200-071
15	-	200-011	200-018	200-052	200-059	200-073
20	-	200-012	200-019	200-053	200-061	200-075
30	-	-	-	202-176	-	-

Enbeam Fibre Optic Patch Cords – Multimode 50/125µm OM2 – Orange

The Enbeam range of patch cords are constructed from high quality connectors and 50/125µm OM2 grade cable. Each cable has a short strain relief boot and is supplied with a test report detailing insertion loss. All of the patch cords come with an LSOH orange sheath and are individually bagged and labelled.

- 2.8mm Outside Diameter



Length (Metre)	ST-ST Duplex	SC-SC Duplex	ST-SC Duplex
0.5	202-197	202-191	-
1	200-200	200-224	200-216
2	200-202	200-226	200-218
3	200-204	200-228	200-220
5	200-206	200-229	200-222
10	200-209	200-236	200-227
15	200-286	200-237	200-219
20	200-287	200-238	-
30	202-200	202-194	-



Length (Metre)	LC-LC Duplex	LC-SC Duplex	LC-ST Duplex
0.5	202-171	202-178	202-184
1	200-168	200-172	200-176
2	200-169	200-173	200-177
3	200-170	200-174	200-178
5	200-171	200-175	200-179
10	200-265	200-093	200-180
15	200-266	200-094	-
20	200-267	200-095	200-533
30	202-174	202-181	202-187

SOMETHING DIFFERENT?
excel

For cables not shown, call our sales team. We offer a fast turnaround service for different coloured cables, connector types and lengths

Enbeam Fibre Optic Patch Cords – Multimode 62.5/125µm OM1 – Grey

The Enbeam range of patch cords are constructed from high quality connectors and 62.5/125µm OM1 grade cable. Each cable has a short strain relief boot and is supplied with a test report detailing insertion loss. All of the patch cords come with an LSOH grey sheath and are individually bagged and labelled.

- 2.8mm Outside Diameter



Length (Metre)	ST-ST Duplex	SC-SC Duplex	ST-SC Duplex
0.5	202-196	202-190	-
1	200-290	200-500	200-600
2	200-300	200-510	200-610
3	200-310	200-520	200-620
5	200-320	200-530	200-630
10	200-324	200-524	200-634
15	200-326	200-525	200-635
20	200-329	200-526	200-636
30	202-199	202-193	-



Length (Metre)	LC-LC Duplex	LC-SC Duplex	LC-ST Duplex
0.5	202-170	202-177	202-183
1	200-181	200-185	200-189
2	200-182	200-186	200-190
3	200-183	200-187	200-191
5	200-184	200-188	200-192
10	202-000	202-003	202-006
15	202-001	202-004	202-007
20	202-002	-	202-008
30	202-173	202-180	202-186

Enbeam Fibre Optic Patch Cords – Singlemode 9/125µm OS2

The Enbeam range of patch cords are constructed from high quality connectors and 9/125µm OS2 grade cable. Each cable has a short strain relief boot and is supplied with a test report detailing insertion loss. All of the patch cords come with an LSOH yellow sheath and are individually bagged and labelled.



Length (Metre)	ST/APC-ST/APC Duplex	SC/APC-SC/APC Duplex	ST/APC-SC/APC Duplex	LC/APC-LC/APC Duplex
0.5	202-198	202-192	-	202-172
1	200-251	200-261	200-255	200-678
2	200-252	200-262	200-256	200-680
3	200-253	200-263	200-257	200-682
5	200-254	200-264	200-259	200-684
10	200-107	200-102	200-268	200-201
15	200-108	200-103	200-105	200-203
20	200-109	200-104	200-106	200-205
30	202-201	202-195	-	202-175



Length (Metre)	LC/APC-SC/APC Duplex	LC/APC-ST/APC Duplex	FC/APC-FC/APC Duplex
0.5	202-179	202-185	-
1	200-686	200-694	200-501
2	200-688	200-696	200-502
3	200-690	200-698	200-503
5	200-692	200-699	200-504
10	200-098	200-099	200-505
15	200-097	200-100	-
20	200-096	200-101	-
30	202-182	202-188	-



Length (Metre)	SC/APC - SC/APC Duplex	SC/APC - ST/APC Duplex	SC/APC - LC/APC Duplex
1	201-001	201-021	201-041
2	201-002	201-022	201-042
3	201-003	201-023	201-043
5	201-005	201-025	201-045
10	201-010	201-030	-

Enbeam Fibre Patch Cords – Singlemode 9/125µm OS2 - G657

The Enbeam range of patch cords are constructed from high quality connectors and G657 bend insensitive 9/125µm OS2 grade cable. Each cable has a short strain relief boot and is supplied with a test report detailing insertion loss. All of the patch cords come with a blue outer sheath and are individually bagged and labelled.

Features

- G657 Bend Insensitive Fibre
- Blue Outer Sheath
- 2.0mm cable



Length (metre)	SC-SC Duplex	LC-SC Duplex	LC-LC Duplex	SC-SC Simplex	LC-SC Simplex	SC-SC (APC) Simplex
1	200-953	200-958	200-963	200-968	200-973	200-978
2	200-954	200-959	200-964	200-969	200-974	200-979
3	200-955	200-960	200-965	200-970	200-975	200-980
5	200-956	200-961	200-966	200-971	200-976	200-981
10	200-957	200-962	200-967	200-972	200-977	200-982

Enbeam Pigtaills – 62.5/125µm OM1, 50/125µm OM2/OM3/OM4 & 9/125µm OS2

The Enbeam range of pigtaills are constructed from high quality connectors and 62.5/125µm OM1, 50/125µm OM2, 50/125µm OM3, 50/125µm OM4 and 9/125µm OS1 & OS2 grade cables. Each cable has a short strain relief boot and is supplied with a test report detailing insertion loss.



Pigtail Type	OM1	OM2	OM3	OM4	OS1&OS2
ST	200-556	200-557	200-577	-	200-576
SC	200-552	200-553	200-555	204-351	200-554
LC	200-558	200-559	200-560	204-350	200-561
FC	-	-	-	-	200-563
SC/APC	-	-	-	-	200-562

Enbeam LC Pigtail 12 Colour Packs



Excel multimode fibre optic pigtails are manufactured from the highest quality 900 micron optical fibre, terminated with ceramic ferrule connectors of various types. To assist in fast cable preparation and splicing semi tight buffered, easy strip, cable is used as standard. Cable preparation, termination and testing is carried out to strictly managed procedures in an Excel approved, ISO9001 registered manufacturing facility. Each pigtail has a strain relief boot to prolong and maintain performance levels of the assembly. A short distance from the connector a label containing a unique batch number is fixed to cable for quality and traceability purposes.



Features

- Packaged on a cardboard reel
- Colours as defined with TIA 598 (Blue, Orange, Green, Brown, Slate, White, Red, Black, Yellow, Violet, Rose & Aqua)
- Choice of lengths
- Choice of connectors
- Each cable is individually bagged and labelled
- Test Certificate with each cable
- RoHS Compliant

**RANGE
EXTENDED**
excel

Length (m)	OM3 LC Pigtail 50/125	OM4 LC Pigtail 50/125	OS2 LC Pigtail 9/125
0.5m - 12 Colour Pack	200-578	204-322	200-565
1m - 12 Colour Pack	200-546	200-547	200-548
2m - 12 Colour Pack	200-603	200-604	200-602

Enbeam Fibre Optic Connectors – ST, SC, LC and FC

The STII and SC single piece connectors are designed for quick and easy termination either on-site or in the factory. Suitable for use with both loose tube and tight buffered cable, can be used with the cold cure termination system detailed in this section.

Strain relief boots are included, yellow for singlemode and black for multimode. By using the Excel SC Duplex Clip, two SC Simplex Connectors can be joined to form a single SC Duplex Connector.

The LC Connector is becoming the Small Form Factor (SFF) of choice. Occupying half the space of a duplex SC Connector, this product is ideal for high density applications such as Data Centres and Server Farms.

The FC connectors are designed for quick and easy termination either on-site or in the factory. Suitable for use with both loose tube and tight buffered cable, can be used with the cold cure termination system detailed in this section.

Features

- Individually bagged
- Highest quality ceramic ferrule
- Both 900µm pigtail and 2 or 3mm cable boots included
- Simplex and Duplex options in SC and LC
- 25 Year System Warranty Available
- Choice of category & colour



ST Connectors	
ST II Simplex Connector, Singlemode	200-319
ST II Simplex Connector, Multimode	200-330
ST II Simplex Connector, Multimode (Pack of 100)	200-330-100
SC Connectors	
SC Simplex Connector, Singlemode - Blue	200-361
SC Simplex Connector, Multimode - Beige	200-358
SC Simplex Connector, Multimode - Beige (Pack of 100)	200-358-100
SC Simplex Connector, Multimode - Aqua	200-358-AQ
SC Simplex Connector, Multimode – Heather Violet	200-358-VT
LC Simplex Connectors	
LC Simplex Connector, Singlemode - Blue	200-351
LC Simplex Connector, Multimode - Beige	200-353
LC Simplex Connector, Multimode - Beige (Pack of 100)	200-353-100
LC Simplex Connector, Multimode - Aqua	200-353-AQ
LC Simplex Connector, Multimode – Heather Violet	200-353-VT
LC Duplex Connector	
LC Duplex Connector, Singlemode - Blue	200-349
LC Duplex Connector, Multimode - Beige	200-352
LC Duplex Connector, Multimode - Aqua	200-352-AQ
LC Duplex Connector, Multimode – Heather Violet	200-352-VT

FC Simplex Connector

FC Simplex Connector, Singlemode	200-302
FC Simplex Connector, Multimode	200-301

SC Duplex Clip

SC Duplex Clip - Beige	200-367
SC Duplex Clip - Blue	200-367-BL
SC Duplex Clip - Aqua	200-367-AQ
SC Duplex Clip – Heather Violet	200-367-VT

Enbeam Fibre Optic Adaptors – ST and SC



ST-SC Adaptors

ST to SC Adaptors are used to match cables or assemblies with different connectors, can be used either in-line or mounted in patch panels or faceplates.



ST-ST Adaptors

Standard construction ST in-lines available in either multimode or singlemode.



SC Adaptors

SC adaptors, available in both Simplex and Duplex, can be mounted in panels or wall plates and are suitable for use with both Simplex and Duplex SC connectors. In an extension to the range, Angled Polish (APC) style are now also available.



ST-SC Adaptors	Part Number
ST-SC Duplex Adaptor	200-735
ST-ST Adaptors	
ST Standard Adaptor, Locknut and Black ID Ring	200-350
ST Singlemode Bulkhead Adaptor	200-350-SM
SC Adaptors	
SC Simplex Adaptor, Multimode - Beige	200-570
SC Simplex Adaptor, Multimode - Violet	201-130
SC Duplex Adaptor, Multimode - Beige	200-365
SC Duplex Adaptor, Multimode - Violet	201-131
SC Simplex Adaptor, Singlemode - Blue	200-571
SC Duplex Adaptor, Singlemode - Blue	200-366
SC Simplex Adaptor, Multimode - Aqua	201-135
SC Duplex Adaptor, Multimode - Aqua	201-136
SC Duplex Flangeless Adaptor Multimode - Ivory*	200-370
SC Duplex Flangeless Adaptor Singlemode - Blue*	200-372
SC Duplex Flangeless Adaptor Multimode - Aqua*	201-140
SC Duplex Flangeless Adaptor Multimode - Violet*	201-139
SC/APC Adaptors	
SC/APC Simplex Adaptor, Singlemode - Green	200-566
SC/APC Duplex Adaptor, Singlemode - Green	200-567

Enbeam Fibre Optic Adaptors – LC and FC


LC Adaptors

The Excel LC adaptor is a polymer body through coupler with RJ45/SC Simplex footprint.

FC Adaptors

FC Adaptors are used to match cables or assemblies with different connectors, can be used either in-line or mounted in patch panels or faceplates.

Alignment Sleeve: Multimode - Phosphor Bronze
Singlemode - Ceramic (Zirconia)



200-364

200-389



200-390



LC Adaptors	
LC Duplex Adaptor, Multimode	200-363
LC Duplex Adaptor, Multimode - Rose	201-132
LC Duplex Adaptor, Singlemode	200-364
LC Quad Adaptor, Multimode	200-568
LC Quad Adaptor, Multimode - Rose	201-133
LC Quad Adaptor, Singlemode	200-569
LC Duplex Adaptor, Multimode - Aqua	201-137
LC Quad Adaptor, Multimode - Aqua	201-138
LC Quad Flangeless Adaptor Multimode*	200-579
LC Quad Flangeless Adaptor Singlemode*	200-580
LC Quad Flangeless Adaptor Multimode - Violet*	201-141
LC Quad Flangeless Adaptor Multimode - Aqua*	201-142
LC/APC Adaptors	
LC/APC Duplex Adaptor, Singlemode	200-364-LCAPC
FC Adaptors	
FC Multimode Adaptor	200-389
FC Singlemode Adaptor	200-390

**RANGE
EXTENDED**
excel

* Use Flangeless SC Duplex and LC Quad adaptors when fitting into a sliding draw ball-bearing runner, Excel Enbeam Patch Panel.

Enbeam Splice Management



The Enbeam Enhanced fibre splice holder, is a high quality plastic housing with an easy place / lift off lid. The unit is design for up to 24-way installations. The unit can be used in several applications and has a self-adhesive fixing pad on the base, making it perfect for both horizontal and vertical fitting.


NEW
excel

Features

- Dimensions: Width 87mm x Depth 40mm x Height 15mm
- Intended for use with 2mm x 45mm splice protectors. (part number 200-397)

Description	Part Number
Enbeam Enhanced Splice Holder	200-396
Enbeam 2mm x 45mm Splice Protector	200-397

Enbeam Splice Bridge and Protector



A compact 12 way Splice Bridge which provides an effective means to store up to 12 Fusion Splice Protectors. Ideal for use in patch panels or wall enclosures. The bridge can be fixed to any flat clean surface using the self adhesive pads on the base.

Description	Part Number
Enbeam 12 Way Splice Bridge	200-391
Enbeam Splice Protectors (Clear) 3mm x 61mm	200-398
Enbeam Splice Protectors (Clear) 3mm x 45mm	200-399
Enbeam Splice Protectors (Clear) 2mm x 45mm	200-397

Enbeam Splice Cassette



The Enbeam splice cassette offers excellent fibre management and protection for up to 24 fibres. Ideal for both primary and secondary-coated fibre. Holds up to 24no 3mm diameter splice protectors (either 61mm or 45mm long). Comes complete with clear lid, label and self-adhesive pads for secure location. These splice cassettes are also stackable and clip together with a hinge to allow easy access to the lower cassettes.

NEW
excel

Description	Part Number
Enbeam 24 Fibre Splice Cassette with Lid	200-400

Excel Mixed Use Patch Panel Frames

The Excel Mixed Use Panel accepts either and/or both copper and fibre modules. The ability to have fibre and copper presented in one panel offers flexibility in the installation, reduces required rack space and provides future proofing in system design. Useful in the extremes of installations from data centres where the mixed use panel may aid separation of the routes of cabling, to a remote wall box that has a small number of fibre and copper links, the Mixed Use panel will suit any environment. The construction of the panel has a chrome colour finish and may be used for either screened or unscreened copper cabling and LC or MTP fibre connectivity.

A 4 or 8 module Mixed Use panel is available, both using 1U of rack space.

Features

- 4 & 8 Module Capacity Patch Panel Frames
- 1U of Rack Space
- Accepts Copper & Fibre Modules
- Toolless assembly and module fitting

Description	Part Number
Excel 1U Mixed Use Patch Panel Frames - 4 Module - Unloaded	100-230
Excel 1U Mixed Use Patch Panel Frames - 8 Module - Unloaded	100-231
Excel 1U Blanks for Mixed Use Panel - Black - 5 Pack	100-232



Enbeam 6 Port Duplex LC Fibre Module

Enbeam 6 Port Duplex (12 Fibre) LC Modules are available with Multimode and Singlemode adapters. Manufactured from high impact flame retardant plastic the modules are fitted with LC duplex adapters and an internal management wheel to store the slack fibre. The incoming cable is introduced to the module through a split rubber grommet and secured with a cable tie on the inside.

After termination the module is simply fitted to one of the compatible Excel Mixed Use Patch Panels permitting different categories of Fibre and Copper to be presented on the same panel without interference. The modules are easily fitted and removed from the rear of the patch panel by activating release latches.



Features

- 6 Port Duplex LC (12 Fibre) Module
- 4 & 8 Module Patch Panels Frames
- OM3, OM4 & OS2 Versions
- Toolless assembly and patch panel fitting
- Compatible with Excel Mixed Use Panel
- 25 Year System Warranty Available
- Split grommet cable entry

Description	Part Number
Enbeam 6 Port (12 Fibre) OM3 LC Module	201-600
Enbeam 6 Port (12 Fibre) OM4 LC Module	201-601
Enbeam 6 Port (12 Fibre) OS2 LC Module	201-602



Enbeam 6 Port Duplex MTP Fibre Module



Enbeam 6 Port Duplex (12 Fibre) MTP Modules are available with Multimode and Singlemode adapters. Manufactured from high impact flame retardant plastic the modules are fitted with LC duplex adapters to the front of the module and MTP to the rear, an internal management wheel stores the slack fibre.

After termination the module is simply fitted to one of the compatible Excel Mixed Use Patch Panels permitting different categories of Fibre and Copper to be presented on the same panel without interference.

The modules are easily fitted and removed from the rear of the patch panel by activating release latches.

Features

- 6 Port Duplex MTP (12 Fibre) Module
- OM3, OM4 & OS2 Versions
- Compatible with Excel Mixed Use Panel
- MTP adapter in rear of module
- 4 & 8 Module Patch Panels Frames
- Toolless assembly and patch panel fitting
- 25 Year System Warranty Available

Description	Part Number
Enbeam 6 Port Duplex (12 Fibre) OM3 LC to MTP Module	201-610
Enbeam 6 Port Duplex (12 Fibre) OM4 LC to MTP Module	201-611
Enbeam 6 Port Duplex (12 Fibre) OS2 LC to MTP Module	201-612
Compatible Patch Panel Frames	
Excel 1U Mixed Use Patch Panel Frame - 4 Module - Unloaded	100-230
Excel 1U Mixed Use Patch Panel Frame - 8 Module - Unloaded	100-231

Enbeam Fibre Optic Patch Panels

Excel's Enbeam enhanced range of fibre optic patch panels offer many improvements, additional features and extended range options. The new sliding drawer features ball-bearing runners for smooth operation and rigidity. Finger pulls are included on the front panel.

The use of recessed, flangeless, adaptors creates increased space for port and panel labelling, and makes the panel facia more aesthetically pleasing. Also, new to the range is the optional patch cord management bar with hinged front plate for ease of access. Behind the front plate is a full width/full height labelling field. The management bar is easily attached and removed as required with 4 screws (provided).

The new range offers ST, SC and LC versions, both singlemode and multimode. The SC and LC multimode panels are available with beige, aqua or heather violet adaptors as required for OM1, OM2, OM3 and OM4 fibre types and Blue for OS2 connectivity

The LC versions have a maximum capacity of 96 fibres (24 quad adaptors). All panels are supplied with a fitting kit which includes mountings, cage nuts & screws, glands, cable ties and our new 24-way splice holder.


Further options include splice cassettes and pigtails pre-installed. The pigtails are supplied in 12 colours pre-loaded into cassettes according to TIA 598 colour code standard.

Features

- Ball-bearing sliding drawer for smooth operation
- Recessed (flangeless) adaptors provide larger labelling field
- Optional patch cord management bar with additional labelling options
- Extended range – OS2, OM3 and OM4
- Blue (OS2), Aqua (OM3) and Violet (OM4) adaptors
- High quality zirconia ceramic alignment sleeves
- Options for pre-loaded splice cassettes
- Options for pre-loaded 12-colour pigtails
- Full installation kit included
- New 24-way splice holders included
- Ideal for splicing and pre-terminated cables
- Excel 25-year System Warranty Available



For further product details please see the next page



Description	Part Number	Colour	Adaptors	P/Tails	Cassettes
ST Singlemode					
Enbeam 24 Way SM Fibre Panel -4 ST 4F	200-427	N/A	4	0	0
Enbeam 24 Way SM Fibre Panel -8 ST 8F	200-428	N/A	8	0	0
Enbeam 24 Way SM Fibre Panel -12 ST 12F	200-429	N/A	12	0	0
Enbeam 24 Way SM Fibre Panel -16 ST 16F	200-430	N/A	16	0	0
Enbeam 24 Way SM Fibre Panel -24 ST 24F	200-431	N/A	24	0	0
ST Multimode					
Enbeam 24 Way MM Fibre Panel -4 ST 4F	200-377	N/A	4	0	0
Enbeam 24 Way MM Fibre Panel -8 ST 8F	200-378	N/A	8	0	0
Enbeam 24 Way MM Fibre Panel -12 ST 12F	200-379	N/A	12	0	0
Enbeam 24 Way MM Fibre Panel -16 ST 16F	200-382	N/A	16	0	0
Enbeam 24 Way MM Fibre Panel -24 ST 24F	200-384	N/A	24	0	0



Description	Part Number	Colour	Adaptors	P/Tails	Cassettes
SC DX Singlemode OS2 - Colour Coded Adaptors					
Enbeam 24 Way SM Fibre Panel -4 SC DX 8F	200-480	Blue	4	0	0
Enbeam 24 Way SM Fibre Panel -6 SC DX 12F	200-481	Blue	6	0	0
Enbeam 24 Way SM Fibre Panel -8 SC DX 16F	200-482	Blue	8	0	0
Enbeam 24 Way SM Fibre Panel -12 SC DX 24F	200-483	Blue	12	0	0
Enbeam 24 Way SM Fibre Panel -24 SC DX 48F	200-411	Blue	24	0	0
SC DX Multimode - OM1/OM2					
Enbeam 24 Way MM Fibre Panel -4 SC DX 8F	200-401	Beige	4	0	0
Enbeam 24 Way MM Fibre Panel -6 SC DX 12F	200-405	Beige	6	0	0
Enbeam 24 Way MM Fibre Panel -8 SC DX 16F	200-406	Beige	8	0	0
Enbeam 24 Way MM Fibre Panel -12 SC DX 24F	200-407	Beige	12	0	0
Enbeam 24 Way MM Fibre Panel -24 SC DX 48F	200-408	Beige	24	0	0
SC DX OM3 - Colour Coded Adaptors					
Enbeam 24 Way OM3 Fibre Panel -12 SC DX 24F	203-530	Aqua	12	0	0
Enbeam 24 Way OM3 Fibre Panel -24 SC DX 48F	203-532	Aqua	24	0	0

Description	Part Number	Colour	Adaptors	P/Tails	Cassettes
SC DX OM4 - Colour Coded Adaptors					
Enbeam 24 Way OM4 Fibre Panel -12 SC DX 24F	204-530	Violet	12	0	0
Enbeam 24 Way OM4 Fibre Panel -24 SC DX 48F	204-532	Violet	24	0	0
SC SX Singlemode - OS2					
Enbeam 24 Way SM Fibre Panel -12 SC SX 12F	200-484	Blue	12	0	0
Enbeam 24 Way SM Fibre Panel -24 SC SX 24F	200-485	Blue	24	0	0
SC SX Multimode - OM1/OM2					
Enbeam 24 Way MM Fibre Panel -12 SC SX 12F	200-486	Beige	12	0	0
Enbeam 24 Way MM Fibre Panel -24 SC SX 24F	200-487	Beige	24	0	0



Description	Part Number	Colour	Adaptors	P/Tails	Cassettes
LC DX & LC QD Singlemode OS2 - Colour Coded Adaptors					
Enbeam 24 Way SM Fibre Panel -4 LC DX 8F	200-470	Blue	4	0	0
Enbeam 24 Way SM Fibre Panel -8 LC DX 16F	200-472	Blue	8	0	0
Enbeam 24 Way SM Fibre Panel -12 LC DX 24F	200-474	Blue	12	0	0
Enbeam 24 Way SM Fibre Panel -24 LC DX 48F	200-476	Blue	24	0	0
Enbeam 24 Way SM Fibre Panel -24 LC QD 96F	200-488	Blue	24	0	0
LC DX & LC QD Multimode - OM1/OM2					
Enbeam 24 Way MM Fibre Panel -4 LC DX 8F	200-460	Beige	4	0	0
Enbeam 24 Way MM Fibre Panel -8 LC DX 6F	200-462	Beige	8	0	0
Enbeam 24 Way MM Fibre Panel -12 LC DX 24F	200-464	Beige	12	0	0
Enbeam 24 Way MM Fibre Panel -24 LC DX 48F	200-466	Beige	24	0	0
Enbeam 24 Way MM Fibre Panel -24 LC QD 96F	200-489	Beige	24	0	0
LC DX OS2 & OS2/APC - OS2 - Colour Coded Adaptors					
Enbeam 24 Way OS2 Fibre Panel -24 LC DX 48F+P/Tail&Cass	201-620	Blue	24	48	2
Enbeam 24 Way OS2 Fibre Panel 24 LC DX 48F+Cassette	201-624	Blue	24	0	2
Enbeam 24 Way OS2 Fibre Panel -24 LC APC DX 48F+P/Tail&Cass	201-621	Green	24	48	2
Enbeam 24 Way OS2 Fibre Panel 24 LC APC DX 48F+Cassette	201-625	Green	24	0	2
LC DX OM3 - Colour Coded Adaptors					
Enbeam 24 Way OM3 Fibre Panel -24 LC DX 48F+P/Tail &Cass	201-622	Aqua	24	48	2
Enbeam 24 Way OM3 Fibre Panel 24 LC DX 48F+Cassette	201-626	Aqua	24	0	2
Enbeam 24 Way OM3 Fibre Panel -12 LC DX 24F	203-540	Aqua	12	0	0
Enbeam 24 Way OM3 Fibre Panel -24 LC DX 48F	203-542	Aqua	24	0	0
Enbeam 24 Way OM3 Fibre Panel -12 LC DX Shuttered 24F	203-550	Aqua	12	0	0



Description	Part Number	Colour	Adaptors	P/Tails	Cassettes
LC DX OM4 - Colour Coded Adaptors					
Enbeam 24 Way OM4 Fibre Panel -24 LC DX 48F+P/Tail &Cass	201-623	Violet	24	48	2
Enbeam 24 Way OM4 Fibre Panel 24 LC DX 48F+Cassette	201-627	Violet	24	0	2
Enbeam 24 Way OM4 Fibre Panel -12 LC DX 24F	204-540	Violet	12	0	0
Enbeam 24 Way OM4 Fibre Panel -24 LC DX 48F	204-542	Violet	24	0	0
Enbeam 24 Way OM4 Fibre Panel -12 LC DX Shuttered 24F	204-550	Violet	12	0	0
Enbeam 24 Way OM4 Fibre Panel -24 LC DX Shuttered 48F	204-552	Violet	24	0	0



Description	Part Number	Colour	Adaptors	P/Tails	Cassettes
Empty Panels					
Enbeam 24 Way ST/FC SX Fibre Panel - Empty	200-950	N/A	N/A	0	0
Enbeam 24 Way SCDX/LCQD Fibre Panel -Empty	200-951	N/A	N/A	0	0
Enbeam 24 Way SC SX/LC DX Fibre Panel -Empty	200-952	N/A	N/A	0	0

Enbeam Patch Cord Manager



Enbeam optional patch cord management bar with hinged front plate for ease of access. Behind the front plate is a full width/full height labelling field. This management bar is easily attached and removed as required with 4 xrews (provided).

Description	Part Number
Excel 1U Front Management bar with label holder - Black	203-525

Enbeam Fibre Panel – 1U 12-cassette High Density

The Enbeam 1U 19" HD panel provides an expandable and innovative cassette based patching solution. The panel offers a capacity of 12 cassettes, each containing 12 fibres, with either LC or MTP presentation. A variety of cassettes are offered providing a highly flexible system and all cassettes can be mixed and matched as required.

Options include LC splice cassettes, LC-MTP cassettes and MTP pass-through panels (offering up to 576 fibres in 1U). LC cassettes are offered with singlemode (blue), OM3 (aqua) or OM4 (violet) adaptors. The cassettes can be spliced or pre-terminated.

The panel also offers full and innovative patch cord management to the front and cable management to the rear.

Features

- 1U 19" High Density – 144 Fibre Capacity
- Variety of cassette options
- LC & MTP cassette options
- Pre-termination options
- Flexible patch lead and cable management
- 25 Year System Warranty available



Description	Part Number
Enbeam 1U 144C HD Cassette Fibre Optic Panel	208-100

Related Product Information

Description	Part Number
Enbeam HD 6P-12F-LC-OS2 Cassette with adaptors	208-105
Enbeam HD 6P-12F-LC-OM3 Cassette with adaptors	208-106
Enbeam HD 6P-12F-LC-OM4 Cassette with adaptors	208-107
Enbeam HD 6P-12F-LC-OS2 Cassette with adaptors & pigtails	208-108
Enbeam HD 6P-12F-LC-OM3 Cassette with adaptors & pigtails	208-109
Enbeam HD 6P-12F-LC-OM4 Cassette with adaptors & pigtails	208-110
Enbeam HD 6P-12F LC-MTP OS2 Cassette – loaded (standard)	208-111
Enbeam HD 6P-12F LC-MTP OS2 Cassette – loaded (MOD 1)	208-111-MOD1
Enbeam HD 6P-12F LC-MTP OS2 Cassette – loaded (MOD2)	208-111-MOD2
Enbeam HD 6P-12F LC-MTP OM3 Cassette – loaded (standard)	208-112
Enbeam HD 6P-12F LC-MTP OM3 Cassette – loaded (MOD 1)	208-112-MOD1
Enbeam HD 6P-12F LC-MTP OM3 Cassette – loaded (MOD2)	208-112-MOD2
Enbeam HD 6P-12F LC-MTP OM4 Cassette – loaded (standard)	208-113
Enbeam HD 6P-12F LC-MTP OM4 Cassette – loaded (MOD 1)	208-113-MOD1
Enbeam HD 6P-12F LC-MTP OM4 Cassette – loaded (MOD2)	208-113-MOD2
Enbeam HD 4P MTP Coupler Cassette – Aligned Key - Multimode	208-114
Enbeam Magnetic Patch Cord Manager (6pcs)	208-115
Enbeam HD 4P MTP Coupler Cassette – Key-Up/Key-Down - Singlemode	208-116
Enbeam Magnetic Splice Protectors (PK100)	208-117

NEW
excel

Enbeam High Density LC-MTP HD 6-Port Cassette

The Enbeam LC-MTP High-Density cassette is designed for the Enbeam HD 1U panel, which has a capacity for 12 cassettes, offering up to 144 fibres per 1U. A range of cassettes are offered and can be mixed and matched as required to offer a highly dense and flexible system for both LC and MTP connectivity.

The LC – MTP cassettes come complete with LC Adaptors at the front and MTP couplers at the rear, with an MTP-LC fan-out fibre assembly installed & factory tested. The cassettes are available in OS2 (Angled MTP), OM3 and OM4, configured standard or MOD 1 or MOD2. See the part number table below for all options.

The cassettes can be inserted into the panel from the front or the rear and feature 2 physical stops, one installed and one for patching.

The panel also offers full and innovative patch cord management to the front and cable management to the rear.

Features

- High Density 6-port LC-MTP cassette
- MTP – US-Conec Elite connectors
- OS2 MTP – Angled
- Standard, MOD1 and MOD2 versions
- Part of the Enbeam HD panel system
- OS2, OM3 and OM4 options
- 25 Year System Warranty available

Description	Part Number
Enbeam HD 6P-12F LC-MTP OS2 Cassette – loaded (standard)	208-111
Enbeam HD 6P-12F LC-MTP OS2 Cassette – loaded (MOD 1)	208-111-MOD1
Enbeam HD 6P-12F LC-MTP OS2 Cassette – loaded (MOD2)	208-111-MOD2
Enbeam HD 6P-12F LC-MTP OM3 Cassette – loaded (standard)	208-112
Enbeam HD 6P-12F LC-MTP OM3 Cassette – loaded (MOD 1)	208-112-MOD1
Enbeam HD 6P-12F LC-MTP OM3 Cassette – loaded (MOD2)	208-112-MOD2
Enbeam HD 6P-12F LC-MTP OM4 Cassette – loaded (standard)	208-113
Enbeam HD 6P-12F LC-MTP OM4 Cassette – loaded (MOD 1)	208-113-MOD1
Enbeam HD 6P-12F LC-MTP OM4 Cassette – loaded (MOD2)	208-113-MOD2

Related Product Information

Description	Part Number
Enbeam 1U 144C HD Cassette Fibre Optic Patch Panel	208-100
Enbeam HD 6P-12F-LC-OS2 Cassette with adaptors	208-105
Enbeam HD 6P-12F-LC-OM3 Cassette with adaptors	208-106
Enbeam HD 6P-12F-LC-OM4 Cassette with adaptors	208-107
Enbeam HD 6P-12F-LC-OS2 Cassette with adaptors & pigtails	208-108
Enbeam HD 6P-12F-LC-OM3 Cassette with adaptors & pigtails	208-109
Enbeam HD 6P-12F-LC-OM4 Cassette with adaptors & pigtails	208-110
Enbeam HD 4P MTP Coupler Cassette – Aligned Key - Multimode	208-114
Enbeam Magnetic Patch Cord Manager (6pcs)	208-115
Enbeam HD 4P MTP Coupler Cassette – Key-Up/Key-Down - Singlemode	208-116
Enbeam Magnetic Splice Protectors (PK100)	208-117

NEW
excel

Enbeam High Density LC HD 6-Port Cassette

The Enbeam LC High-Density cassette is designed for the Enbeam HD 1U panel, which has a capacity for 12 cassettes, offering up to 144 fibres per 1U. A range of cassettes are offered and can be mixed and matched as required to offer a highly dense and flexible system for both LC and MTP connectivity.

The LC cassettes can be spliced (12 magnetic splice protectors are included), direct terminated or pre-terminated offering a truly plug-n-play solution. The cassettes can be supplied with or without pigtails. See the part number table below for all options. The pigtails (if supplied) are 12-colours and loaded to TIA 598 colour standard.

The cassettes can be inserted into the panel from the front or the rear and feature 2 physical stops, one installed and one for patching.

The panel also offers full and innovative patch cord management to the front and cable management to the rear.

Features

- High Density 6-port LC cassette
- Complete with splice protectors
- Can be spliced or direct terminated
- Pre-termination options
- Part of the Enbeam HD panel system
- OS2, OM3 and OM4 options
- 25 Year System Warranty Available



Description	Part Number
Enbeam HD 6P-12F-LC-OS2 Cassette with adaptors	208-105
Enbeam HD 6P-12F-LC-OM3 Cassette with adaptors	208-106
Enbeam HD 6P-12F-LC-OM4 Cassette with adaptors	208-107
Enbeam HD 6P-12F-LC-OS2 Cassette with adaptors & pigtails	208-108
Enbeam HD 6P-12F-LC-OM3 Cassette with adaptors & pigtails	208-109
Enbeam HD 6P-12F-LC-OM4 Cassette with adaptors & pigtails	208-110

Related Product Information

Description	Part Number
Enbeam 1U 144C HD Cassette Fibre Optic Patch Panel	208-100
Enbeam HD 6P-12F LC-MTP OS2 Cassette – loaded (standard)	208-111
Enbeam HD 6P-12F LC-MTP OS2 Cassette – loaded (MOD 1)	208-111-MOD1
Enbeam HD 6P-12F LC-MTP OS2 Cassette – loaded (MOD2)	208-111-MOD2
Enbeam HD 6P-12F LC-MTP OM3 Cassette – loaded (standard)	208-112
Enbeam HD 6P-12F LC-MTP OM3 Cassette – loaded (MOD 1)	208-112-MOD1
Enbeam HD 6P-12F LC-MTP OM3 Cassette – loaded (MOD2)	208-112-MOD2
Enbeam HD 6P-12F LC-MTP OM4 Cassette – loaded (standard)	208-113
Enbeam HD 6P-12F LC-MTP OM4 Cassette – loaded (MOD 1)	208-113-MOD1
Enbeam HD 6P-12F LC-MTP OM4 Cassette – loaded (MOD2)	208-113-MOD2
Enbeam HD 4P MTP Coupler Cassette – Aligned Key - Multimode	208-114
Enbeam Magnetic Patch Cord Manager (6pcs)	208-115
Enbeam HD 4P MTP Coupler Cassette – Key-Up/Key-Down - Singlemode	208-116
Enbeam Magnetic Splice Protectors (PK100)	208-117



Enbeam High Density MTP HD 4-Port Module



The Enbeam MTP High-Density 4-Port through-coupler module is designed for the Enbeam HD 1U panel, which has a capacity for 12 modules, offering up to 576 fibres per 1U (12-way MTP) or 1152 fibres per 1U (24-way MTP).

The MTP Modules can be mixed and matched with other cassettes within the range to offer a highly flexible patching solution.

Two versions are available – The Multimode version features Aligned-Key adaptors, whilst the Singlemode version supports angled MTP and offers Key-Up/Key-Down Adaptors.

The Modules can be inserted into the panel from the front or the rear and feature 2 physical stops, one installed and one for patching.

The panel also offers full and innovative patch cord management to the front and cable management to the rear.

NEW
excel

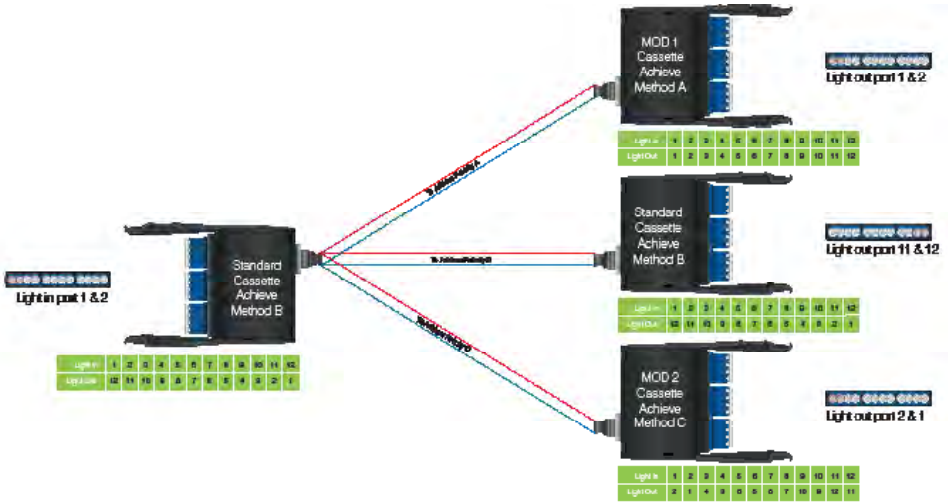
Features

- High Density 4-port MTP Coupler Module
- Houses 4 MTP Couplers
- Key-Aligned and Key-Up/Key-Down Adaptor options
- Density up to 576 fibres in 1U when fully loaded
- Up to 1152 fibres in 1U with 24-fibre MTP's
- Part of the Enbeam HD panel system
- 25 Year System Warranty Available
- US Conec adaptor

Description	Part Number
Enbeam HD 4P MTP Coupler Cassette – Aligned Key - Multimode	208-114
Enbeam HD 4P MTP Coupler Cassette – Key-Up/Key-Down - Singlemode	208-116

Related Product Information

Description	Part Number
Enbeam 1U 144C HD Cassette Fibre Optic Patch Panel	208-100
Enbeam HD 6P-12F-LC-OS2 Cassette with adaptors	208-105
Enbeam HD 6P-12F-LC-OM3 Cassette with adaptors	208-106
Enbeam HD 6P-12F-LC-OM4 Cassette with adaptors	208-107
Enbeam HD 6P-12F-LC-OS2 Cassette with adaptors & pigtails	208-108
Enbeam HD 6P-12F-LC-OM3 Cassette with adaptors & pigtails	208-109
Enbeam HD 6P-12F-LC-OM4 Cassette with adaptors & pigtails	208-110
Enbeam HD 6P-12F LC-MTP OS2 Cassette – loaded (standard)	208-111
Enbeam HD 6P-12F LC-MTP OS2 Cassette – loaded (MOD 1)	208-111-MOD1
Enbeam HD 6P-12F LC-MTP OS2 Cassette – loaded (MOD2)	208-111-MOD2
Enbeam HD 6P-12F LC-MTP OM3 Cassette – loaded (standard)	208-112
Enbeam HD 6P-12F LC-MTP OM3 Cassette – loaded (MOD 1)	208-112-MOD1
Enbeam HD 6P-12F LC-MTP OM3 Cassette – loaded (MOD2)	208-112-MOD2
Enbeam HD 6P-12F LC-MTP OM4 Cassette – loaded (standard)	208-113
Enbeam HD 6P-12F LC-MTP OM4 Cassette – loaded (MOD 1)	208-113-MOD1
Enbeam HD 6P-12F LC-MTP OM4 Cassette – loaded (MOD2)	208-113-MOD2
Enbeam Magnetic Patch Cord Manager (6pcs)	208-115



Enbeam Fibre Panel – 1U 144 Fibre LC Angled

The Enbeam 1U 19" HD Angled panel provides high-density LC patching – 72 ports / 144 fibres in 1U. The angled design negates the need for additional patch cord management, further increasing the potential density of this system. Designed as a pass-through patching panel it features a large rear cable manager for location of the rear cables/patch leads.

The individual 6-port LC adaptors are spaced to allow easy mating and un-mating of LC connectors.

The panel also offers full and innovative patch cord management to the front and cable management to the rear.

Features


- 1U 19" High Density – 144 Fibre Capacity
- Angled design
- Pass-through design
- 12-fibre adaptors allows easy LC connection/removal
- 25 Year System Warranty Available



Description	Part Number
Enbeam 1U 144C HD SM Coupler Panel	208-150
Enbeam 1U 144C HD OM3 Coupler Panel	208-151
Enbeam 1U 144C HD OM4 Coupler Panel	208-152



Enbeam High Density MTP Fibre Optic 5 Cassette Patch Panel - Unloaded



Enbeam 1U High Density MTP Cassettes Patch Panel offers an expandable fibre optic deployment. The front drop down panel offers protection to the installed patch cords and also a large labeling field. Further, panel identification labeling, may be fixed to the drop down panel in the closed position. The panel is supplied with a card label that can be replaced with the users own label or adhesive engraved label as preferred. This 1U patch panel is mounted in standard 19" profiles using cage nuts and screws. Once mounted the panel can be pulled forward by releasing two side catches to facilitate easy access to the LC connectors in the cassettes. Up to 5 cassettes may be mounted in this patch panel this presents a maximum of 120 fibre cores in LC Duplex connectors (60 LC Duplex Connectors). Multimode and Singlemode cassettes are available in either 12 or 24 core configurations. The cassettes are inserted in the front and fixed at the rear ensuring a secure mounting.

Features

- High Density - 120 Fibres Maximum
- Sliding Panel for Access
- Accepts up to 5 cassettes
- Drop Down Front Panel
- 25 Year System Warranty Available
- Large Labeling Field

Description	Part Number
Enbeam 1U High Density MTP Patch Panel (Unloaded)	208-002
Enbeam LC Extraction Tool	208-023
Compatible Cassettes	
Enbeam High Density OM3 MTP Fibre Cassette 6 Duplex LC (12 Core)	208-011
Enbeam High Density OM3 MTP Fibre Cassette 12 Duplex LC (24 Core)	208-012
Enbeam High Density OM4 MTP Fibre Cassette 6 Duplex LC (12 Core)	208-013
Enbeam High Density OM4 MTP Fibre Cassette 12 Duplex LC (24 Core)	208-014
Enbeam High Density OS2 (APC) MTP Fibre Cassette 6 Duplex LC (12 Core)	208-015
Enbeam High Density OS2 (APC) MTP Fibre Cassette 12 Duplex LC (24 Core)	208-016

Please check the Excel High Density MTP Fibre Optic Specification Sheet to ensure that the correct versions of the product is ordered to achieve the channel configuration desired.

Enbeam High Density MTP Angled Fibre Optic 4 Cassette Patch Panel - Unloaded

Enbeam 1U High Density Angled MTP Cassettes Patch Panel offers an expandable fibre optic deployment. The front drop down panel offers protection to the installed patch cords and also a large labeling field. Further, panel identification labeling, may be fixed to the drop down panel in the closed position. The panel is supplied with a card label that can be replaced with the users own label or adhesive engraved label as preferred. This 1U patch panel is mounted in standard 19" profiles using cage nuts and screws. Once mounted the panel can be pulled forward by releasing two side catches to facilitate easy access to the LC connectors in the cassettes. Up to 4 cassettes may be mounted in this patch panel this presents a maximum of 96 fibre cores in LC Duplex connectors (48 LC Duplex Connectors). The angle mounting of the cassettes reduces the bend on the connected fibre cords. Multimode and Singlemode cassettes are available in either 12 or 24 core configurations. The cassettes are inserted in the front and fixed at the rear ensuring a secure mounting.

Features

- High Density - 96 Fibres Maximum
- Sliding Panel for Access
- Accepts up to 4 cassettes
- Drop Down Front Panel
- 25 Year System Warranty Available
- Large Labeling Field

Description	Part Number
Enbeam 1U High Density Angled MTP Patch Panel (Unloaded)	208-004
Enbeam LC Extraction Tool	208-023
Compatible Cassettes	
Enbeam High Density OM3 MTP Fibre Cassette 6 Duplex LC (12 Core)	208-011
Enbeam High Density OM3 MTP Fibre Cassette 12 Duplex LC (24 Core)	208-012
Enbeam High Density OM4 MTP Fibre Cassette 6 Duplex LC (12 Core)	208-013
Enbeam High Density OM4 MTP Fibre Cassette 12 Duplex LC (24 Core)	208-014
Enbeam High Density OS2 (APC) MTP Fibre Cassette 6 Duplex LC (12 Core)	208-015
Enbeam High Density OS2 (APC) MTP Fibre Cassette 12 Duplex LC (24 Core)	208-016

Please check the Excel High Density MTP Fibre Optic Specification Sheet to ensure that the correct versions of the product is ordered to achieve the channel configuration desired.



Enbeam MTP Through Coupler Panel - Unloaded



Enbeam 1U MTP Through Coupler Patch Panel offers offers housing for up to 12 US Conec MTP Through Couplers. The patch panel is based on the popular Excel Fibre Optic Patch Panels to offer flexibility in mounting position and use. The patch panel is supplied empty, with the MTP coupler positions fitted with blank caps. It is supplied empty so that only the required number of MTP Through Couplers have to be installed on “day one” and allow for future expansion. The patch panel is slide opening to gain access during installation. Incoming trunk cables, that have multiple MTP connectors, are fitted with stuffing glands. The panel has multiple, “key hole” shape, apertures to accommodate the attachment of the stuffing gland. The 12 positions, when full, results in this panel supporting the connection of up to 144 cores of optical fibre.

Features

- Accepts up to 12 MTP Through Couplers
- Supplied empty for custom deployments
- 25 Year System Warranty Available
- 1U Height
- Multiple “Key Hole” Aperture entry for Trunk Cables

Description	Part Number
Enbeam 1U MTP Through Coupler Patch Panel -12 Port - Unloaded	208-020
Enbeam US Conec MTP Aligned Adapter 5306	208-021

Enbeam Fibre Optic MTP® Cassettes

The Enbeam Fibre Optic MTP® Cassette mounts directly into either the High Density MTP Fibre Optic 5 cassette or the High Density MTP Angled Fibre Optic 4 Cassette Patch Panel. These patch panels are both 1U high and mount directly into the 19" cabinet profiles. This range of products has been designed and manufactured to support both the pre-terminated and the emerging 40/100 Gigabit Ethernet fibre optic installations. The cassettes are terminated with the superior quality US Conec MTP Elite® connector. Both 6 and 12 Duplex LC (12 and 24 core) cassettes are available.

The 6 Duplex Port has one MTP Elite® connector on the rear and the 12 Duplex Port version has two. The cassettes are factory terminated and tested ensuring optimal performance when connected to the desired Excel MTP® Trunk Cable. Simply inspect the MTP® end faces of the cable and cassette and connect. OM3, OM4 and OS2 categories of fibre optic cassettes are available depending on the desired class of channel.



Features

- Factory terminated and tested
- US Conec MTP Elite® Connectors
- 6 or 12 Duplex LC Ports
- OM3, OM4 or OS2
- 25 Year System Warranty Available
- Compatible with Excel Fibre Optic Cassette Patch Panel
- Test certificate supplied
- APC Singlemode connector as standard

Performance of MTP System

Fibre Optic Cable Performance

OM3 & OM4 – Multimode

Parameter		Value		
Modal-Field Diameter		5 ± 2.5 µm		
		125 ± 1 µm		
Numerical Aperture		0.20 ± 0.015 µm		
Category	Size	Bandwidth Overfilled launch		Effective laser launch
		850 nm	1300 nm	
OM3	50/125µm	1500 MHzkm	500 MHzkm	2000 MHzkm
OM4	50/125µm	3500 MHzkm	500 MHzkm	4700 MHzkm

OS2 – Singlemode

Parameter	Value
Modal-Field Diameter	9 ± 0.4 µm
	125 ± 0.7 µm
Numerical Aperture	0.20 ± 0.015 µm
OS2 Wavelength	Maximum attenuation
1310 nm	0.4 dB/km
1383 nm	0.4 dB/km
1550 nm	0.4 dB/km

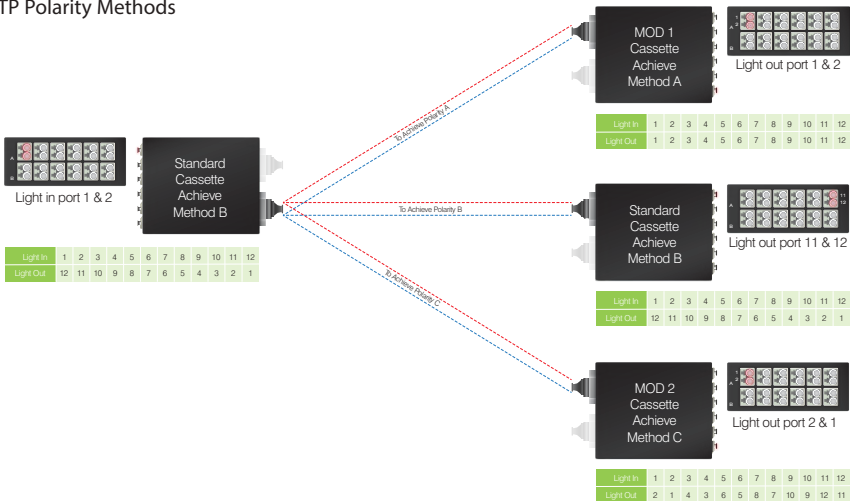
Enbeam Fibre Optic MTP® Cassettes (continued)

MTP Elite Connector Performance

Parameter	Value
Multimode - Insertion Loss	0.1dB Typical (All Fibres) 0.35dB Maximum (Single Fibre)
Multimode - Optical Return Loss	> 20dB
Singlemode - Insertion Loss	0.10dB Typical (All Fibres) 0.35dB Maximum (Single Fibre)
Singlemode (APC) - Optical Return Loss	> 60dB

Description	Part Number
Enbeam High Density OM3 MTP Fibre Cassette 6 Duplex (12 Core)	208-011
Enbeam High Density OM3 MTP Fibre Cassette 12 Duplex (24 Core)	208-012
Enbeam High Density OM4 MTP Fibre Cassette 6 Duplex (12 Core)	208-013
Enbeam High Density OM4 MTP Fibre Cassette 12 Duplex (24 Core)	208-014
Enbeam High Density OS2 (APC) MTP Fibre Cassette 6 Duplex (12 Core)	208-015
Enbeam High Density OS2 (APC) MTP Fibre Cassette 12 Duplex (24 Core)	208-016
Enbeam 2 way MTP Fibre Cassette - Empty with Blanks	208-217
Enbeam 2 way MTP Fibre Cassette - Aligned Couplers Fitted	208-218

MTP Polarity Methods



Excelerator MTP Elite® Fibre Optic Trunk Cables

The Excelerator MTP Elite® Trunk Cables offer pre-terminated optical fibre that is factory tested in a range of core counts. The trunk cable is manufactured with multiple, 12 core MTP Elite® connectors to give 12, 24, 36, 48, 72, 96 or 144 core cables. The US Conec MTP Elite® connector has been chosen as the MPO (Multiple-Fibre Push-On/Pull-off) for superior performance with low loss properties. The MTP Elite® is the superior connector from the superior MPO manufacturer. Each cable is tested in the factory and is supplied with the test certificate. Each end of the cable has the MTP Elite® connector(s) protected with a flexible hose.

The trunk cable assemblies are available in OM3, OM4 and OS2. Bespoke lengths are offered (to the nearest metre). In the case of the 24 core and greater the cable is constructed of multi-core units.


Features

- US Conec MTP Elite® connectors used
- 12 Core Connectors
- 12 to 144 Core available (multiple MTP Elite®s)
- OM3, OM4 or OS2
- Factory tested
- 25 Year System Warranty Available
- APC Singlemode connector as standard

Simple ordering process

The construction of the MTP Elite® installation starts with ordering the required products. This is a very simple process.

- What is the length of the trunk cable required?
 - Round up to the nearest metre in length
 - Do not forget any vertical drops
 - 'Service Loop', correctly managed does not affect the performance of fibre
- Fibre grade
 - OM3, OM4 and OS2 are available
- Core size
 - 12, 24, 36, 48, 72, 96 and 144 core available
- This corresponds to 1, 2, 3, 4, 6, 8 or 12 MTP Elite® connectors at each end



Description	Part Number
Excelerator OM3 yy Core MTP Trunk Cable xxx m	208-OM3-yyC-MTP-xxx
Excelerator OM4 yy Core MTP Trunk Cable xxx m	208-OM4-yyC-MTP-xxx
Excelerator OS2 yy Core MTP Trunk Cable xxx m	208-OS2-yyC-MTP-xxx


yy = core size (12, 24, 36, 48, 72, 96 or 144)

xxx = length in metres (to the nearest metre)

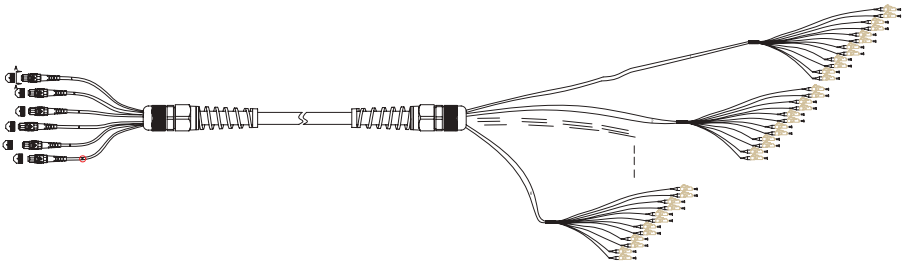
e.g. 208-OM3-48C-MTP-150 Excel OM3 48 Core MTP Trunk Cable 150 m



Excelerator MTP to LC Fan Out Cables



Excelerator MTP to LC Fan Out Cables offer a flexible way to connect fibre optic equipment to MTP Trunk Cables. The assembly uses the superior MTP Elite connector (without pints) from US Conec offering high performance and longevity. Each fan out cable is constructed with mini break out cable so that the fibre is a single piece in the assembly. For fan out cables that are 24 core and above the MTP is presented on a 600 mm section and the LC connectors are branched out and staggered to manage the connectivity. Please refer to the Specification Sheets available from www.excel-networking.com for the dimensions and connectivity arrangements. The overall length is specified by the customer when ordering, see part number table below.



Features

- MTP Elite® connectors
- OM3, OM4 & OS2 Categories available
- 12, 24, 72, 96 & 144 Core cable assemblies available
- Custom length
- LSOH Cable Jacket
- APC Singlemode connector as standard



Description	Part Number
Excelerator OM3 MTP to LC Fan Out Cable – 12 Core – xxx m	208-OM3-12C-FAN-xxx
Excelerator OM3 MTP to LC Fan Out Cable – 24 Core – xxx m	208-OM3-24C-FAN-xxx
Excelerator OM3 MTP to LC Fan Out Cable – 72 Core – xxx m	208-OM3-72C-FAN-xxx
Excelerator OM3 MTP to LC Fan Out Cable – 96 Core – xxx m	208-OM3-96C-FAN-xxx
Excelerator OM3 MTP to LC Fan Out Cable – 144 Core – xxx m	208-OM3-144C-FAN-xxx
Excelerator OM4 MTP to LC Fan Out Cable – 12 Core – xxx m	208-OM4-12C-FAN-xxx
Excelerator OM4 MTP to LC Fan Out Cable – 24 Core – xxx m	208-OM4-24C-FAN-xxx
Excelerator OM4 MTP to LC Fan Out Cable – 72 Core – xxx m	208-OM4-72C-FAN-xxx
Excelerator OM4 MTP to LC Fan Out Cable – 96 Core – xxx m	208-OM4-96C-FAN-xxx
Excelerator OM4 MTP to LC Fan Out Cable – 144 Core – xxx m	208-OM4-144C-FAN-xxx
Excelerator OS2 (APC) MTP to LC Fan Out Cable – 12 Core – xxx m	208-OS2-12C-FAN-xxx
Excelerator OS2 (APC) MTP to LC Fan Out Cable – 24 Core – xxx m	208-OS2-24C-FAN-xxx
Excelerator OS2 (APC) MTP to LC Fan Out Cable – 72 Core – xxx m	208-OS2-72C-FAN-xxx
Excelerator OS2 (APC) MTP to LC Fan Out Cable – 96 Core – xxx m	208-OS2-96C-FAN-xxx
Excelerator OS2 (APC) MTP to LC Fan Out Cable – 144 Core – xxx m	208-OS2-144C-FAN-xxx

xxx = length in metres (to the nearest metre)

Enbeam FTTX Surface Mounted Boxes and Faceplates with Shutters

The Enbeam FTTX Surface mount box and faceplate has been designed for applications such as Fibre to the Home or Fibre to the Desk.

Features

- FTTX Surface mount box and faceplate
- LCAPC Duplex or SCAPC Simplex
- Supplied with shutters



Description	Part Number
Enbeam FTTX Faceplate 2 x Shuttered SCAPC Simplex - White	200-443
Enbeam FTTX Faceplate 2 x Shuttered LCAPC Duplex – White	200-444
Enbeam FTTX Faceplate 1 x Shuttered LCAPC Duplex – White	200-445



Enbeam Tamperproof Fibre Optic Patch Boxes



Enbeam tamperproof patch boxes are ideal for ensuring that an installation is kept safe and enclosed even when a rack or comms enclosure is not available. The design allows for a small footprint to be deployed in remote locations.



Description	Part Number
4 Port ST Multimode Loaded Tamperproof Conduit	202-020
4 Port ST Loaded Tamperproof Wall Mount Trunking	202-022

Enbeam Fibre Optic Patch Boxes



Excel Enbeam provides an extensive range of ST, SC (Duplex) and LC (Quad) patch boxes suitable for wall, floor or desk mounting. With a 20mm knock out on every side and pre-drilled fixing holes. Ideal for conduit or cable gland entry this new range allows you to select the perfect box to suit your application. The number of ports shown denotes the number of adaptors. SC adaptors are Duplex style and offer two fibre connections per port. LC adaptors are Quad style and offer four fibre connections per port.

Features

- One piece body construction eliminates fibre snagging
- Available in ST, SC (Duplex) and LC (Quad) connector styles
- Multimode adaptors
- Each unit includes the enclosure fitted out with in-line adaptors, 24 way splice bridge and 4 x self adhesive cable management ties

Description	Dimensions	Part Number
ST Patch Box - 4 Port (4 Core)	110mm x 110mm x 40mm	202-024
ST Patch Box - 8 Port (8 Core)	160mm x 160mm x 40mm	202-025
ST Patch Box - 12 Port (12 Core)	160mm x 160mm x 80mm	202-026
ST Patch Box - 16 Port (16 Core)	160mm x 160mm x 80mm	202-027
SC Patch Box - 2 Port Duplex (4 Core)	110mm x 110mm x 40mm	202-028
SC Patch Box - 4 Port Duplex (8 Core)	160mm x 160mm x 40mm	202-029
SC Patch Box - 6 Port Duplex (12 Core)	160mm x 160mm x 80mm	202-030
SC Patch Box - 8 Port Duplex (16 Core)	160mm x 160mm x 80mm	202-031
LC Patch Box - 2 Port Quad (8 Core)	110mm x 110mm x 40mm	202-107
LC Patch Box - 4 Port Quad (16 Core)	160mm x 160mm x 40mm	202-108
LC Patch Box - 6 Port Quad (24 Core)	160mm x 160mm x 80mm	202-109
LC Patch Box - 8 Port Quad (32 Core)	160mm x 160mm x 80mm	202-110

Note: Each adaptor on the SC patch box will accept 1 x SC (Duplex) connector or 2 x SC (Simplex) connectors. Each adaptor on the LC patch box will accept 1 x LC (Quad) connector, or 2 x LC (Duplex) connectors or 4 x LC (Simplex) connectors.

Boxes are also available in Singlemode.
For prices and availability details please call our Sales Office.

Enbeam 2 Door Lockable Fibre Optic Wall Mounted Enclosure

These patch boxes are designed for high-density, secure terminations. Their two door design ensures that both the terminations and the patching are safe. The boxes have 20mm knockouts and pre-drilled fixing holes.



Features

- Manufactured with a one piece body, an interchangeable plate and hinged lockable doors
- ST, SC (Duplex) and LC (Quad) in-line multimode adaptor plates available
- All boxes include the box itself and a fitted adaptor plate loaded with the appropriate number of in-line adaptors, 24 way splice bridge, cable entry gland and 4 x self adhesive cable management ties

Technical Data

Dimensions: 360mm x 250mm x 90mm

Description	Part Number
12 Port ST (12 Core) Lockable Patch Box – Loaded	202-035
24 Port ST (24 Core) Lockable Patch Box – Loaded	202-036
6 Port SC Duplex (12 Core) Lockable Patch Box – Loaded	202-037
12 Port SC Duplex (24 Core) Lockable Patch Box – Loaded	202-038
6 Port LC Quad (24 Core) Lockable Patch Box - Loaded	202-033
12 Port LC Quad (48 Core) Lockable Patch Box - Loaded	202-034

Enbeam 1 Door Fibre Optic Wall Mounted Enclosure

The Enbeam lockable wall mounted enclosures provide a cost effective, secure method of terminating fibre where standard 19" cabinets and patch panels are not suitable. Each unit is supplied unloaded, just add to your chosen enclosure the required plate and adaptors. Standard wall box (200-987) includes Splice Management.



200-987

	Compact 250 x 250 x 55mm		Standard 370 x 330 x 80mm	
Wall Mounted Enclosure	200-985		200-987	
Adaptor Plates to suit above wall boxes	ST	SC (Duplex)	ST	SC (Duplex)
4 x Adaptor Plate	-	200-995	-	-
6 x Adaptor Plate	-	-	-	-
8 x Adaptor Plate	200-991	-	-	-
12 x Adaptor Plate	-	-	-	200-998
16 x Adaptor Plate	-	-	-	-
24 x Adaptor Plate	-	-	200-994	-
MM Compatible Adaptor	200-350	200-365	200-350	200-365
SM Compatible Adaptor	200-350-SM	200-366	200-350-SM	-

Fibre Optic Connector Crimp Tool



Features

- Used for crimping connector strain relief crimp rings
- Different connector styles are suited with a wide range of tools
- Correct pressure is applied as the cycle ratchet prevents the tool being opened until the dies have been completely closed



Cavity Shapes	Cavity Size	Part Number
1 round, 2 hex	.105", .090", .190"	202-069
3 hexagonal	.151", .178", .213"	202-070

Fibre Stripper



Cable cutting and preparation tool to suit a wide range of fibre cables.

Features

- Blade has two holes
- Tight jacket patch cable is stripped by 1mm hole
- Spring action handles can be locked when not in use
- 140 um hole strips 250 um primary buffer



Description	Part Number
Clauss Fibre Stripper	202-089

Fujikura One Click



The One-Click™ connector cleaning tools are designed to clean a wide variety of connector & ferrule types (2.5mm, 1.25mm and MPO/MTP) either directly, or within an adaptor, all with a simple single-action cleaning system (push/release). The MPO/MTP version will clean connectors with or without pins. This handy tool is effective with a variety of contaminants and with over 500 cleaning cycles per unit it also has a low cost per clean

Description	Part Number
Cleaning Tool for MTP and MPO	200-346
Cleaning Tool for SC, ST, FC and E2000 Connectors	200-347
Cleaning Tool for LC & MU c/w UPC & APC Polisher	200-348

Polishing Puck - Metal

Features

- Range of metal hard wearing polishing pucks
- The connector ferrule is held perpendicular to the polishing surface
- Universal free floating pucks for 2.5mm ferrule connectors
- Free floating pucks hold ferrule only and must be held in light contact with the polishing film
- Ferrule is normally held in contact with film by connector spring pressure, however the locking pucks require the connector body to be mated with the puck
- Locking pucks are specific to a type of connector



Description	Part Number
Universal Puck - FC/SC/ST	202-088
LC Polishing Puck	202-087

Fibre Scribes

Features

- During connector termination it cleaves the sprig of fibre
- Gently pull the fibre after using the scribe to nick the fibre as close to the ferrule as possible
- Cleave will propagate across the fibre
- Diamond and Sapphire tips available
- Pen style designs



Description	Part Number
Sapphire	202-092

Kevlar Scissors

These general purpose scissors are suitable for trimming Kevlar or aramid yarns and for cutting light duty cables. The carbon steel blades are chrome plated and have a cutting length of 40mm.

Description	Part Number
Kevlar Scissors	202-093



Disposal Bins



Disposal Bins should be used to store fibre ends after cleaving and general cable preparation. With sealable lid.

Description	Part Number
Disposal Bin	200-921

Cleaning Wipes



Pre-saturated Cleaning Wipes IPA – Non abrasive lint free wipes are used to clean fibre and connectors prior to installation, pre-saturated with ISO propyl alcohol in order to eliminate problems with the transportation and use of solvents on site. Supplied in Packs of 80 individually sealed sachets.

Lint free Cleaning Wipes – Non abrasive lint free wipes are used to clean Fibre and connectors prior to installation. Supplied in boxes of 100.

Description	Part Number
Pre-saturated IPA Cleaning Wipes, Pack of 80	200-911
Lint Free Dry Cleaning Wipes, Pack of 100	200-906

Epoxy Syringe and Needle




Hand held needle and 3cc syringe sets, used to load connectors with epoxy prior to termination.

Description	Part Number
3cc Syringe and Needle, Pack of 5	200-903
3cc Syringe - Single	200-903-A
3cc Needle - Single	200-903-B

Please check with your local Excel Sales Office or distributor for in country product availability

Lapping Film

A complete range of high quality lapping film for connector polishing. Sheet size is 250 x 280mm.



Description	Part Number
0.3µm White Lapping Film	200-864
1.0µm Lime Green Lapping Film	200-866
3.0µm Dark Pink Lapping Film	200-868
5.0µm Brown Lapping Film	200-870
9.0µm Blue Lapping Film	200-872
12.0µm Yellow Lapping Film	200-874
30.0µm Green Lapping Film	200-876

Blanking Plugs

Blanking plugs can be used in part loaded panels to ensure a tidy and professional installation.



Description	Part Number
SC (Duplex)	200-395
LC (Duplex)	200-930

Isopropyl Alcohol (IPA)


Isopropyl alcohol is used on lint free wipes to remove grease and dirt from optical fibres during splicing and termination. It is recommended that the fluid is decanted into fluid dispensers before use.

Please note that IPA is highly flammable and should be used only in well ventilated areas.



Description	Part Number
Isopropyl Alcohol (IPA) (1 Litre)	202-094

Miniature Cotton Buds



Miniature cotton buds are used for cleaning in-line adaptors, connectors and other small or inaccessible areas, usually in conjunction with IPA fluid. The buds are lint free and are manufactured using pharmaceutical grade cotton. They are smaller in size than those sold commercially.

Description	Part Number
Miniature Cotton Buds (200 Pack)	202-104

Air Duster



Quickly removes dust and debris. High pressure jet of air cleans effectively.

Features

- CRC Cleanair

Description	Part Number
Air Duster	202-114

Fibre Optic Warning Labels



Laser and Fibre optic warning labels for identification of fibre cables and termination points.

Description	Part Number
Fibre Optic Warning Labels	202-115

Cleaning Wire



These wires can be used to clean debris or broken fibres from capillary holes in straight ferrules of fibre optic connectors.

Features

- Two sizes available
- Five per bag

Description	Part Number
1.25mm 100mm length fibre cleaning wire	202-116
2.5mm 145mm length fibre cleaning wire	202-117

Cable Glands with Strain Relief

Compression glands are used to provide strain relief for cables as they enter patch panels and wall boxes. The glands are resistant to both benzene and oil. The gland is supplied with a lock nut as standard. Cable diameters from 2.6mm to 25mm can be accommodated.



Technical Data

Colour: Grey

Temperature Range: -30°C to +100°C

Material: Polyamide

Protection Rating: IP68

Cable Sizes (mm)	Cut Out Diameter (mm)		Part Number
2.6 – 6.5	12.5	PG7	202-095
4.0 – 10.0	18.6	PG11	202-096
6.0 – 12.0	20.4	PG13	202-097
9.0 – 14.0	22.5	PG16	202-098

Self Adhesive Twist Clips

Kurly-Lok self adhesive cable clips are ideal for securing and routing fibre within patch panels and wall boxes. Designed with rounded edges that will not damage the fibre.



Technical Data

Colour: Natural

Material: Nylon 6/6, RMS-01

Bundle Size	Height	Part Number
9.2mm	26.1mm	200-120

Cold Cure Adhesive and Primer

The adhesive and the primer are supplied in separate containers. The system works by injecting adhesive into the connector. The fibre is then brushed with the primer before being inserted into the connector.



Description	Part Number
Cold Cure Adhesive and Primer	202-080

Enbeam Launch Box



The launch box acts as an interface between the OTDR and the system under test. It allows the OTDR to see the first connector in the system, whereas without the launch box this connector would be within the OTDR's launch dead zone. Use of a launch box also helps to reduce wear and tear on the OTDR interface connector, as most couplings are made to the launch box rather than the OTDR itself.

OVF-1 – 'Pen-size' Visual Fault Locator



The OVF-1 is specially designed for field personnel who need an efficient and economical tool for fiber tracing, fiber routing and continuity checking in an optical network during and after installation.

Fiber breaks, microbends, and poor optical splices are clearly visible as light glows through the fiber buffer or outer jacket.

Fault location behind optical connectors where the use of OTDRs is limited due to dead zones is now possible with the OVF-1.

Features

- Rugged metal housing, pen-size format
- Lightweight
- Visible laser light at 635 nm
- Usable with single-mode and multimode fibers
- Range >5 km
- CW and blink modes
- Long battery life (>40 hours)

Description	Part Number
'Pen-size' - Visual Fault Locator	E-V-OVF-1

For prices and availability details please call our Sales Office

Enbeam Junction Splice Box

These patch boxes and splice enclosures are manufactured from impact resistant polycarbonate and provide a cost effective means of breaking out fibres from multicore cables prior to termination or splicing. The boxes provide protection against water and dust ingress to IP65. The lids are attached using captive screws. A wide range of accessories are available.

Features

- Cut-outs to suit any glanding configuration can be drilled on site
- The Unloaded (UL) version includes only the poly box



Dimensions:
80mm x 170mm x 135mm

Description	Part Number
12 Fibre Junction Splice Box - Splice Kit	202-040
24 Fibre Junction Splice Box Lockable - Splice Kit	202-041

Enbeam Junction Splice Box - Steel IP65

These patch boxes and splice enclosures are manufactured from impact resistant steel and provide a cost effective means of breaking out fibres from multicore cables prior to termination or splicing. The boxes provide protection against water and dust ingress to IP65. The lids are attached using captive screws. A wide range of accessories are available.

Features

- Cut-outs to suit any glanding configuration can be drilled on site
- Comes with 2 PG 9 and 2 PG 21 glands
- Comes with 4 entry points

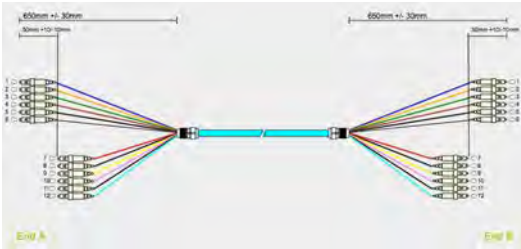


Dimensions:
430mm x 330mm x 199mm

Description	Part Number
24 Fibre Steel Splice Box – Unloaded	202-120

Excellerator Configurator

To assist you with choosing the right pre-terminated fibre cable we've developed the Excellerator Configurator that takes you through a number of simple steps to design your cable.



The configurator will produce a drawing and a specification that can be sent to our sales team to obtain a quotation.

The screenshot shows the Excellerator Configurator interface. It includes a 'Type' section with radio buttons for Assembly, MTP-Trunk, Distribution, Breakout, and MTP-Breakout. The 'Construction' section has a dropdown menu. The 'Category' section has radio buttons for OM3, OM4, and OS2. The 'Glass' section has radio buttons for B, C, D, E, F, G, H, I, J, K, L, M, N, O, P, Q, R, S, T, U, V, W, X, Y, Z. The 'Connector A' and 'Connector B' sections have radio buttons for LC, SC, ST, and FC. The 'Length (m)' section has a dropdown menu. The 'Quantity' section has a text input field.

The screenshot shows the Excellerator Configurator interface with a detailed specification table. The table is titled 'Detail Specifications' and has columns for Item, Description, Quantity, Unit, Make, and Minimum. The table lists the following items:

Item	Description	Quantity	Unit	Make	Minimum
1	Splitter	1	Splitter (MTP's)		0.5m

The table also includes sections for 'End A' and 'End B' with detailed specifications for each end, including connector type, length, and core count.

Visit the online configurator at excellerator.excel-networking.com to build your cable.

EXCEL BLOWN FIBRE

FIBRE OPTIC CABLING SYSTEMS



Blown Fibre

excel
without compromise.

Please check with your local Excel Sales Office or distributor for in country product availability

Excel Website - www.excel-networking.com

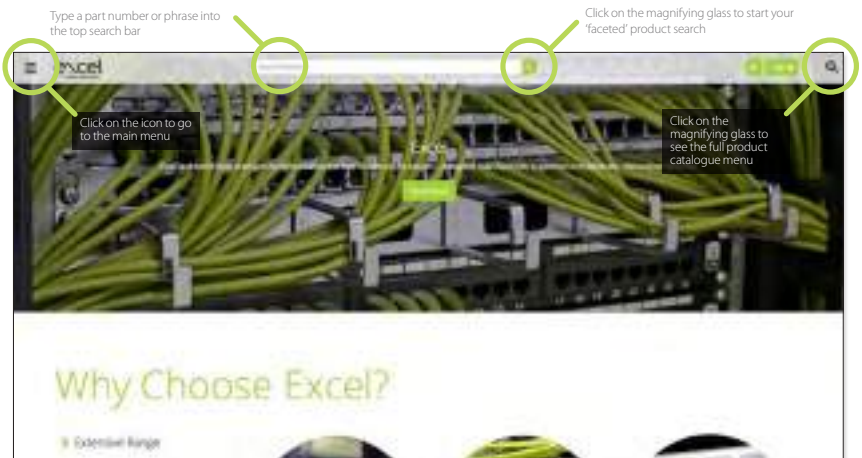


The Excel website is mobile friendly so wherever you are and on whatever device you choose to view it on you can easily access the site.

The Excel site is multilingual and currently available in English, French, Spanish, Dutch, German, Polish and Turkish.

Home Page

From the home page you can navigate quickly to where you need to go.

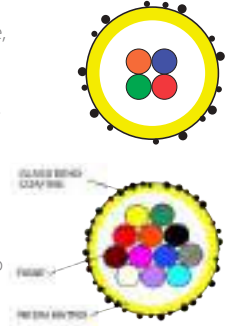




Prysmian Sirocco Blown Fibre Units (EPFU)

Utilising its core competencies in the manufacturing and cabling of optical fibre, Prysmian produces optical fibre units EPFU (Enhanced Performance Fibre Units) specifically engineered for Blown Fibre applications. The fibres are contained within a soft inner acrylate layer which cushions the fibres, an outer harder layer which protects the fibre from damage and a low friction layer that assists in improving blowing distance, which is typically 1000 meter's at 10 Bar.

Sirocco units can be supplied in a range of fibre types including SingleMode, Low water peak MagniLight™ G.652.D, G.657.A1, BENDBRIGHT G657A2, Multimode 62.5/125 OM1 and 50/125 OM2, OM3 and OM4. All of the fibre units are coated to aid the blowing performance of the fibre unit, note this includes the 12F unit.



Description	Part Number
4F OS2 Singlemode 2000M PANS	EPFU_MA4F_2000
8F OS2 Singlemode 2000M PANS	EPFU_MA8F_2000
12 Core OS2 Singlemode Fibre	EPFU_MA12F_2000
4F OM3 Multimode 2000M PANS	EPFU_OM3_4F_2000
8F OM3 Multimode 2000M PANS	EPFU_OM3_8F_2000
12F OM3 Multimode 2000M PANS	EPFU_OM3_12F_2000

Prysmian Sirocco Tube Distribution Closure (TDC) MK II



The Sirocco Tube Distribution Closure (TDC) MK II is a direct bury inline sealed closure (IP 68 Rated) designed for intercepting a blown fibre tube cable / duct assembly to allow multiple spur-off's to smaller blown fibre tube cables or ducts. The TDC MK II can be installed at the time of blown fibre tube cable installation (day one) or fitted over an already installed cable as a retro fit allowing ultimate flexibility for your blown fibre/duct network. The closure offers protection to the accessed tubes and connectors and contains an integral pressure relief valve to prevent accidental over-pressurisation. The product is supplied with a base, cover complete with toggle clips for closing and a pressure relief valve. Rubber seals to seal the in-line cables/ducts are sold separately to suit the required diameter of the cable. Cable glands to distribute the drop cables are supplied separately as required.


Features

- Suitable for Blown Fibre and mini cable applications.
- Robust IP68 construction ensures suitability for direct bury applications.
- Quick release toggle clips reduce installation time and enable rapid re-entry.
- Integral pressure relief valve prevents accidental over-pressurisation.
- For butt applications a plug is available to seal the unused end of the in-line entry port.
- Can accommodate an in-line blown fibre tube cable/duct between 16.5mm and 40mm in diameter.
- Two further drop ports on each end can accommodate cables/ducts of between 14.5mm and 24.5mm in diameter. Up to two small cables/ducts between 10 and 11.5mm in diameter can also be accommodated in each of these ports using a manifold. The manifold can also be used to accommodate up to four cables into an end drop port providing the cables are between 8 and 10mm in diameter.
- A further six drop ports (3 on each side) allow for cables/ducts between 8 and 11.5mm in diameter, or between 14.5 and 16.5mm in diameter.
- Drop cable glands are supplied separately. The closure has knock-out ports for the glands, eliminating the need for plugs in unused ports. A tool is available to knock-out the cable ports.
- The drop cable glands are designed to grip the cables/ducts in two positions. This provides cable retention in both axial and lateral directions. The glands also seal the cable/duct in two positions.



Prysmian Sirocco Tube Distribution Closure (TDC) MK II

Port Configurations



Description	Part Number
Tube distribution Closure	XBFSC00331
17mm-21mm Inline Split Rubber Seal - (pack of 10)	XBFSC00322
21mm-24mm Inline Split Rubber Seal - (pack of 10)	XBFSC00324
24mm-28mm Inline Split Rubber Seal - (pack of 10)	XBFSC00325
28mm-32mm Inline Split Rubber Seal - (pack of 10)	XBFSC00326
TDC End of Run Filler Blank - (pack of 5)	XBFSC00329
Cable Seal Kit: 40mm Duct	XKTSC00278
Sirocco End Port Cable Gland for 14.5/17mm Cable - (pack of 10)	XBFSC00216
Sirocco End Port Cable Gland for 17/20mm Cable - (pack of 10)	XBFSC00217
Sirocco End Port Cable Gland for 22/24.5mm Cable - (pack of 10)	XBFSC00218
Sirocco Side Port Cable Gland for 8/11.5mm Cable - (pack of 10)	XBFSC00220
Sirocco Side Port Cable Gland for 14.5/16.5mm Cable - (pack of 10)	XBFSC00221

Prysmian Sirocco Tube Distribution Closure (TDC) MK II Accessories & Tools

5mm Tube End Caps

5mm Tube End Caps are used to provide a watertight seal to the unused ends of the blown fibre tubes, within the Tube Distribution Closure.

5mm Straight Connectors

5mm Straight Connectors are used to connect blown fibre tubes within the Tube Distribution Closure. The connectors provide a watertight seal between the tubes.

TDC Silicone Grease

Silicone Grease, is used when installing the TDC In-Line Port Seals. The use of this grease ensures correct and easy installation of the In Line Seals. Grease is required to provide IP68 seal.

One 100g tube will be sufficient for installing approximately 40 TDC's.

TDC Silicone Sealant

Silicone Sealant, is used when installing the TDC In-Line Port Seals. The use of this sealant ensures correct installation between the In Line Seals and the cable. Sealant is required to provide IP68 seal.

One 310ml cartridge will seal approximately 40 TDC's.

TDC Cable Gland Spanner

The TDC Cable gland Spanner is used to install the Cable Glands into the TDC. The spanner is a special size and shape to enable access to the gland nuts on the inside of the closure.

TDC Knock Out Tool Kit

The TDC Knock Out Tool is designed to knock out the side and end ports of the TDC for installation of Side Port and End Port Cable Glands. The kit comes complete with 1 x 40mm Knockout head, 1 x 30mm knockout head and threaded handle.

Description	Part Number
5mm Tube End Caps (pack of 10)	XBFSC00076
5mm Straight Connectors (pack of 10)	XBFSC00075
TDC Silicone Grease (pack of 5)	XBFSC00260
TDC Silicone Sealant	XKTSC00272
TDC Cable Gland Spanner	XBFSC00250
TDC Knock Out Tool Kit	XBFSC00277



Prysmian Sirocco Resin Filled Joints

The Sirocco Resin Filled Joints provide a cost-effective jointing system for Blown Fibre networks. The resin is supplied in a 2 part bag which ensures that the resin/filler mixing is undertaken in a safe manner. The typical cure time for the resin is 30 minutes.

The range joints are designed for in-line jointing or multiple spur-offs to smaller tube count cables. The joints are designed for Day 1 installation or retro-installation resulting in maximum flexibility to a Blown Fibre network. Full Material Safety Data Sheets are available and included in the relevant CIG's.



XBFSC00370



XBFSC00371



XBFSC00372

Features

- Suitable for 1 to 4 tube Blown Fibre applications.
- Suitable for use in ducted networks or direct-buried applications.
- IP68 rating.
- Compact size.
- The application of these joints provides a block to the longitudinal passage of water within a cable.
- Once the resin has cured the joint can be re-entered to re-configure the tube arrangement.

Cable Type	Use	Installation Procedure Ref.	Dimensions	Part Number
2 Tube	Mid-section Drop Off	CIG071	175 x 80 x 60mm	XBFSC00372
4 Tube	Mid-section Drop Off	CIG069	175 x 80 x 60mm	XBFSC00372

Please check with your local Excel Sales Office or distributor for in country product availability

Prysmian Sirocco Customer Lead In Unit



The Customer Lead In unit (CLI) is designed for use in residential and small business premises to manage the entry of cables into buildings. The unit can be used for a single blown tube cable entry or a single optical cable entry up to a diameter of 13mm.

Features

- Ergonomic design.
- All fibres are positively managed to maintain a 30mm minimum bend radius.
- Prevents the accidental damage of optical cables during installation through walls, and therefore eliminates return to site costs due to fibre breaks / macro bending.
- Transition point between external grade tubing to Internal low smoke tubing. Also can be used for transition between internal walls.
- Gas / Water block facility for a single tube cable.
- Removable cover for easy access.
- Internal unit manufactured from fire resistant UL94-V0 rated material.
- External unit rated to IP68 when fully resin sealed.
- A 25mm diameter conduit is available as a separate item for applications where further protection is required around the cable elements, when they are passed through the wall.

Resin Pack

This kit contains a two part resin pack used for sealing cable interstices in the unit.

Conduit

This 0.5 metre length of 25mm diameter conduit can be used to further protect the cable elements as they are passed through the wall.

Features

- Compatible with 19" rack practice (1U) for direct mounting either in the vertical or horizontal plane.
- Patching panel accommodates up to 24 blown fibre tubes.
- Front facing unit allows easy access to all bulkhead connectors.

Description	Part Number
Customer Lead In (Single Blown Fibre Tube)	XBFSC00092



Prysmian Sirocco Customer Lead In Unit - Large

The Customer Lead In – Large enables external cable to be passed through the building fabric from an outside wall and is typically used in business premises. The Customer Lead In comprises of two separate units mounted either side of the wall. This product can be used with Sirocco® Blown Fibre tubing or conventional optical cable

Features

- Up to 24 x 5mm blown fibre cable tubes can be accommodated.
- Internal and external mounted units typically used in large business premises.
- Conventional cables of up to 30mm diameter can be accommodated.
- Removable cover for easy access.
- External unit manufactured from UV resistant material. Internal unit manufactured from fire resistant material to UL94-V0.
- Kit supplied with all components necessary to feed external cable elements into the customer premises from an external wall face.
- The external unit can be sealed using a quick set resin. This ensures the external cable interstices are sealed against the ingress of water or gas into the customer premises.
- All cable elements are positively managed to 50mm minimum bend radius.
- Internal unit interfaces with Sirocco® Blown Fibre Gas Seal Unit



Sealing Resin

Used to provide a water and gas block at the external CLI. The resin pack fits into a standard single tube sealant gun (not supplied). One pack contains sufficient resin to seal 2 CLI's, and is supplied with 2 application nozzles. The resin is re-usable such that the units can be sealed on different days.

Conduit

This 0.5 metre length of 40mm diameter conduit can be used to further protect the cable elements as they are passed through the wall.

Description	Part Number
Customer Lead in (large brown tube cable 24 tubes / cable upto 32mm OD)	XBFSC00151
Conduit – 40mm diameter 0.5 long	XCPSC00671
Sealing Resin	XKTSC00094

Prysmian Sirocco Blown Fibre Gas Seal Unit



The Blown Fibre Gas Seal Unit (BFGSU) is typically used in business premises or entry to apartment blocks. This is a wall mounted unit that is positioned internally at the cable entry point. Incoming external blown tube cables are connected to internal blown tube cables using gas sealing connectors. These connectors are used to seal both populated (with blown fibre bundle) and unpopulated blown tubing.

The BFGSU is used for internally fed cable or with an OAsys CLI Unit for cables entering through the fabric of the wall.

Features

- Compact, low profile, wall mounted unit typically used in large business premises.
- Removable cover for easy access.
- Unit manufactured from fire resistant material to UL94-V0.
- Supplied with components to mount unit to a wall and secure external cable.
- Gas sealing connectors used to provide connection of external and internal blown tubing. Connectors provide gas tight seal for populated (with Sirocco® blown fibre bundle) and unpopulated tubes. Gas seal connectors are supplied separately (refer to additional items).
- Gas tight sealing caps used to terminate unused external cable tubes. Gas sealing caps supplied separately (refer to additional items).
- Accommodates up to one 12 tube external Sirocco® Blown Cable, and up to three Internal blown distribution cables (e.g. 3 x 4 tube internal cables or other combinations up to a maximum of 12 tubes. Any additional tubes will be spares).
- For internally fed cables, a quick set resin (supplied) is used to seal the cable interstices from the ingress of water or gas.
- For external cables fed via the wall fabric, an interface to an Internal Customer Lead In is provided.



Description	Part Number
Blown Fibre Gas Seal Unit (BFGSU)	XBFS00150



Prysmian Sirocco 5mm Gas Block Connector

Used to prevent gas migrating along the Sirocco tube and entering into a customer's premises. The connector is used with customer premises plant and provides the interface between external and internal Sirocco tubing. The device allows fibre to be 'blown through' into the customer premises. A sealing device is then activated externally to provide a seal between the fibre unit and the tube.



Features

- A combined Gas/water block
- Supplied in a pack of 10

Description	Part Number
Sirocco Gas Seal Connector 5mm	XBF5C00077

Prysmian Sirocco Blown Fibre Manifold

The Blown Fibre Manifold can be used on a variety of Prysmian rack mounted products including the SRS3000 sub-rack system and the PSP splice and patch shelf. The manifold provides the ability to enter onto a shelf with up to six blown fibre tubes. The manifold clips into place on the back of the shelves and is supplied with a cover to protect the fibres.



Features

- Enables up to six blown fibre tubes to be installed onto a splice and patch shelf
- Clips onto the back of the shelf without the need for screws or fasteners
- Cover can be fitted to protect the fibres and tube inside the manifold
- Manufactured from fire resistant UL94-V0 material

Description	Part Number
Blown Fibre Manifold	XKTSC00257

Prysmian Sirocco Internal TDU



The Internal Tube Distribution Units (TDU's) are used as a 3 or 4 way distribution point for tube management for vertical / horizontal connections of blown fibre tube cables. The TDU's allow the interception of a Blown Fibre Cable to be connected to spur off cables for distribution within the internal environment.

Features

- Ports can accept up to a 24 way Low Fire Hazard tube cable.
- Allows individual tube breakout and tube re-routing on vertical/horizontal planes.
- Interception of existing part populated tube cable is possible.
- External/Internal interface interstitial gas blocking is possible.
- All parts made from flame retardant materials.

Description	Part Number
Internal Tube Distribution – 3 Way	XBFSC00026
Internal Tube Distribution – 4 Way	XBFSC00025

Prysmian Sirocco Blown Fibre Tube Patching Panel



The Sirocco Blown Fibre Tube patching Panel is compatible with 19" and ETSI rack practice and may be either vertically or horizontally mounted within the rack framework. The unit provides the patching capacity for up to 24 x 5mm diameter blown fibre tubes and allows for quick and easy reconfiguration of tube routing.

The unit is supplied with 24 x 5mm diameter bulkhead connectors and all accessories required to install the patching panel in to the rack.

Features

- Compatible with 19" rack practice (1U) for direct mounting either in the vertical or horizontal plane.
- Compatible with ETSI rack practice (2SU) using front mounting.
- Patching panel accommodates up to 24 blown fibre tubes.
- Front facing unit allows easy access to all bulkhead connectors.

Description	Part Number
Sirocco Tube Patching Panel – 19" Rack Compatible (c/w 24 5mm bulkhead adapters)	XECS00914

Prysmian Sirocco PSP Splice and Patch Shelf - Additional Items

Required

Splice Protectors

Splice protectors are used to protect the fibre splice. They are 45mm in length.



Description	Part Number
Splice Protectors (Clear) 45mm	200-399

Optional

Pack of 10 Crimp Splice Protector Bay

The Crimp Splice Protector Bay is used to hold up to twelve crimp splice protectors. The splice bays can be stacked two high on the 24 Fibre Swing. Our Splicing and Patching shelf to hold a total of twenty four crimp splice protectors.




Description	Part Number
Pack of 10 Crimp Splice Protector Bay	XKTSC00165

Prysmian Sirocco PSP Splice and Patch Shelf - Additional Items

Optional

Cage Nuts

Cage nuts are used to fit equipment to the 19" profiles.



Description	Part Number
Cage Nuts, pack of 50	M6CNU

Blown Fibre Manifold

The blown fibre manifold is used to take up to 6 blown fibre tubes of 5mm in diameter onto one PSP shelf. The manifold fits onto the back of the PSP splice and patch shelf and is supplied with a protective cover.



Description	Part Number
Blown Fibre Manifold	XKTSC00257

Prysmian Sirocco Blown Tube Patch Shelf



The 19" Blown Tube Patch Shelf provides a solution for connecting up to 48 blown fibre tubes of 5mm in diameter. The shelf is 3U in height and can be mounted into a 19" rack or street-side cabinet. The connectors inside the shelf are gas block connectors which means the shelf is ideal for connecting external tubes to internal tubes. This shelf, utilising the gas block connectors, when used in data centre installations, maintains the integrity of the gas sealing. This is particularly required between data halls to prevent gas escaping in the event of a fire. The unit is supplied with the 48 gas block connectors mounted into the steelwork and the fixings required to install it into a rack or street-side cabinet.

Features

- Provides suitable management for 5mm blown fibre tubes.
- Up to 48 gas block connectors can be accommodated.
- Compatible with 19" rack practice (3U) for direct mounting.

Description	Part Number
Sirocco Tube Patching Unit – 19" Rack Compatible, 3U High, Loaded with 48 gas block connectors	XBFSC00295

Please check with your local Excel Sales Office or distributor for in country product availability



Prysmian Sirocco Tube Connectors

5mm Straight Connector

Used for connection of 5mm Sirocco tubing. Can be used in external plant and with internal Sirocco tubing of customer premises plant where gas sealing is not required.

Usage – 1 per tube connection. Pack of 10.



5mm Tube End Stop

Used for terminating unused Sirocco tubing within external plant. The end caps will prevent the migration of water or solid material (mud, sand and dirt) or gas from entering the tubes. It is important that unused tubes are closed-off in this manner so that there is no potential for blockages when fibre installation occurs.

Usage – 1 per tube. Pack of 10.



5mm Gas Block Connector

Used to prevent gas migrating along the Sirocco tube and entering a customers premises. The connector is used with customer premises plant and provides the interface between external and internal Sirocco tubing. The device allows fibre to be 'blown through' into the customer premises. A sealing device is then activated externally to provide a seal between the fibre unit and the tube. XAGSC00404 should only be used in conjunction with 2 & 4f units and when the seals are installed within 10 metres from the ends of the route.

Usage – 1 per tube connection. Pack of 10.



Features

- Compatible with 19" rack practice (1U) for direct mounting either in the vertical or horizontal plane.
- Compatible with ETSI rack practice (2SU) using front mounting.
- Patching panel accommodates up to 24 blown fibre tubes.
- Front facing unit allows easy access to all bulkhead connectors.

Description	Part Number
5mm Straight Connector	XBFSC00075
5mm Tube End Stop	XBFSC00076
5mm Gas Block Connector	XBFSC00077

Prysmian Sirocco Close Down Assembly 3A



When using the Centre Blowing Installation process this is used to connect the two 5mm tubes thus ensuring that there is a continuous single tube over the entire route. This can be used in an external plant and with internal Sirocco tubing in a customer premises plant.

Usage – 1 per tube connection. Pack of 10.

Description	Part Number
Close Down Assembly 3A	XBFSC00041

Prysmian Sirocco Tube Cutter



Prysmian recommend the Sirocco blown fibre tube cutter for cutting individual tubes.

Features

- 3 to 8mm diameter

Description	Part Number
Sirocco Tube Cutter	XBFSC00078

Prysmian Sirocco Blowing Beads



These beads are fixed to the end of the blown fibre unit before blowing commences. The bead helps the guidance of the blown fibre unit through the blown fibre tube particularly where bends may be located.

Features

- Packs of 1000

Description	Part Number
Sirocco Blowing Beads	XBFSC00001



Prsymian Sirocco Installation Kit

The Installation Kit provides all of the equipment necessary to install the Sirocco Blown Fibre Solution and facilitates the installation of point-to-point connections including centre blows for longer distances.

Features

- For use when installing EPFU within buildings
- The unit can only be used internally

Kit Contents

- 240v/50Hz Electric Compressor
- Air Pressure Indicator / Valve
- Blowing Head
- Pan Guide
- Air Flow Meter Kit
- Pan Inversion Ring
- STILT
- Close Down Assemblies (10-off)
- Blowing Beads (1000-off)



Description	Part Number
Sirocco Installation Kit	XBFSC00045

Note: Authorised installation partners can hire the Prysmian Sirocco Installation kit on a week by week basis - please contact us on + 44 (0)121 326 7557 for further details and availability.

Please check with your local Excel Sales Office or distributor for in country product availability



To find out all of the latest news and information on Excel and view the online catalogue please visit www.excel-networking.com

You can quickly find all of the relevant product information that you need and download specification sheets and third party verification certificates where they are available.

Add www.excel-networking.com to your favourites list.

ENVIRON RACKS

NETWORK RACKS, WALL RACKS
& OPEN FRAMES



Racks

excel
without compromise.

Excel Website - www.excel-networking.com



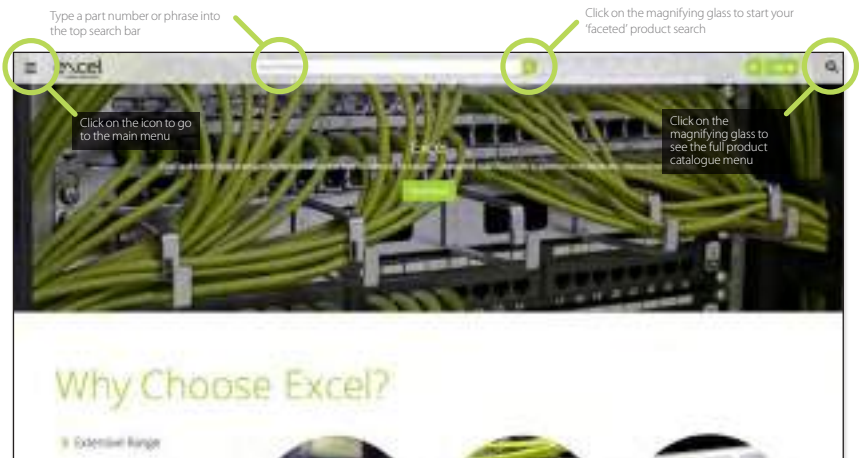
The Excel website is mobile friendly so wherever you are and on whatever device you choose to view it on you can easily access the site.

The Excel site is multilingual and currently available in English, French, Spanish, Dutch, German, Polish and Turkish.

Racks

Home Page

From the home page you can navigate quickly to where you need to go.




Make sure you bookmark www.excel-networking.com

ENVIRON

Meaning: v. formal. Surround; Enclose.

The Environ range of racks and open frames from Excel are designed to make installation and ongoing use quick, easy, and efficient. The breadth of designs and products available make them ideal for a wide range of applications in the enterprise, data centre, security, and professional audio visual market.

The Environ family at a glance:



Environ - A Solution for Every Requirement



Key Features

		U Size	Available Widths	Available Depths	Load Capacity	Colour	19" Profiles	1U height markings	19" Profiles adjustable position
 Comms Rack		15U 20U 24U 29U 33U 42U 47U	600 mm 800 mm	600 mm 800 mm 1000 mm	600 kg	GW BK	Front & Rear	✓	✓
 Equipment Rack		29U 42U 47U	600 mm 800 mm	600 mm 800 mm 1000 mm	600 kg	GW BK	Front & Rear	✓	✓
 Server Rack		29U 42U 47U	600 mm 800 mm	1000 mm 1200 mm	1300 kg	GW BK	Front & Rear	✓	✓
 Open Rack		42U 48U 52U	600 mm	75 mm 400 mm	1500 kg	BK	Front	✓	
 Wall Rack		6U 9U 12U 15U 18U 21U	600 mm	390 mm 500 mm 600 mm	63 kg - 390 60 kg - 500 60 kg - 600	GW BK	Front & Rear		✓

GW = Grey White BK = Black

The Excel range of racks is extensive and we believe that we've got a quality solution to meet every installation requirement. To help you pick the product that's right for your requirement we've highlighted the key features and benefits below:

Quick release doors	Swing lock handle on front door	Multi-point locks	Front door	Rear door	Removable side panels	150 mm Cable Tray	High capacity vertical cable management	Jacking feet & load bearing castors as standard	Available flat pack
✓	✓		Glass	Single steel	✓		800 mm width only	✓	✓
✓	✓		Wave Vented full width	Double vented	✓		800 mm width only	✓	✓
Secure lift off doors	✓	✓	Wave Vented full width	Double vented	✓	800 mm width only	800 mm width only	✓	✓
							Optional Accessories		✓
✓			Glass		✓				✓

Environ CR Series

The Environ CR standard Comms Rack range is supplied with a glass front and steel rear door. The CR range is designed with features, and functionality which make it ideal for LAN and security cabling installations and the housing of 19" mounted equipment such as switches, routers, storage and recording devices.

As our best selling range we ship large numbers of racks out on a daily basis across Europe. In the UK all of our next day deliveries are sent free of charge – however big the rack.



The Environ CR range is available as a 600mm or 800mm wide with a choice of many heights and depths
– see the following pages for further details.

Environ CR Series

The Key features of the Environ CR range include:



- Swing handle cam lock fitted to glass front door



- 19" profiles marked with U height position



- Full height front and rear adjustable 19" profiles



- Side panels are lockable and racks can be bayed with or without side panels



- Jacking feet and castors can be fitted simultaneously



- Large cut out in base for cable entry



- Barrel lock fitted to steel rear door



- Multiple brush strip cable entry in roof



- High density vertical cable management – 800 series only



- Vented Roof

Environ CR600 – 600mm Wide Comms Rack



The Environ CR600 is a versatile range of 600 mm wide racks fitted with a glass front door. Designed to accommodate a load of up to 600 kg and available in a range of heights and depths they offer features that make them suitable for a wide range of applications in the data, security, audio visual and telecommunication arenas.

Features

- 15U to 47U high
- 600, 800 or 1000 mm deep
- Grey White or Black colour
- 600 kg load capacity
- Can be bayed with or without side panels
- Jacking feet included
- Baying kit included
- Large cut out in base for cable entry
- Heavy duty lockable castors included
- Jacking feet and castors can be fitted simultaneously
- Multiple brush strip cable entry in roof
- Aesthetically pleasing framed glass front door
- Swing handle cam lock fitted to glass front door
- Barrel lock fitted to steel rear door
- Full height front and rear adjustable 19" profiles
- Galvanised steel 19" mounting profiles
- 19" profiles marked with U height position
- Supplied assembled or flat pack
- Removable side panels
- Left or right hinge door

Product Specification

Standard	ANSI/EIA-310-E - IEC 60297-2 - DIN 41494 Part 1 & 7
Material	SPCC Cold Rolled Steel
19" Rails	2.0 mm thick
Side Panels	1.0 mm thick
Other	1.2 mm thick
Colour	Grey White - RAL 9002 Black - RAL9004
Load capacity	600 kg (Static)
Front door lock	Single point cam lock swing handle
Rear door lock	Single point barrel lock
Side panels lock	Single point barrel lock

Environ CR600 – 600mm Wide Comms Rack

600 mm Deep Racks

U Size	Width	Depth	Overall Height	Grey White	Black
15U	600 mm	600 mm	870 mm	542-1566-GSBN-GW	542-1566-GSBN-BK
20U	600 mm	600 mm	1090 mm	542-2066-GSBN-GW	542-2066-GSBN-BK
24U	600 mm	600 mm	1270 mm	542-2466-GSBN-GW	542-2466-GSBN-BK
29U	600 mm	600 mm	1490 mm	542-2966-GSBN-GW	542-2966-GSBN-BK
33U	600 mm	600 mm	1670 mm	542-3366-GSBN-GW	542-3366-GSBN-BK
42U	600 mm	600 mm	2070 mm	542-4266-GSBN-GW	542-4266-GSBN-BK
47U	600 mm	600 mm	2230 mm	542-4766-GSBN-GW	542-4766-GSBN-BK

800 mm Deep Racks

U Size	Width	Depth	Overall Height	Grey White	Black
24U	600 mm	800 mm	1270 mm	542-2468-GSBN-GW	542-2468-GSBN-BK
29U	600 mm	800 mm	1490 mm	542-2968-GSBN-GW	542-2968-GSBN-BK
33U	600 mm	800 mm	1670 mm	542-3368-GSBN-GW	542-3368-GSBN-BK
42U	600 mm	800 mm	2070 mm	542-4268-GSBN-GW	542-4268-GSBN-BK
47U	600 mm	800 mm	2230 mm	542-4768-GSBN-GW	542-4768-GSBN-BK

1000 mm Deep Racks

U Size	Width	Depth	Overall Height	Grey White	Black
29U	600 mm	1000 mm	1490 mm	542-29610-GSBN-GW	542-29610-GSBN-BK
33U	600 mm	1000 mm	1670 mm	542-33610-GSBN-GW	542-33610-GSBN-BK
42U	600 mm	1000 mm	2070 mm	542-42610-GSBN-GW	542-42610-GSBN-BK
47U	600 mm	1000 mm	2230 mm	542-47610-GSBN-GW	542-47610-GSBN-BK

The racks above are supplied fully built, if you require a flat pack option then please add **-FP** to the end of each code.

Racks without side panels are also available on request.

For part numbers of racks without side panels please refer to the relevant specification sheet or via the online catalogue.

Environ CR800 – 800mm Wide Comms Rack

The Environ CR800 is a versatile range of 800 mm wide racks fitted with a glass front door. Designed to accommodate a load of up to 600 kg and available in a range of heights and depths they offer features that make them suitable for a wide range of applications in the data, security, audio visual and telecommunication arenas.

Features

- 24U to 47U high
- 600, 800 or 1000 mm deep
- Grey White or Black colour
- 600 kg load capacity
- Can be bayed with or without side panels
- Jacking feet included
- Baying kit included
- Large cut out in base for cable entry
- Heavy duty lockable castors included
- Jacking feet and castors can be fitted simultaneously
- Multiple brush strip cable entry in roof
- Aesthetically pleasing framed glass front door
- Swing handle cam lock fitted to glass front door
- Barrel lock fitted to steel rear door
- Full height front and rear easily adjustable 19" profiles
- Galvanised steel 19" mounting profiles
- 19" profiles marked with U height position
- Supplied assembled or flat pack
- High density vertical cable management
- Removable side panels
- Left or right hinge door

Product Specification

Standard	ANSI/EIA-310-E - IEC 60297-2 - DIN 41494 Part 1 & 7
Material	SPCC Cold Rolled Steel
19" Rails	2.0 mm thick
Side Panels	1.0 mm thick
Other	1.2 mm thick
Colour	Grey White - RAL 9002 Black - RAL9004
Load capacity	600 kg (Static)
Front door lock	Single point cam lock swing handle
Rear door lock	Single point barrel lock
Side panels lock	Single point barrel lock

Environ CR800 – 800mm Wide Comms Rack

600 mm Deep Racks

U Size	Width	Depth	Overall Height	Grey White	Black
24U	800 mm	600 mm	1270 mm	542-2486-GSBF-GW	542-2486-GSBF-BK
29U	800 mm	600 mm	1490 mm	542-2986-GSBF-GW	542-2986-GSBF-BK
33U	800 mm	600 mm	1670 mm	542-3386-GSBF-GW	542-3386-GSBF-BK
42U	800 mm	600 mm	2070 mm	542-4286-GSBF-GW	542-4286-GSBF-BK
47U	800 mm	600 mm	2230 mm	542-4786-GSBF-GW	542-4786-GSBF-BK

800 mm Deep Racks

U Size	Width	Depth	Overall Height	Grey White	Black
24U	800 mm	800 mm	1270 mm	542-2488-GSBF-GW	542-2488-GSBF-BK
29U	800 mm	800 mm	1490 mm	542-2988-GSBF-GW	542-2988-GSBF-BK
33U	800 mm	800 mm	1670 mm	542-3388-GSBF-GW	542-3388-GSBF-BK
42U	800 mm	800 mm	2070 mm	542-4288-GSBF-GW	542-4288-GSBF-BK
47U	800 mm	800 mm	2230 mm	542-4788-GSBF-GW	542-4788-GSBF-BK

1000 mm Deep Racks

U Size	Width	Depth	Overall Height	Grey White	Black
29U	800 mm	1000 mm	1490 mm	542-29810-GSBF-GW	542-29810-GSBF-BK
33U	800 mm	1000 mm	1670 mm	542-33810-GSBF-GW	542-33810-GSBF-BK
42U	800 mm	1000 mm	2070 mm	542-42810-GSBF-GW	542-42810-GSBF-BK
47U	800 mm	1000 mm	2230 mm	542-47810-GSBF-GW	542-47810-GSBF-BK

The racks above are supplied fully built, if you require a flat pack option then please add **-FP** to the end of each code.

Racks without side panels are also available on request.

For part numbers of racks without side panels please refer to the relevant specification sheet or via the online catalogue.

Environ ER Series

The **Environ ER** Equipment Rack provides the same set of design features as the CR series with the added benefit of a single wave design mesh front door and mesh style wardrobe rear doors providing, ventilation, strength, security, and great aesthetics. The ER range is ideal for the installation of cabling, networking, server and AV equipment.



The Environ ER range is available as a 600mm or 800mm wide with a choice of three heights and three depths – see the following pages for further details.

Environ ER Series

The Key features of the Environ ER range include:



- Wave design mesh front door



- Wardrobe style double mesh rear doors



- Swing handle single point fitted to front door



- Multiple brush strip cable entry in roof



- Side panels are lockable and can be bayed with or without side panels



- High density vertical cable management – 800 series only



- Jacking feet and castors can be fitted simultaneously



- 19" profiles marked with U height position



- Full height front and rear adjustable 19" profiles



- Side panel latch plate

Environ ER600 – 600mm Wide Equipment Rack



The Environ ER600 is a versatile range of 600 mm wide racks fitted with a wave design mesh front door and wardrobe style double mesh rear doors. Designed to accommodate a load of up to 600 kg and available in a range of heights and depths they offer features that make them suitable for a wide range of applications in the data, security, audio visual and telecommunication arenas.

Features

- Available in 29U, 42U and 47U heights
- Baying kit included
- 600, 800 or 1000 mm deep
- Can be bayed with or without side panels
- Grey White or Black colour
- 600 kg load capacity
- Jacking feet included
- Large cut out in base for cable entry
- Heavy duty lockable castors included
- Multiple brush strip cable entry in roof
- Wave design mesh front door
- Jacking feet and castors can be fitted simultaneously
- Swing handle 1 point lock fitted to front door
- Swing handle 2 point lock fitted to rear doors
- Wardrobe style double mesh rear doors
- 70% ventilation front and rear doors
- Full height front and rear adjustable 19" profiles
- Galvanised steel 19" mounting profiles
- Supplied assembled or flat pack
- 19" profile depth markings for easy adjustment
- 19" profiles marked with U height position
- Removable side panels
- Left or right hinge full door

Product Specification

Standard	ANSI/EIA-310-E - IEC 60297-2 - DIN 41494 Part 1 & 7
Material	SPCC Cold Rolled Steel
19" Rails	2.0 mm thick
Side Panels	1.0 mm thick
Other	1.2 mm thick
Colour	Grey White - RAL 9002 Black - RAL9004
Load capacity	600 kg (Static)
Front door lock	1 point swing handle cam lock
Rear door lock	2 point swing handle cam lock
Side panels lock	Single point barrel lock

Environ ER600 – 600mm Wide Equipment Rack

600 mm Deep Racks

U Size	Width	Depth	Overall Height	Grey White	Black
29U	600 mm	600 mm	1490 mm	542-2966-WDBN-GW	542-2966-WDBN-BK
42U	600 mm	600 mm	2070 mm	542-4266-WDBN-GW	542-4266-WDBN-BK
47U	600 mm	600 mm	2230 mm	542-4766-WDBN-GW	542-4766-WDBN-BK

800 mm Deep Racks

U Size	Width	Depth	Overall Height	Grey White	Black
29U	600 mm	800 mm	1490 mm	542-2968-WDBN-GW	542-2968-WDBN-BK
42U	600 mm	800 mm	2070 mm	542-4268-WDBN-GW	542-4268-WDBN-BK
47U	600 mm	800 mm	2230 mm	542-4768-WDBN-GW	542-4768-WDBN-BK

1000 mm Deep Racks

U Size	Width	Depth	Overall Height	Grey White	Black
29U	600 mm	1000 mm	1490 mm	542-29610-WDBN-GW	542-29610-WDBN-BK
42U	600 mm	1000 mm	2070 mm	542-42610-WDBN-GW	542-42610-WDBN-BK
47U	600 mm	1000 mm	2230 mm	542-47610-WDBN-GW	542-47610-WDBN-BK

The racks above are supplied fully built, if you require a flat pack option then please add **-FP** to the end of each code.

Racks without side panels are also available on request.

For part numbers of racks without side panels please refer to the relevant specification sheet or via the online catalogue.

Environ ER800 – 800mm Wide Equipment Rack



The Environ ER800 is a versatile range of 800 mm wide racks fitted with a wave design mesh front door and wardrobe style double mesh rear doors. Designed to accommodate a load of up to 600 kg and available in a range of heights and depths they offer features that make this rack suitable for a wide range of applications in the data, security, audio visual and telecommunication arenas.

Features

- Available in 29U, 42U and 47U heights
- Baying kit included
- 600, 800 or 1000 mm deep
- Can be bayed with or without side panels
- Grey White or Black colour
- 600 kg load capacity
- Jacking feet included
- Large cut out in base for cable entry
- Heavy duty lockable castors included
- Multiple brush strip cable entry in roof
- Wave design mesh front door
- Jacking feet and castors can be fitted simultaneously
- Swing handle 1 point lock fitted to front door
- Swing handle 2 point lock fitted to rear doors
- Wardrobe style double mesh rear doors
- 70% ventilation front and rear doors
- Full height front and rear adjustable 19" profiles
- Galvanised steel 19" mounting profiles
- Supplied assembled or flat pack
- 19" profile depth markings for easy adjustment
- 19" profiles marked with U height position High density vertical cable management
- Removable side panels
- Left or right hinge full door

Product Specification

Standard	ANSI/EIA-310-E - IEC 60297-2 - DIN 41494 Part 1 & 7
Material	SPCC Cold Rolled Steel
19" Rails	2.0 mm thick
Side Panels	1.0 mm thick
Other	1.2 mm thick
Colour	Grey White - RAL 9002 Black - RAL9004
Load capacity	600 kg (Static)
Front door lock	1 point swing handle cam lock
Rear door lock	2 point swing handle cam lock
Side panels lock	Single point barrel lock

Environ ER800 – 800mm Wide Equipment Rack

600 mm Deep Racks

U Size	Width	Depth	Overall Height	Grey White	Black
29U	800 mm	600 mm	1490 mm	542-2986-WDBF-GW	542-2986-WDBF-BK
42U	800 mm	600 mm	2070 mm	542-4286-WDBF-GW	542-4286-WDBF-BK
47U	800 mm	600 mm	2230 mm	542-4786-WDBF-GW	542-4786-WDBF-BK

800 mm Deep Racks

U Size	Width	Depth	Overall Height	Grey White	Black
29U	800 mm	800 mm	1490 mm	542-2988-WDBF-GW	542-2988-WDBF-BK
42U	800 mm	800 mm	2070 mm	542-4288-WDBF-GW	542-4288-WDBF-BK
47U	800 mm	800 mm	2230 mm	542-4788-WDBF-GW	542-4788-WDBF-BK

1000 mm Deep Racks

U Size	Width	Depth	Overall Height	Grey White	Black
29U	800 mm	1000 mm	1490 mm	542-29810-WDBF-GW	542-29810-WDBF-BK
42U	800 mm	1000 mm	2070 mm	542-42810-WDBF-GW	542-42810-WDBF-BK
47U	800 mm	1000 mm	2230 mm	542-47810-WDBF-GW	542-47810-WDBF-BK

The racks above are supplied fully built, if you require a flat pack option then please add – **FP** to the end of each code.

Racks without side panels are also available on request.

For part numbers of racks without side panels please refer to the relevant specification sheet or via the online catalogue.

Environ SR Series


The **Environ SR** Server Rack range is designed to provide choice, functionality, and ease of use within high density server and equipment installations. With improved load bearing, split side panels, together with mesh design front and rear door options, the SR range is ideal for data centre and enterprise equipment room installations.



The Environ SR range is available as a 600mm or 800mm wide with a choice of three heights and two depths
– see the following pages for further details.

Environ SR Series

The Key features of the Environ SR range include:



- Wave design mesh front door



- Swing handle front door



- Swing handle two point lock fitted to front door



- Swing handle three point lock fitted to rear doors



- Quick release hinged side panels
- 42U and 47U only



- High density vertical cable management
- 800 series only



- Jacking feet and castors can be fitted simultaneously



- Multiple letterbox brush style cable entry
in roof



- Full height front and rear adjustable 19" profiles



- Sliding base panels for cable entry

Environ SR600 – 600mm Wide Server Rack



The Environ SR600 is a versatile range of 600 mm wide racks fitted with a wave vented front door and double vented rear doors. Designed to accommodate a load of up to 1300 kg and available in a range of heights and depths they offer features that make them suitable for a wide range of applications in the data centre and telecommunications arenas.

Features

- Available in 29U, 42U and 47U heights
- Baying kit included
- 1000 or 1200 mm deep
- Can be bayed with or without side panels
- Grey White or Black colour
- Jacking feet included
- 1300 kg load capacity
- Removable and sliding base panels for cable entry
- Multiple letterbox brush style cable entry in roof
- Heavy duty lockable castors included
- Jacking feet and castors can be fitted simultaneously
- Wave design mesh style front door
- Swing handle two point lock front door
- Wardrobe style double mesh rear doors
- Swing handle three point lock rear doors
- Full height front and rear adjustable 19" profiles
- Galvanised steel 19" mounting profiles
- Supplied assembled or flat pack
- 19" profiles marked with U height position
- 70% ventilation front and rear doors
- Quick release hinged doors
- Doors open 235° / 180°
- Removable side panels - horizontally split on 42U and 47U

Product Specification

Standard	ANSI/EIA-310-E - IEC 60297-2 - DIN 41494 Part 1 & 7
Material	SPCC Cold Rolled Steel
19" Rails	2.0 mm thick
Top bar	1.5 mm thick
Door, top panel and side frame	1.2 mm thick
Other	1.0 mm thick
Colour	Grey White - RAL 9002 Black - RAL9004
Load capacity	1300 kg (Static)
Front door lock	2 point swing handle cam lock
Rear door lock	3 point swing handle cam lock
Side panels lock	Single point slam latch lock

Environ SR600 – 600mm Wide Server Rack

1000 mm Deep Racks

U Size	Width	Depth	Overall Height	Grey White	Black
29U	600 mm	1000 mm	1422 mm	544-29610-WDBN-GW	544-29610-WDBN-BK
42U	600 mm	1000 mm	2000 mm	544-42610-WDBN-GW	544-42610-WDBN-BK
47U	600 mm	1000 mm	2223 mm	544-47610-WDBN-GW	544-47610-WDBN-BK

1200 mm Deep Racks

U Size	Width	Depth	Overall Height	Grey White	Black
29U	600 mm	1200 mm	1422 mm	544-29612-WDBN-GW	544-29612-WDBN-BK
42U	600 mm	1200 mm	2000 mm	544-42612-WDBN-GW	544-42612-WDBN-BK
47U	600 mm	1200 mm	2223 mm	544-47612-WDBN-GW	544-47612-WDBN-BK

The racks above are supplied fully built, if you require a flat pack option then please add **-FP** to the end of each code.

Environ SR800 – 800mm Wide Server Rack



The Environ SR800 is a versatile range of 800 mm wide racks fitted with a wave vented front door and double vented rear doors. Designed to accommodate a load of up to 1300 kg and available in a range of heights and depths they offer features that make them suitable for a wide range of applications in the data centre and telecommunications arenas.

Features

- Available in 29U, 42U and 47U heights
- Baying kit included
- 1000 or 1200 mm deep
- Can be bayed with or without side panels
- Grey White or Black colour
- Jacking feet included
- 1300 kg load capacity
- Removable and sliding base panels for cable entry
- Multiple letterbox brush style cable entry in roof
- Wave design mesh style front door
- Heavy duty lockable castors included
- Jacking feet and castors can be fitted simultaneously
- Swing handle two point lock front door
- Wardrobe style double mesh rear doors
- Swing handle three point lock rear doors
- High density vertical cable management
- Full height front and rear adjustable 19" profiles
- Galvanised steel 19" mounting profiles
- Supplied assembled or flat pack
- 19" profiles marked with U height position
- 70% ventilation front and rear doors
- Quick release hinged doors
- Doors open 235° / 180°
- 150mm cable tray included
- Removable side panels - horizontally split on 42U and 47U

Product Specification

Standard	ANSI/EIA-310-E - IEC 60297-2 - DIN 41494 Part 1 & 7
Material	SPCC Cold Rolled Steel
19" Rails	2.0 mm thick
Top bar	1.5 mm thick
Door, top panel and side frame	1.2 mm thick
Other	1.0 mm thick
Colour	Grey White - RAL 9002 Black - RAL9004
Load capacity	1300 kg (Static)
Front door lock	2 point swing handle cam lock
Rear door lock	3 point swing handle cam lock
Side panels lock	Single point slam latch lock

Environ SR800 – 800mm Wide Server Rack

1000 mm Deep Racks

U Size	Width	Depth	Overall Height	Grey White	Black
29U	800 mm	1000 mm	1422 mm	544-29810-WDBR-GW	544-29810-WDBR-BK
42U	800 mm	1000 mm	2000 mm	544-42810-WDBR-GW	544-42810-WDBR-BK
47U	800 mm	1000 mm	2223 mm	544-47810-WDBR-GW	544-47810-WDBR-BK

1200 mm Deep Racks

U Size	Width	Depth	Overall Height	Grey White	Black
29U	800 mm	1200 mm	1422 mm	544-29812-WDBR-GW	544-29812-WDBR-BK
42U	800 mm	1200 mm	2000 mm	544-42812-WDBR-GW	544-42812-WDBR-BK
47U	800 mm	1200 mm	2223 mm	544-47812-WDBR-GW	544-47812-WDBR-BK

The racks above are supplied fully built, if you require a flat pack option then please add – **FP** to the end of each code.

Environ Locking Solutions

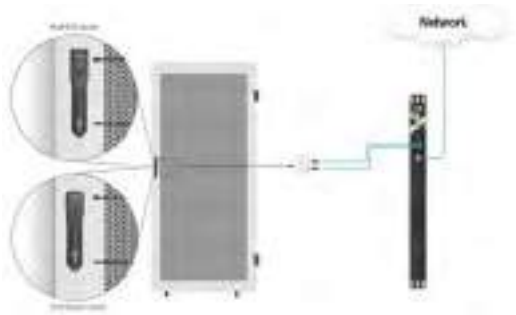
Environ Locking Solutions from Excel, in conjunction with Southco and Suprema, provide an ergonomic and stylish solution to environments where security is paramount. The solution can be standalone, networkable, integrate into Access Control systems, BMS and include Biometrics.

The Solution brings intelligence and monitoring right down to the lock level of a data rack, giving you ultimate control of access to the services and equipment within a comms room or data centre, making it perfect for co-location deployments and remote sites where access is restricted for authorised personnel only.

RFiD Intelligent

The Lock with built in RFiD reader is the ultimate in data rack security. This lock provides intelligence and monitoring, allowing for remote locking and unlocking, with built in integral key lock for manual over-ride.

This solution is offered as a fitted handle to a complete rack.



Biometric Intelligent

Remove the possibility of fraudulent access through mislaid keys or corrupt activity, with biometric readers within the lock.

The Solution is data centre centric with the market shift towards cloud, colocation and managed service offerings, where multiple clients are facilitated.

This solution is offered as a fitted handle to a complete rack.

Standalone Combination Lock

Have up to 20 unique combination codes on each lock with the standalone solution, on any of the latch mechanism doors with the CR and ER series racks.

This self contained system is locally powered through a 3AA battery power pack. The system is easily programmed with a management key and has activation life cycle of circa 50,000 operations.

This solution is offered as piece part for retro fitting to a rack or can be supplied fitted.



Standalone RFID lock

Have up to 20 cards programmed on each lock with the standalone solution on any of the latch mechanism doors within the CR and ER series racks.

This self contained system is locally powered through a 3AA battery power pack. The system is easily programmed with a management key and has activation life cycle of circa 50,000 operations.

This solution is offered as piece part for retro fitting to a rack or can be supplied fitted.



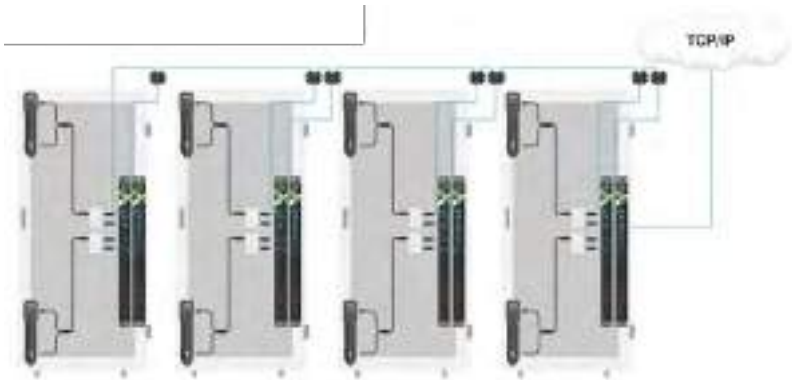
Integration options

The intelligent versions of the lock range are easily integrated in to various systems to create a totally intelligent solution. With this function the locks can become networkable, allowing for remote access activation. Alarm outputs can be configured to give notification of door open requests.

Excel Intelligent PDU

The locks can be powered and integrate with the Excel Intelligent PDU solution. By using a junction box, the tin open ended wire harness loom can be split into two RJ22 cables, allowing for the 12VDC to power the unit and the other receiving the Wiegand outputs from the integrated reader. The PDU can activate 2 locks, with simultaneous operation.

2 Door setup in row of racks through Excel Intelligent PDU's



The PDU's can be daisy chained together to create a series of intelligent networkable handles that can be opened locally or remotely through the free software.

How to obtain a quotation for an Intelligent Lock Solution

Before we can quote for an intelligent lock solution we require a few basic facts from you:

1. What rack do you require the lock to be fitted on?
2. Which door do you wish to have the locks fitted on? – Front/rear (please note all locks are not compatible with all door styles – See table below)
3. Do you wish the system to be standalone? – Select the SC style handle
4. Do you wish the system to have networkable functionality? – select the H3 style handle
5. Do you require keypad, RFID or biometric authentication? – if RFID what reader technology

Once we have this information we will be able to provide you with a full quotation.

SC: This solution is provided with a battery pack that activates the lock circa 50,000 times.

H3: This solution is operated by 12 VDC and is not provided within the lock kit.

See integration options for more information.

Biometric authentication: only available on H3 series.

To help understand which locks can be fitted to which doors please see below compatibility chart.

These locks are only sold as part of Environ rack and will come fitted complete with the open ended Y cables fitted to the doors (on H3 range) to allow for final fitting into power source and Wiegand output receiver.

Intelligent handle / door compatibility chart

Door	Lock style	
	SC	H3
SR - Front door	x	✓
SR - Rear door	x	✓
ER - Front door	✓	✓
ER - Rear door	x	✓
CR - Front door	✓	x
CR - Rear door	x	x
WR - Front door	x	x

Associated items:

Programming Keys (Use with SC Handles)

SC-A10-10 Southco Programming Key

SC-A20-10 Southco Manager Key

SC-A30-10 Southco User Key

Locking System Card (Use with SC & H3 Handles)

EA-C2-021- Southco RFID Proximity card HID 125khz 26Bit (H3 only)

EA-C3-021- Southco RFID 13.56Mhz Mifare Classic Card 4B CSN

Integration Kit (Use with H3 Handles

EA-A01-102 - Southco Security System Integration Kit

The EA-A01 Security System Integration Kit simplifies the cabling and connections necessary between the Electronic Swing handle with integrated card reader, and any Wiegand based access control system.

The Kit allows for integration of the locks into a BMS (Building Management System), taking existing security all the way to rack level within a Data Centre.

When integrated with an existing access control system, the new Integration Kit facilitates complete remote control and monitoring from building and room access down to server door access.



Environ Shelves

A range of shelves to suit the Environ Racks in different environments and applications.

Features

- Choice of depths
- Cantilever, fixed, adjustable, or sliding shelves
- Grey White or Black
- High load rating

Cantilever Shelves

The cantilever shelves are mounted using one set of the 19" profiles offering flexibility of fitting.



Features

- Choice of depths
- Grey White or Black
- 10 kg load capacity

		Compatibility								
		CR ER SR Depth				OR	WR Depth			
		600	800	1000	1200	OR	390	500	600	
Grey White	Black	Shelf Depth	✓	✓	✓	✓	✓	✓	✓	✓
542-020-GE	542-020-BK	190	✓	✓	✓	✓	✓	✓	✓	✓
542-021-GE	542-021-BK	400	✓	✓	✓	✓	✓	✓	✓	✓

• All dimensions are in mm

Fixed Shelves

The fixed shelves are mounted using the front and rear 19" profiles.



Features

- Choice of depths
- Grey White or Black
- Front and rear profile mounting
- 80 kg load capacity

		Compatibility								
		CR ER Depth		SR Depth		OR	WR Depth			
		600	800	1000	1000	1200	OR	390	500	600
Grey White	Black	Mounting Depth	✓	✓	✓	✓	✓	✓	✓	✓
542-022-GE	542-022-BK	350	✓	✓	✓	✓	✓	✓	✓	✓
542-023-GE	542-023-BK	550		✓	✓	✓	✓			
542-023-GE	542-024-BK	720			✓		✓			

• All dimensions are in mm

Environ Shelves

Adjustable Shelf

The adjustable shelf is mounted using the front and rear 19" profiles. The shelf can be assembled to fit a range of depths of racks and allow flexibility when setting the 19" profile positions.



Features

- Adjustable depth
- Permits flexibility of 19" profile position
- Grey White or Black
- 80 kg load capacity
- Front and rear profile mounting
- 1U high

		Compatibility								
		CR ER SR Depth				OR	WR Depth			
Grey White	Black	Depth	600	800	1000	1200	OR	390	500	600
542-026-GE	542-026-BK	430-720		✓	✓	✓				✓

- All dimensions are in mm

Sliding Shelves

The forward sliding shelves are mounted using the front and rear 19" profiles. The shelves can be assembled to fit a range of depths of racks and allow flexibility when setting the 19" profile positions.



Features

- Sliding shelf
- Adjustable depth fixings
- Grey White or Black
- 30 kg load capacity

		Compatibility										
		CR ER SR Depth				OR	WR Depth					
Grey White	Black	Mounting Depth		Shelf Depth	600	800	1000	1200	OR	390	500	600
		Min	Max									
542-027-GE	542-027-BK	375	660	350	✓	✓	✓	✓				
542-028-GE	542-028-BK	605	855	563			✓	✓				

- All dimensions are in mm

Environ Fan Trays



Four Way Roof Mount Fan Trays

The four way version fits into the roof section of the Environ CR, ER & SR Racks and consists of four 230V, 50Hz fans. The Fan trays are supplied with BS1363 (UK) and Schuko 3m IEC 60320 C13 power leads. The IEC 60320 C13 power leads allow for easy installation and may be replaced to suit the specific power connection.



Features

- Four fans per tray
- Supplied with UK and Schuko power leads
- Quick and easy to fit
- Noise level 27 – 28dB
- Available in black and grey white
- Supplied with detachable IEC 60320 C13 mains lead
- Airflow 78 – 84m³/hour per fan

Rack Mount Fan Trays

19" rack mounted fan tray available with three or six fans.

Features

- Available in Grey White or Black
- Occupies 1U of rack space
- Supplied with detachable IEC 60320 C13 mains lead

CR, ER and SR Racks

Description	Grey White	Black
4 Way Roof Fan Tray (supplied with UK power lead)	542-044-GE	542-044-BK
4 Way Roof Fan Tray (supplied with Schuko power lead)	542-044-GE-SCHUKO	542-044-BK-SCHUKO
2 Way Roof Fan Tray (supplied with UK power lead)	-	542-042-BK
1U 3 Way Rack Mount Fan Tray (UK)	MU3	MU3-BK



Two Way Roof Mount Fan Trays

The two way version fits into the roof section of the Environ WR wall racks. The Fan trays are supplied with either a BS1363 (UK) or Schuko 3m IEC 60320 C13 power lead (*See Part Number table*). The IEC 60320 C13 power leads allow for easy installation and may be replaced to suit the specific power connection.



Features

- Two fans per tray
- Quick and easy to fit
- Noise level 27 – 28dB
- Available in Grey White or Black
- Supplied with detachable IEC 60320 C13 mains lead
- Airflow 78 – 84m³/hour per fan

WR Racks

Description	Grey White	Black
2 Way Roof Fan Tray (UK)	540-302	540-302-BK
2 Way Roof Fan Tray (Schuko)	540-302-SCHUKO	540-302-BK-SCHUKO

Environ Combi Lock

The Excel Environ Combination Rack Lock can easily replace the "T" handle lock fitted to Environ racks to offer an alternative to issue keys for access. The user can define the combination that is required to open the lock and it is supplied with a key override. Full fixings are supplied with the lock, to permit fitting to Single or Double doors within the CR, ER & SR ranges. The same lock is used with the 1, 2 & 3 point locking systems.

Features

- Compatible with Environ CR, ER & SR
- User Defined 3 Digit Combination
- Key Override
- Works with Single & Double Doors
- Works with 1, 2 & 3 point locking doors
- Alternative to issuing keys for entry
- Fits 150x25mm door aperture

Description	Part Number
Environ CR, ER, SR Combination Lock	542-005



NEW
excel

Environ Split Profiles

Excel split profiles allow for maximum usage of a rack when networking equipment needs to be deployed within an Environ rack at differing depths.

Features

- Easy assembly
- U height markings

Description	Part Number
Excel SR 19" Split Profiles (Pair) - 47U	544-547



NEW
excel

Excel Blanking Plates and Letterbox Panels



To improve cabinet appearance Blank Plates can be installed to cover unused space. Letterbox Panels allow patch cords to be fed to or from the rear of the cabinet.

Features

- Enhances Cabinet Appearance
- Black

Description	Part Number
1U Double Brush Strip – Middle Split	100-595
1U Blank Plate Black	100-598
1U Brush Strip Black	100-599
2U Blank Plate Black	100-602
3U Blank Plate Black	100-606
1U Letterbox Plate Black	100-610

Excel Snap-in Blank Panels



A range of strong Steel 19" Blanking Plates suitable for all 19" racks and frames which utilise profiles with square cage nut holes. Promotes air flow characteristics of the rack. Fitting is simple and does not require any tools. Fixings are plastic rivets which fit the square profile holes and can be reused & moved many times.

Features

- Standard 19-inch Profile
- Snap-In Plastic Fixings - No Tools Required
- Steel Construction
- Promotes airflow within the rack

Description	Part Number
1U Black Snap-in blanking panel	100-591
2U Black Snap-in blanking panel	100-592
3U Black Snap-in blanking panel	100-593

Excel Cable Management Bars

A wide range of 19" Vertical Cable management bars are available.

Features

- Metal or Plastic Management Hoops
- 1 and 2U Options
- Horizontal and Vertical Hoops
- Cage Nut Set included



Description	Part Number
1U Black Bar, 4 Vertical Metal 65mm Hoops	100-582
1U Black Bar, 5 Vertical Metal 100mm Hoops	100-583
1U Black Bar, 5 Vertical Plastic 65mm Hoops	100-586
1U Black Bar, 5 Vertical Plastic 65mm Hoops – 2 Pack	100-048
2U Black Bar, 4 Vertical Metal 65mm Hoops	100-594

Excel Chrome Management Bar

1U 19" 5 Way Chrome Cable Management Bar. Provides an aesthetically pleasing and efficient way of managing patch cords, with built in 'letter box' cut out for excess cable.



Features

- Complements the Excel Category 6_A Chrome Panel and Modules

Description	Part Number
1U 5 Way Chrome Cable Management Bar	100-031
0.5U 5 Way Chrome Cable Management Bar	100-581

Environ Keys



Spare keys for the Environ racks that fit CR, ER & SR racks.

Description	Part Number
Environ Keys x 2	542-001

Environ Unique locks and Key sets



Image shows 542-ER Unique

Unique Key & Barrel sets for Environ range of Racks. These kits consist of a complete replacement of all locks and handles. 100 different key codes selected at random and extra keys can be supplied to order.

Easy to install - straight replacement of the standard locks & barrels.

- Available for CR, ER and SR range
- Includes 8 keys
- 100 different keys available
- Extra keys available to order
- All locks required for doors and side panels



Description	Part Number
Excel Environ CR Unique Lock (1x handle 3x barrel)	542-UNIQUE KEYS
Excel Environ CR Unique Lock (2x handle 2x barrel)	542-ER-UNIQUE KEYS
Excel Environ SR Unique Lock (2x handle 4x Slam latch locks)	544-UNIQUE KEYS

Document Holder



A4 document holder that sticks to the outside of the Environ racks to hold relevant documentation.

Description	Part Number
Document Holder - Grey	542-002-GE



SR Anti-tilt Kit

The SR Anti-tilt Kit provides a greater stability to the SR racks. The anti-tilt kit is fitted with the jacking feet in place.

Features

- Easy fixing
- Provides greater stability



Description	Grey White	Black
SR 600 mm Wide Anti-tilt kit	544-506-GE	544-506-BK
SR 800 mm Wide Anti-tilt kit	544-508-GE	544-508-BK



Environ Plinths

Available as an option to suit all sizes of Excel Environ Racks, the plinth increases the overall height of the rack by approximately 100mm and allows for easy cable access into the base of the rack. The plinth is manufactured with removable sides to further aid access for cabling and leveling purposes.

* Except only feet not castors

Features

- Cable entry to rack via brush strips on all sides
- Increases rack height by 100mm



CR and ER Racks

Description	Grey White	Black
600 mm Wide x 600 mm Deep	542-966-GE	542-966-BK
600 mm Wide x 800 mm Deep	542-968-GE	542-968-BK
600 mm Wide x 1000 mm Deep	542-960-GE	542-960-BK
800 mm Wide x 600 mm Deep	542-986-GE	542-986-BK
800 mm Wide x 800 mm Deep	542-988-GE	542-988-BK
800 mm Wide x 1000 mm Deep	542-980-GE	542-980-BK



SR Racks

Description	Grey White	Black
600 mm Wide x 1000 mm Deep	-	544-960-BK
600 mm Wide x 1200 mm Deep	-	544-962-BK
800 mm Wide x 1000 mm Deep	544-980-GE	544-980-BK
800 mm Wide x 1200 mm Deep	544-982-GE	544-982-BK



Environ Cable Tray




The lightweight design makes installation and cable feed quick and easy.

Features

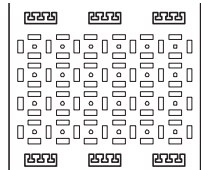
- Available in a range of sizes
- Supplied in packs of 2
- Compatible with all Environ floor standing racks.
- Multiple cable tie fixing methods
- 150mm or 300 mm wide
- Colour matched to Environ rack

150 mm Wide Cable Tray



Description	Grey White	Black
29U - 150 mm Wide (2 qty)	542-150-29-GE	542-150-29-BK
32U - 150 mm Wide (2 qty)	542-150-32-GE	542-150-32-BK
42U - 150 mm Wide (2 qty)	542-150-42-GE	542-150-42-BK
47U - 150 mm Wide (2 qty)	542-150-47-GE	542-150-47-BK

300 mm Wide Cable Tray



Description	Grey White	Black
29U - 300 mm Wide (2 qty)	542-300-29-GE	542-300-29-BK
32U - 300 mm Wide (2 qty)	542-300-32-GE	542-300-32-BK
42U - 300 mm Wide (2 qty)	542-300-42-GE	542-300-42-BK
47U - 300 mm Wide (2 qty)	542-300-47-GE	542-300-47-BK

Environ Plastic finger management



Vertical Cable and Patch Lead management units, sold individually and available in 6U and 14U heights. Manufactured to fit the Environ range of ER and CR Racks. These units can be mixed and matched to create bespoke solutions as and when needed.

Features

- Fit the CR/ER series
- Create the overall size you require
- Flexible and strong fillets

Description	Part Number
6U Plastic Finger Management for CR/ER – Black	542-106
14U Plastic Finger Management for CR/ER – Black	542-114

Earth Bonding Kit

An Earth Bonding Kit is installed between the frame and doors, all panels are fitted with earth studs.



Description	Part Number
CR/ER Earth Bonding Kit - 6 pcs Pack	542-006
SR Earth Bonding Kit - 8 pcs Pack	544-006

Excel Roof Bracket for Basket Tray

These roof brackets create a perfect solution when overhead fixing of basket tray in not possible, utilising the roof of the racks to install the desired tray.

Note: fixings not included

Features

- Flexible slots to accept various basket tray sizes
- Built in lips for securing
- Black powder coat finish



Description	Part Number
Excel Roof Bracket for Basket Tray – (Pair)	542-060



Excel Waterfall bracket

Waterfall bracket for mounting direct to cable basket to facilitate the safe exit of cables from the basket, ensuring that the cables are properly managed and not damaged. Provides smooth transition for all cable types (fibre, copper) from the horizontal basket to the vertical drop.



Features

- Clips to standard cable basket
- Black powder coat finish
- For Copper and Fibre Cables
- 90mm wide
- Strong Steel Construction

Description	Part Number
Excel waterfall bracket use with basket tray & rear bracket	542-055



Environ Vertical Plastic Finger Management



Vertical Cable and Patch Lead management units, sold in pairs and available in 42U and 47U heights. Manufactured to fit the Environ range of ER and CR Racks. The steel back plate features large holes to allow the cables to pass into the rack. The management door is hinged and can be either left or right-hand opening.

Features

- Steel Construction with plastic molded fingers
- Sold in Pairs
- Double-hinged front covers
- Fixings included

NEW
excel

Description	Part Number
Excel Environ 42u vertical plastic finger management Black 1Pair	542-920-BK
Excel Environ 47u vertical plastic finger management Black 1Pair	542-921-BK

Excel Plastic Vertical Management Rings



The Excel Vertical Cable Management rings have been introduced to compliment the Patch Rack System however they can be installed in all cabinets to assist in the management of patch cables. Manufactured from high quality ABS plastic. The larger rings have the capacity to manage over 100 patch leads.

They come complete with cage nuts and screws to mount them to the side of the 19" profiles of the Excel Environ cabinets or the Patch Rack.

Features

- Manage over 100 patch leads
- ABS plastic

NEW
excel

Description	Part Number
Excel Vertical Management Ring – Medium – Black	100-923
Excel Vertical Management Ring – Large – Black	100-924

Cable Management Rings



Environ Cable/Patch Lead Management Ring designed to easily fix to the 19" profiles of the Environ range of cabinets (and others). Large size to accommodate many cables and patch leads. Several mounting options to suit cabinet configuration, with fixings included.

Features

- Large size to accommodate many cables (95mm x 200mm)
- All steel construction
- Fits the Excel Environ range of cabinets
- Nickel Plated
- Fixes to 19" profiles
- Fixings included

NEW
excel

Description	Part Number
Excel Chrome Cable Management Ring 200mm X 95mm - PK10	100-607

Excel Patch Rack

The Excel Patch Rack provides the ideal solution for 'Top of Rack' patching applications within the Data Centre or Main Equipment Room. The Excel Patch Rack can be mounted on to Basket Tray or Ladder style containment. It can also be mounted directly onto the floor slab above a false ceiling to provide a consolidation point within commercial office installations.

Features

- Available in 4U or 8U options

Description	Part Number
Excel 4U Patch Rack – Black	100-920
Excel 8U Patch Rack – Black	100-921



Excel Trunk cable Manager

The Excel Trunk Cable Manager is designed to accommodate excess slack trunk cable within the data centre or MER. It is particularly effective for managing pre-terminated fibre installations when exact measurements are not always possible.

This sturdy solution created from 1.5mm powder coated mild steel also combines 4 plastic management rings at the front to provide the patch lead management without taking up any additional U space.

Features

- Integrated U saving design
- Keeps cable slack tidy

Description	Part Number
Excel Trunk Cable manager – Black	100-922



19" Stand-off Brackets

Allow for PDU's and Patch panels to be mounted whilst utilising zero U space within a rack.

Description	Part Number
Excel 1U Stand-off Brackets – (pair)	100-092
Excel 2U Stand-off Brackets – (pair)	100-093



Environ Wall Rack Series

The **Environ WR** range of wall mount racks have been designed with strength, ease of use and aesthetics in mind. They are designed for the installation of both cabling and equipment and are ideal for use across a range of applications including local area networking (LAN) cabling and hardware, and the housing of security and AV equipment.

We hold large stocks for next day free delivery to the UK mainland and they are widely available through local distributors across Europe and the Middle East.

The Key features of the Environ WR range include:



- Aesthetically pleasing framed safety glass front door



- Lockable, quick release side panes for maximum access into rack

- First fix mounting plate



- Cable entry cut out in top and base

- Angled vented roof

- Adjustable 19" mounting profiles

Environ Wall Mounted Racks

Environ wall mounted racks are available in a choice of 390mm, 500mm and 600mm depths. They are designed for the installation of both cabling and equipment and are ideal for use across a range of applications including local area networking (LAN) cabling and hardware, and the housing of security, audio and visual equipment.

A full range of Excel accessories are available to complete cable or equipment installation from shelving through to ventilation and power distribution units.

Features

- Choice of 390mm, 500mm and 600mm depths
- Available in 6 heights, 6U, 9U, 12U, 15U, 18U and 21U
- Available in grey and black
- Aesthetically pleasing framed safety glass front door
- Load carrying capacity 63kg on 390mm and 60kg on 500mm and 600mm depths
- Quick release doors
- Lockable, quick release side panels for maximum access into rack
- Angled vented roof
- Fully adjustable front and rear 19" mounting profiles
- Removable cable entry panel in top and base providing easy access to install cables and equipment. NB. The back is not removable.
- Available as a flat pack
- First fix mounting plate included as standard



Product Specification

Material Thickness	
Rack Part	
Frame	1.20mm
Top cover and fan entry plate	1.20mm
19" mounting angles	1.50mm
Side panels	1.20mm
Front door frame	1.20mm
Front door glass	5.00mm

Product Standard Compliance	
Process/Part	Standard
Manufacturing facility	ISO 9001:2000
19" mounting angles	IEC60297-1
Overall rack dimensions	IEC60297-2
Load carrying capacity, 390mm	63kg
Load carrying capacity, 500mm and 600mm	60kg
Paint finish, grey rack	RAL 7035
Paint finish, black rack	RAL 9004
Paint finish, front door blue trim	RAL 5013
Glass door, safety specification	BS3193:1993
Surface treatment	Phosphate Coating

Environ Wall Mounted Racks

WR390 Series – 390mm Deep

U Size	Width (mm)	Overall Height (mm)	Depth (mm)	Part Number Grey	Part Number Grey Flat Pack	Part Number Black	Part Number Black Flat Pack
6U	600	368	390	WB6.390SG	WBFP6.390SG	WB6.390SG-BK	WBFP6.390SGB
9U	600	501	390	WB9.390SG	WBFP9.390SG	WB9.390SG-BK	WBFP9.390SGB
12U	600	635	390	WB12.390SG	WBFP12.390SG	WB12.390SG-BK	WBFP12.390SGB
15U	600	769	390	WB15.390SG	WBFP15.390SG	WB15.390SG-BK	WBFP15.390SGB
18U	600	901	390	WB18.390SG	WBFP18.390SG	WB18.390SG-BK	WBFP18.390SGB
21U	600	1037	390	WB21.390SG	WBFP21.390SG	WB21.390SG-BK	WBFP21.390SGB

WR500 Series – 500mm Deep

U Size	Width (mm)	Overall Height (mm)	Depth (mm)	Part Number Grey	Part Number Grey Flat Pack	Part Number Black	Part Number Black Flat Pack
6U	600	368	500	WB6.5SG	WBFP6.5SG	WB6.5SGB	WBFP6.5SGB
9U	600	501	500	WB9.5SG	WBFP9.5SG	WB9.5SGB	WBFP9.5SGB
12U	600	635	500	WB12.5SG	WBFP12.5SG	WB12.5SGB	WBFP12.5SGB
15U	600	769	500	WB15.5SG	WBFP15.5SG	WB15.5SGB	WBFP15.5SGB
18U	600	901	500	WB18.5SG	WBFP18.5SG	WB18.5SGB	WBFP18.5SGB
21U	600	1037	500	WB21.5SG	WBFP21.5SG	WB21.5SGB	WBFP21.5SGB

WR600 Series – 600mm Deep

U Size	Width (mm)	Overall Height (mm)	Depth (mm)	Part Number Grey	Part Number Grey Flat Pack	Part Number Black	Part Number Black Flat Pack
6U	600	368	600	WB6.6SG	WBFP6.6SG	WB6.6SGB	WBFP6.6SGB
9U	600	501	600	WB9.6SG	WBFP9.6SG	WB9.6SGB	WBFP9.6SGB
12U	600	635	600	WB12.6SG	WBFP12.6SG	WB12.6SGB	WBFP12.6SGB
15U	600	769	600	WB15.6SG	WBFP15.6SG	WB15.6SGB	WBFP15.6SGB
18U	600	901	600	WB18.6SG	WBFP18.6SG	WB18.6SGB	WBFP18.6SGB
21U	600	1037	600	WB21.6SG	WBFP21.6SG	WB21.6SGB	WBFP21.6SGB

FLAT PACK
excel

Now available for fast on site assembly

Speak to our sales team if you need steel doors

Please check with your local Excel Sales Office or distributor for in country product availability

Excel Verticab

The Excel Verticab offers a flexible solution for mounting equipment or patch panels, both copper and fibre in a variety of positions. This cabinet may be mounted on the wall, on the ceiling or in the floor void. The cabinet provides 3U deep mounting and 2U of shallow mounting to accommodate various patch panels and equipment. As standard the Excel Verticab includes cable securing and entry positions in an aesthetic enclosure. The hinged front cover is both lockable and supported by a gas strut.

The Excel Verticab is ideal for use as a consolidation point, Small Active equipment housing or Residential cabinet.



Description	Part Number
Excel 19" Verticab - Provides 5U Mounting Space	350-752

Excel Residential SoHo Cabinet

Excel Residential SoHo cabinet has been designed and manufactured to accommodate the 'Hub' of a modern home automation solution, it combines both the main patching field as well as active equipment used within a Residential/Home network.

Features

- Slim design
- Lockable door
- Secure and discrete



Description	Part Number
Excel Residential SoHo Cabinet – Grey/White	100-655
Excel Residential SoHo Cabinet – Black	100-655-BK

Excel Residential Cabinet 4 Outlet PDU

Excel professional residential grade power distribution unit (PDU) is designed for installation and use within the residential enclosures. Loaded with 4 BS1363 sockets and made from a high quality aluminum extruded housing.



Description	Part Number
Excel Residential cabinet 4 Outlet PDU	100-680

Excel Residential SoHo Cabinet Mounting Plate

Excel Residential Soho Cabinet M/tg plate for supporting equipment inside the cabinet



Description	Part Number
Excel Residential Soho Cabinet Mounting Plate	100-656

Environ OR Series - 2 Post Open Rack



The Environ OR series of open racks are designed for the mounting of patch panels and networking equipment in secure environments or in locations where space does not allow for the use of a standard rack. Each frame is constructed from rigid aluminum and supported by heavy duty top and base cross members which enable static load bearing of up to 1500kg. A choice of heights, up to 52U are available in a standard 2 post 75mm deep rack. For deeper options or 4 post requirements, two of the 2 post racks are installed with a set of adjustable depth members allowing total usable depth of 400mm. Each profile has U height numbering and pre threaded conductive M6 tapped holes for quick and easy equipment installation. Each rack is supplied flat pack with all required fixings and installation instructions. A wide range of high density vertical and horizontal cable management solutions are available to suit each rack.

Features

- 2 post rigid aluminum construction
- Available in 42U, 48U and 52U heights
- 19" profiles marked with U height positions
- 1500kg static load bearing
- M6 threaded 19" profiles
- Available with adjustable depth profiles
- Simple Bolt Together Assembly
- Compatible high density cable management
- Supplied flat packed
- DIN41494 compliant
- Heavy duty top and base cross members
- 25 Year System Warranty Available

Product Details and Contents

Standard specification	DIN 41494 compliant
Rack Material	Aluminium
Surface Treatment	Phosphate coating
Paint Coating	Black - RAL9004
Supply	Flat Pack
U Frames	2 pieces
Base Plates	2 pieces
Upper cross member	2 pieces
M6 self tap screws	30 pieces

Environ OR Series - 2 Post Open Rack

U Size	Description	In Stock	Part Number
42U	2 post 75mm deep - Profile to profile	✓	541-742
48U	2 post 75mm deep - Profile to profile	✓	541-745
52U	2 post 75mm deep - Profile to profile	✓	541-752

Description	Part Number
Cage Nuts, pack of 50	M6CNU

Environ OR Series - High Density Cable Management



- Lockable aluminum double hinge doors



- Cable spools in vertical design from 8" wide and above



- Rounded cable management fingers to avoid cable damage



- Pass through cut outs in vertical design from 8" wide and above

Environ OR Series - High Density Cable Management



The Environ OR series of cable management solutions are designed for standard through to high density cable management within enterprise and data centre environments. The vertical designs are specifically relevant where the use of angled patch panels, or ports is preferred due to the required port density.

Options are available in a range of widths with front only, or front and rear management, each based on the same core design.

Each manager has a rear frame manufactured from powder coated welded sheet steel and is fitted with full height, ABS plastic cable management finger assemblies which have a rounded finish to prevent cable damage or stress.

Each frame has a full height hinged door manufactured from formed and powder coated aluminium to provide a strong but lightweight finish to any installations. The doors can be locked to secure cable access, and via simple fitted twist handles can hinge from left to right, or right to left. The door is fixed to the cable management frame at the top and base, enabling maximum access to installed cables, and is easily removed when required.

Within each vertical management unit 8" wide and above are cable spools and letterbox cutouts to assist management of excess cable, or patching to rear or adjacent frames.

The horizontal range can be supplied in either 2U or 3U designs. Each are assembled from a powder coated steel back or mid plate, with front only, or front and rear cable management fingers and a hinged 'lid/face' which snaps lock at the top and bottom to protect cables and provide an aesthetically pleasing finish.

Features

- Vertical design available in 42U, 48U and 52U heights
- Horizontal design available in 2U, 3U and 4U
- Vertical design available in range of depth and width options
- Manage in excess of 1500 Category 6 cables
- ABS cable management fingers
- Rounded cable management fingers to avoid cable damage
- Lockable aluminum double hinge doors
- Doors open left to right, or right to left
- Cable spools in vertical design from 8" wide and above
- End panels available
- Pass through cut outs in vertical design from 8" wide and above
- Quick and easy to fit to Environ OR racks, fixings supplied
- Ideal for use with angled patch panel or ports
- Free standing or fix to Environ OR racks
- Aesthetically pleasing design

Environ OR Series - High Density Cable Management

High Density Vertical Cable Management

U Size	Overall Height	Front or Front and Rear	Width (inch)	Width (mm)	Depth (inch)	Depth (mm)	In Stock	Part Number
42	1966	Front and rear	6	150	20	500	✓	541-040
42	1966	Front and rear	12	300	20	500	✓	541-011
42	1966	Front and rear	15	380	20	500	✓	541-013
48	2278	Front and rear	6	150	20	500	✓	541-041
48	2278	Front	8	200	10	250	Call	541-016
48	2278	Front and rear	12	300	20	500	✓	541-019
48	2278	Front and rear	15	380	20	500	✓	541-021
52	2456	Front and rear	6	150	20	500	✓	541-042
52	2456	Front and rear	12	300	20	500	✓	541-027

Note - All part codes are for a single vertical cable management unit.

High Density Horizontal Cable Management

U Size	Front or Front and Rear	Width (inch)	Width (mm)	Depth (inch)	Depth (mm)	In Stock	Part Number
2	Front	19	483	6	150	✓	541-030
2	Front and rear	19	483	12	300	✓	541-031
3	Front	19	483	6	150	✓	541-032
3	Front and rear	19	483	12	300	✓	541-033

Note - All part codes are for a single horizontal cable management unit.

Excel MicroLan – Cabinet



The Excel MicroLan is ideal for installations where space is at a premium, for example educational retail or small office networks. The MicroLan 10U cabinet is available with a range of accessories in black. Each cabinet has removable vented side panels and adjustable panel mount profiles to ensure quick and easy installation and maintenance. Cable entry cut outs are placed in the top, rear and base of the cabinet to cover all applications. The cabinet can easily be fixed to the wall or positioned directly onto the floor.

Features

- Compact 10U Height
- Removable Vented Side Panels
- Smoked Perspex Front Door
- Adjustable Panel Mount Profiles

Description	Part Number
10U Cabinet Black	100-762

Excel MicroLan – Shelving / Management



MicroLan Shelves are ideal for mounting ISDN routers, hubs or repeaters. MicroLan cable management bars ensure patching is kept tidy and easy to manage. Blank plates complete the range.

Features

- Supplied with cage nut fixings

Description	Part Number
1U Shelf, Black	100-766
1U Blank Plate, Black	100-780

Excel MicroLan Keystone Patch Panel - Unloaded

Excel 1U MicroLan Keystone Patch Panel provides the mounting facility for up to 12 Excel Keystone jacks. The modular design accommodates jacks of Category 5e, 6 & 6_A and allows for part panels to be installed. This patch panel may be used in either a screened or unshielded structured cabling system and is supplied complete with a fitted earth bonding wire. Cage nuts and screws are supplied for fitting.









































Features

- Accepts Excel Keystone Jacks
- Suitable for Unshielded & Shielded jacks
- Supplied with earth bonding lead fitted
- Maximum 12 keystone jacks
- 1U High
- Category 5e, 6 & 6_A



Description	Part Number
MicroLan 12 Port Keystone Patch Panel Black	100-753

Excel Standard PDUs

Part Number	No. of Sockets	Switched	Filtered	Mounting Orientation	Input Connectivity	Output Connectivity	Voltage	Current Rating (Amps)
D13-4H-EXL	4	✓		Horizontal			250V	13A
D13-5H-EXL	5	✓		Horizontal			250V	13A
D13-6-EXL	6	✓		Vertical			250V	13A
D13-6H-EXL	6	✓		Horizontal			250V	13A
D13-7H-EXL	7	✓		Horizontal			250V	13A
D13-8-EXL	8	✓		Vertical			250V	13A
D13-10-EXL	10	✓		Vertical			250V	13A
D13-12-EXL	12	✓		Vertical			250V	13A
D13-6HF-EXL	6	✓	✓	Horizontal			250V	13A
D13-8F-EXL	8	✓	✓	Vertical			250V	13A
D13-10F-EXL	10	✓	✓	Vertical			250V	13A
D13-12F-EXL	12	✓	✓	Vertical			250V	13A
D16-6H-EXL	6	✓		Horizontal			250V	16A
D16-8-EXL	8	✓		Vertical			250V	16A
D16-10-EXL	10	✓		Vertical			250V	16A
D16-12-EXL	12	✓		Vertical			250V	16A
D32-8-EXL	8	✓		Vertical			250V	32A
D32-10-EXL	10	✓		Vertical			250V	32A
D32-12-EXL	12	✓		Vertical			250V	32A

CONNECTIVITY KEY



3 pin - BS1363



"Commando Style" IEC 60309



C13 - IEC60320



C19 - IEC60320



Universal - GST18



Schuko



French



IEC 60884

Part Number	No. of Sockets	Switched	Filtered	Mounting Orientation	Input Connectivity	Output Connectivity	Voltage	Current Rating (Amps)
555-230	16	✓		Vertical		 12 & 4	250V	32A
555-231	20	✓		Vertical		 16 & 4	250V	32A
555-232	24	✓		Vertical		 20 & 4	250V	32A
D13-6HIEC-EXL	6			Horizontal			250V	13A
D13-6HIECF-EXL	6		✓	Horizontal			250V	13A
D13-8IECF-EXL	8		✓	Vertical			250V	13A
D13-10IEC-EXL	10			Vertical			250V	13A
D13-12IEC-EXL	12			Horizontal			250V	13A
555-240	6	✓		Horizontal			250V	10A
555-241	8	✓		Vertical			250V	10A
555-242	10	✓		Vertical			250V	10A
555-243	12	✓		Vertical			250V	10A
555-245	6	✓		Horizontal			250V	16A
555-247	10	✓		Vertical			250V	16A

Part Number	No. of Sockets	Switched	Filtered	Mounting Orientation	Input Connectivity	Output Connectivity	Voltage	Current Rating (Amps)
555-250	6	✓		Horizontal			250V	10A
555-251	8	✓		Vertical			250V	10A
555-252	10	✓		Vertical			250V	10A
555-253	12	✓		Vertical			250V	10A
555-082	6			Horizontal			250V	10A
555-083	8			Horizontal			250V	16A
555-071	5	✓		Vertical			250V	16A
555-072	6	✓		Vertical			250V	16A
555-073	8	✓		Vertical			250V	16A
555-084	9			Horizontal			250V	16A
555-092	6	✓		Horizontal			250V	16A
555-093	8	✓		Horizontal			250V	16A
555-097	6			Horizontal			250V	16A
555-098	8			Horizontal			250V	16A

For the full range of PDU's available please visit www.excel-networking.com

Excel Power Distribution Units – BS1363

An extensive range of professional grade power distribution units designed specifically for the 19" electronic enclosure market. Offered with a comprehensive range of socket choice to suit wall mounting or floor standing racks.

Features

- Robust all aluminium housing
- BS1363 sockets angled for optimum cable dressing on vertical mount units
- Fully shrouded switch
- External earth facility
- Illuminated power indicator
- 3 metre input lead terminated with a BS1363 plug fused at 13A
- Unit overall rating 13A, 250V~
- Choice of vertical or horizontal mounting



• 45° angle socket on vertical mounting



• 90° angle socket on horizontal mounting

Description	Part Number
4 Way 90° Angle Socket BS1363 Power Strip Horizontal	D13-4H-EXL
5 Way 45° Angle Socket BS1363 Power Strip Vertical	D13-5-EXL
5 Way 90° Angle Socket BS1363 Power Strip Horizontal	D13-5H-EXL
6 Way 45° Angle Socket BS1363 Power Strip Vertical	D13-6-EXL
6 Way 90° Angle Socket BS1363 Power Strip Horizontal	D13-6H-EXL
7 Way 90° Angle Socket BS1363 Power Strip Horizontal	D13-7H-EXL
8 Way 45° Angle Socket BS1363 Power Strip Vertical	D13-8-EXL
10 Way 45° Angle Socket BS1363 Power Strip Vertical	D13-10-EXL
12 Way 45° Angle Socket BS1363 Power Strip Vertical	D13-12-EXL

Please refer to pages 220-222 for Connectivity Table

Excel Power Distribution Units – Surge Protected – BS1363



An extensive range of professional grade power distribution units designed specifically for the 19" electronic enclosure markets. These units feature an on-board protection system to guard against surges, spikes and other mains borne transients. Suitable for high system exposure levels for location categories A & B (6kV 3kA) and medium system exposure level, location category C (BS6651:1992 appendix C). Mains surge protection 6.5kA peak current. Offered with a comprehensive range of socket choice to suit wall mounting or floor standing racks.



• 45° angle socket on vertical mounting



• 90° angle socket on horizontal mounting

Features

- Robust all aluminium housing
- BS1363 sockets angled for optimum cable dressing on vertical mount units
- 6.5kA surge protection
- External earth facility
- 3 metre input lead terminated with a BS1363 plug fused at 13A
- Unit overall rating 13A, 250V~
- Choice of vertical or horizontal mounting

Description	Part Number
4 Way 90° Angle Socket BS1363 Filtered Power Strip Horizontal	D13-4HF-EXL
5 Way 90° Angle Socket BS1363 Filtered Power Strip Horizontal	D13-5HF-EXL
6 Way 90° Angle Socket BS1363 Filtered Power Strip Horizontal	D13-6HF-EXL
8 Way 45° Angle Socket BS1363 Filtered Power Strip Vertical	D13-8F-EXL
10 Way 45° Angle Socket BS1363 Filtered Power Strip Vertical	D13-10F-EXL
12 Way 45° Angle Socket BS1363 Filtered Power Strip Vertical	D13-12F-EXL

Please refer to pages 220-222 for Connectivity Table

Please check with your local Excel Sales Office or distributor for in country product availability

Excel Power Distribution Units – EN 60309 Style (BS4343)

An extensive range of professional grade power distribution units designed specifically for the 19" electronic enclosure markets. Offered with a comprehensive range of socket choice to suit wall mounting or floor standing racks. The plug leads on this range are terminated with an industrial specification BS EN 60309 (BS4343) 2P+E 16A,250V~ connector, often referred to as a commando style plug.



Features

- Robust all aluminium housing
- BS1363 sockets angled for optimum cable dressing on vertical mount units
- Fully shrouded switch
- External earth facility
- Illuminated power indicator
- 3 metre input lead terminated in a BS EN 60309 (BS4343) 16A, 250V~ plug
- Unit overall rating 16A or 32A, 250V~
- Choice of vertical or horizontal mounting



Description - Switched	Part Number
4 Way 90° Angle Socket BS4343 Power Strip Horizontal 16A	D16-4H-EXL
6 Way 90° Angle Socket BS4343 Power Strip Horizontal 16A	D16-6H-EXL
8 Way 45° Angle Socket BS4343 Power Strip Vertical 16A	D16-8-EXL
10 Way 45° Angle Socket BS4343 Power Strip Vertical 16A	D16-10-EXL
12 Way 45° Angle Socket BS4343 Power Strip Vertical 16A	D16-12-EXL
Unswitched Modules	
4 Way 90° Angle Socket BS4343 Power Strip Horizontal 32A	D32-4H-EXL
8 Way 45° Angle Socket BS4343 Power Strip Vertical 32A	D32-8-EXL
10 Way 45° Angle Socket BS4343 Power Strip Vertical 32A	D32-10-EXL
12 Way 45° Angle Socket BS4343 Power Strip Vertical 32A	D32-12-EXL

Please refer to pages 220-222 for Connectivity Table

Excel Power Distribution Units – IEC 320 Style



An extensive range of professional grade power distribution units designed specifically for the 19" electronic enclosure markets. Offered with a comprehensive range of IEC320 C13 socket choice to suit wall mounting or floor standing racks.



Features

- Robust all aluminium housing
- IEC 320 C13 sockets
- External earth facility
- 3 metre input lead terminated with a BS1363 plug fused at 13A
- 2u of rack space is required for horizontal units
- Unit overall rating 13A, 250V~
- Choice of standard or filtered design
- Choice of vertical or horizontal mounting

Description	Part Number
6 Way IEC 320 Power Strip Horizontal	D13-6HIEC-EXL
6 Way Filtered IEC 320 Power Strip Horizontal	D13-6HIECF-EXL
8 Way Filtered IEC 320 Power Strip Vertical	D13-8IECF-EXL
10 Way IEC 320 Power Strip Vertical	D13-10IEC-EXL
12 Way IEC 320 Power Strip Vertical	D13-12IEC-EXL

Please refer to pages 220-222 for Connectivity Table

Please check with your local Excel Sales Office or distributor for in country product availability

Excel Power Distribution Units – IEC 60320 C14 (Plug) - BS1363 UK (Socket)

The Excel range of power distribution units are designed for installation and use within 19" networking racks and enclosures. Each unit comprises a high quality aluminium extruded housing into which are loaded up to 12 sockets. In this particular range each socket is UK style, manufactured in accordance with the BS1363 standard, the 3 metre input lead is terminated with a 10 Amp rated IEC 60320 C14 plug.

The range of available units includes 19" horizontally mounted, and higher density vertical mounted options, each unit contains an LED indicator to confirm power to the unit. The PDUs also benefit from having a master power switch.



Features

- UK BS1363 style sockets
- High quality, light weight aluminium housing
- LED indicated unit power
- Up to 12 sockets per unit
- Choose from vertical and horizontal mounting options
- 250 volt AC, 50/60Hz Rating
- CE compliant, ROHS complaint
- External earth facility
- 3 metre input lead terminated with 10 Amp IEC 60320 C14 plug

Description	Part Number
6 Way UK Sockets - C14 Plug - Horizontal	555-250
8 Way UK Sockets - C14 Plug - Vertical	555-251
10 Way UK Sockets - C14 Plug - Vertical	555-252
12 Way UK Sockets - C14 Plug - Vertical	555-253

Please refer to pages 220-222 for Connectivity Table

Excel Power Distribution Units – EN 60309 Style (Plug) - IEC 60320 C13 and C19 (Socket)



The Excel range of power distribution units are designed for installation and use within 19" networking racks and enclosures. Each unit comprises a high quality aluminium extruded housing into which are loaded up to 24 sockets. In this particular range various numbers of C13 sockets are fitted along with 4 quantity C19 sockets. Half of the quantity of C13 sockets are then followed with 2 quantity C19 sockets. The 3 metre input lead is terminated with a 32 Amp rated IEC 60309 2P+E plug.

The range of units are higher density vertical mounted with each unit fitted with a 32A master air circuit breaker and LED indicator to confirm power to the unit.

Features

- C13 & C19 style sockets
- High quality, light weight aluminium housing
- LED indicated unit power
- Up to 24 sockets per unit
- Vertical mounting
- 250 volt AC, 50/60Hz rating
- CE compliant, ROHS complaint
- External earth facility
- 3 metre input lead terminated with 32 Amp IEC 60309 plug
- 32A Master air circuit breaker and indicator



Description	Part Number
16 Way (12 C13 + 4 C19) - 32A IEC 60309 Plug - Vertical	555-230
20 Way (16 C13 + 4 C19) - 32A IEC 60309 Plug - Vertical	555-231
24 Way (20 C13 + 4 C19) - 32A IEC 60309 Plug - Vertical	555-232

Please refer to pages 220-222 for Connectivity Table

Excel Power Distribution Units – IEC 60320 C14 (Plug) - IEC 60320 C13 (Socket)

The Excel range of power distribution units are designed for installation and use within 19" networking racks and enclosures. Each unit comprises a high quality aluminium extruded housing into which are loaded up to 12 sockets. In this particular range each socket is C13 style, manufactured in accordance with the IEC 60320 standard, the 3 metre input lead is terminated with a IEC 60320 C14 plug.

The range of available units includes 19" horizontally mounted, and higher density vertical mounted options, each unit contains an LED indicator to confirm power to the unit. The 10 Amp PDUs also benefit from having a master power switch.



Features

- IEC 60320 C13 style sockets
- High quality, light weight aluminium housing
- LED indicated unit power
- Up to 12 sockets per unit
- Choose from vertical and horizontal mounting options
- 250 volt AC, 50/60Hz Rating
- CE compliant, ROHS complaint
- External earth facility
- 3 metre input lead terminated with IEC 60320 C14 plug

Description	Part Number
6 Way C13 Sockets - C14 Plug - Horizontal	555-240
8 Way C13 Sockets - C14 Plug - Vertical	555-241
10 Way C13 Sockets - C14 Plug - Vertical	555-242
12 Way C13 Sockets - C14 Plug - Vertical	555-243

Please refer to pages 220-222 for Connectivity Table

Please check with your local Excel Sales Office or distributor for in country product availability

Excel Power Distribution Units – IEC 60320 C20 (Plug) - IEC 60320 C19 (Socket)



The Excel range of power distribution units are designed for installation and use within 19" networking racks and enclosures. Each unit comprises a high quality aluminium extruded housing into which are loaded up to 12 sockets. In this particular range each socket is C19 style, manufactured in accordance with the IEC 60320 standard, the 3 metre input lead is terminated with a IEC 60320 C20 plug.

The range of available units includes 19" horizontally mounted, and higher density vertical mounted options, each unit contains an LED indicator to confirm power to the unit. The 16 Amp PDUs also benefit from having a master power switch.



Features

- IEC 60320 C19 style sockets
- High quality, light weight aluminium housing
- LED indicated unit power
- Up to 12 sockets per unit
- Choose from vertical and horizontal mounting options
- 250 volt AC, 50/60Hz Rating
- CE compliant, ROHS compliant
- External earth facility
- 3 metre input lead terminated with IEC 60320 C20 plug

Description	Part Number
6 Way C19 Sockets - C20 Plug - Horizontal	555-245
10 Way C19 Sockets - C20 Plug - Vertical	555-247

Please refer to pages 220-222 for Connectivity Table

Please check with your local Excel Sales Office or distributor for in country product availability

Excel Power Distribution Units – Schuko Style

The Excel range of power distribution units are designed for installation and use within 19" networking racks and enclosures. Each unit comprises a high quality aluminium extruded housing into which are loaded up to 12 sockets. In this particular range each socket is 'Schuko' style, manufactured in accordance with the DIN49441 standard, the 2 metre input lead is terminated with a 16AMP rated 2 time circular pin DIN49441 plug top.

The range of available units includes 19" horizontally mounted, higher density vertical mounted options, and a choice of styles with and without switches to control input power to the unit itself. The unswitched versions have a LED indicator to confirm power to the unit, in the switched versions the switch itself acts as the LED indicator.

Features

- High quality aluminium housing
- Switched and unswitched options
- LED indicator
- Up to 12 sockets per unit
- Choose from vertical and horizontal mounting options
- 2 metre input lead terminated with 2 pin DIN49441 plug
- 250 volt AC, 50/60Hz Rating
- CE safety compliant, RoHS complaint
- Choose from switched and unswitched options

Switched Units

Description	Part Number
5 Way horizontal mounting	555-071
6 Way, horizontal mounting	555-072
8 Way, vertical mounting	555-073

Unswitched Units

Description	Part Number
6 Way, horizontal mounting	555-082
8 Way, vertical mounting	555-083
9 Way, vertical mounting	555-084
12 Way, vertical mounting	555-086

Suitable for use in Germany, Austria, Finland, Luxembourg, Netherlands, Norway, Portugal, Sweden and Spain. May also be used in France and Belgium.



Photographs represent style only




Please refer to pages 220-222 for Connectivity Table

Excel Modular PDU Range

The Excel range of modular PDU's introduce flexibility and design options to suit your power requirements. A range of socket modules are available which snap into the housing quickly, easily and securely without the need for tooling.

First choose the empty housing hardware:




Part Number	No. of Modules Housed	Input Connectivity	Output Connectivity	Voltage	Current Rating (Amps)
555-050	6		Optional	250V	32A

Then pick your choice of power modules to go into your chosen housing.

You can mix and match socket styles to suit your requirements and be safe in the knowledge that you can change them at a future date with the 'snap in' connectivity.

The Excel power modules may be added or removed safely without turning the power off. Installations of modular housing with empty positions is safe and makes provision for future power requirements without having to commit to the socket connectivity.

See below for the list of modules available.

Part Number	No. of Sockets	Feature	Output Connectivity	Voltage	Total Current Rating (Amps)
555-060	3	Fused		250V	16A
555-061	5	Fused		250V	10A
555-062	4	Fused		250V	16A

See Connectivity Key page 222

Excel Modular Power Distribution Units

The Excel range of modular power distribution strips introduces flexibility and design options which until now have not been available in products of this type. Core to the product range is a U shaped housing, manufactured from high quality, lightweight aluminium which is terminated with a 2 metre mains connection lead, with commando style and standard 3 pin plug options.

A range of socket modules are available which snap into this housing quickly, easily, and securely without the need for tooling.

The range of modules available enable users to mix and match socket styles to suit initial – and more importantly – changing connectivity or socket density requirements.

To add to the flexibility of product choice and configuration, modules can be ‘hot swapped’ at any time after initial installation. Simply detach devices connected to the module which needs to be swapped, remove the original module and snap in the replacement. All other modules remain fully operational, reducing installation time, equipment down time, and extending the usable lifetime of the power strip unit itself.

Features

- Unrivaled flexibility
- Choice of socket style and density
- Mix and match socket styles to suit installed product
- Each socket module is fused and has power light indicator
- Extends usable life of power distribution units
- Hot swap modules minimise network down time
- High quality aluminium housing

Mounting Hardware - Empty Housing

Description	Part Number
Excel Modular PDU 6 way unloaded housing, 32AMP BS4343	555-050

Mounting Hardware - Modules

Description	Part Number
Excel Modular PDU – 3 x BS1363 sockets	555-060
Excel Modular PDU – 5 x IEC320 C13 10AMP sockets	555-061
Excel Modular PDU – 4 x IEC320 C19 16AMP sockets	555-062

* Suitable for use in France and Belgium

** Suitable for use in Germany, Austria, Finland, Luxembourg, Netherlands, Norway, Portugal, Spain and Sweden. May also be used in France and Belgium



● Snap in module design IEC320 C13 10AMP sockets shown



● BS1363 sockets



● IEC320 C19 16AMP sockets



● GB2099.3 universal sockets



● DIN49440 Schuko sockets**

Excel Intelligent PDUs

Part Number	Version	Mounting Orientation	Input Connectivity	Number of Sockets				Total Current Rating
				C13	C19	UK	SCHUKO	
555-1V-Com16-INT1-12C13-4C19-3	Monitored	Vertical		12	4			16A
555-1V-Com32-INT1-16C13-4C19-3	Monitored	Vertical		16	4			32A
555-1V-Com16-INT1-20C13-4C19-3	Monitored	Vertical		20	4			32A
555-1V-Com16-INT1-16UKL-XXX-3	Monitored	Vertical				16		16A
555-1V-Com32-INT1-20UKL-XXX-3	Monitored	Vertical				20		32A
555-1V-Com32-INT1-24UKL-XXX-3	Monitored	Vertical				24		32A
555-1V-Com16-INT1-16SCH-XXX-3	Monitored	Vertical					16	16A
555-1V-Com32-INT1-20SCH-XXX-3	Monitored	Vertical					20	32A
555-1V-Com32-INT1-24SCH-XXX-3	Monitored	Vertical					24	32A
555-1H-Com16-INT3-8C13-4C19-3	Managed	Horizontal		8	4			16A
555-1V-Com16-INT3-12C13-4C19-3	Managed	Vertical		12	4			16A
555-1V-Com32-INT3-16C13-4C19-3	Managed	Vertical		16	4			32A
555-1V-Com32-INT3-20C13-4C19-3	Managed	Vertical		20	4			32A
555-1V-Com16-INT3-16UKL-XXX-3	Managed	Vertical				16		16A
555-1V-Com32-INT3-20UKL-XXX-3	Managed	Vertical				20		32A
555-1V-Com32-INT3-24UKL-XXX-3	Managed	Vertical				24		32A
555-1V-Com16-INT3-16SCH-XXX-3	Managed	Vertical					16	16A
555-1V-Com32-INT3-20SCH-XXX-3	Managed	Vertical					20	32A
555-1V-Com32-INT3-24SCH-XXX-3	Managed	Vertical					24	32A

* All vertical Intelligent PDU's to be postfixed with either a B or T to denote either top or bottom feed on the mains cable.

Excel Intelligent PDU Family

The Excel Intelligent PDU Family offers a high specification portfolio of power distribution units that are designed to suit any environment, where monitoring or managing of information is required. Excel is able to offer a PDU with up to 48 sockets with any combination of socket type including UK, Schuko, C13, C19 etc.

We design and build everything in the UK, and have developed a wide range of products that cover the whole scale from overall monitored products to individual socket monitoring and individual socket switching.

With a turnaround of approx 10-14 days from order to manufacture and delivery, the Excel Intelligent PDU range provides total flexibility to allow you to build a solution that fits your individual requirement.

Excel Intelligent PDU Lite Range

We do hold in stock products from our 'Lite' range of intelligent PDUs that can be easily be set up and configured in minutes and can communicate by HTML, HTTPs, SNMP and XML via an inbuilt web browser. See below for further details.

Our range of products has been developed so they can work as individual masters or run as a master and slave system. We can have one master with up to 31 slaves, all from one IP address, reducing the requirement for multiple IP addresses. The Excel Intelligent PDU range also comes with free software making it a highly competitive solution allowing the user to monitor and report on up to 50 IP addresses with the software. In theory it is possible to have up to 1600 PDU's each with up to 48 outlets per PDU, all from one free software license.

The Excel Intelligent PDU range provides billing quality accuracy to better than 1%, allowing the unit to be used in co-location centres for the monitoring and charging of power used.

Our system is designed for use in both single and 3 phase systems and to that end is designed with one monitoring board, but with a meter board at the beginning where the input power flows through, allowing them to sample the power 4000 times per second. This enables the units to measure the power at every point on the sine wave providing a very accurate result. Most Intelligent PDUs available only sample between 200 and 250 volts, so results are not as accurate, particularly with RMS voltages.

The meter board allows the unit to economically meter a 3 phase system, as it uses 3 meter boards, one per phase.

If required the PDU can be split into 3 separate sections (for use in co-location facilities) and group the results for 3 separate users on the same power strip. Other possibilities are to measure both A and B feeds through one monitoring system.



Excel Intelligent PDU Family

The Excel Intelligent PDU range is a highly flexible solution. All versions have a built-in Environmental centre which covers a series of functions. As standard the units have a local display which can be supplemented by an additional remote display that can be mounted on the front of a rack for easy reading.

	IINT1 (Overall Monitoring)	INT 2 (Overall + Individual Socket Monitoring)	INT3 (Overall + Individual Socket Monitoring + Switching)	IPLite
PDU Info				
Rack Mount Vertical (0U)	✓	✓	✓	✓
Rack Mount Horizontal (1U+)	✓	✓	✓	✓
Construction	Mild Steel	Mild Steel	Mild Steel	Mild Steel
Finish	Powder Coated	Powder Coated	Powder Coated	Powder Coated
Mains Lead	HO7	HO7	HO7	HO7
Lead Length	3 Mtr	3 Mtr	3 Mtr	3 Mtr
Maximum Number of Sockets	-	48	48	42
Socket Types	C13, C18, Uk, Schuko, Plus Other			C13 & C19
Electrical Characteristics				
Single / Three Phase Options	Both	Both	Both	Single Phase Only
Main Input	85 - 265 VAC	85 - 265 VAC	85 - 265 VAC	85 - 265 VAC
Frequency	50 - 60 Hz	50 - 60 Hz	50 - 60 Hz	50 - 60 Hz
Overall Meter Current Range	0 - 63 Amps	0 - 63 Amps	0 - 63 Amps	0 - 63 Amps
Socket Current Range	-	0 - 16 Amps	0 - 16 Amps	-
Overall Meter Accuracy	+/- 1% Typical	+/- 1% Typical	+/- 1% Typical	+/- 1% Typical
Overall Meter Accuracy				
RMS Volts	✓	✓	✓	✓
RMS Amps	✓	✓	✓	✓
Kilowatts	✓	✓	✓	✓
Frequency	✓	✓	✓	✓
Power Factor	✓	✓	✓	✓
Internal PDU Temperature	✓	✓	✓	✓
Peak Voltage	✓	✓	✓	✓
Peak Current	✓	✓	✓	✓
kVA	✓	✓	✓	✓
kWh (Cumulative)	✓	✓	✓	✓
Kg/CO2 (Cumulative)	✓	✓	✓	✓
BTU/h (Cumulative)	✓	✓	✓	✓
KJ/h (Cumulative)	✓	✓	✓	✓
Cost (Cumulative)	✓	✓	✓	✓

	IINT1 (Overall Monitoring)	INT 2 (Overall + Individual Socket Monitoring)	INT3 (Overall + Individual Socket Monitoring + Switching)	IPLite
Overall Meter Accuracy				
Class II	✓	✓	✓	✓
Billing Quality	✓	✓	✓	✓
Sampling Rate 4000 times a second	✓	✓	✓	✓
Individual Socket Measurement				
Amps	-	✓	✓	-
Watts -	-	✓	✓	-
VA	-	✓	✓	-
kWh (Cumulative)	-	✓	✓	-
Socket Control				
Single / Three Phase Options	-	-	✓	-
Main Input	-	-	✓	-
Connectivity				
SNMP v1, 2, 3.	✓	✓	✓	✓
HTML, HTTP, HTTPS	✓	✓	✓	✓
XML	✓	✓	✓	✓
Email Alerts	✓	✓	✓	✓
Daisy Chaining				
RS485 Modbus - 1 Master Upto 31 Slaves	✓	✓	✓	✓
Local RGB Display				
Fitted within PDU	✓	✓	✓	✓
Remote Display Option	✓	✓	✓	✓
	Capability Only, Sensors Available separately			
Environmental Sensor				
Temperature Sensor Port (Up to 8 Sensors)	✓	✓	✓	✓
Humidity / Temperature Sensor	✓	✓	✓	✓
Volt Free Contacts (3 Sets)	✓	✓	✓	-
Cabinet Security Ports				
Door Contacts	✓	✓	✓	-
Electronic Door Handle	✓	✓	✓	-
Card Reader / Pin Pads	✓	✓	✓	-

Excel Intelligent PDU Family

Building your Excel Intelligent PDU

Please follow these basic steps to build your Excel Intelligent PDU

Management Level

Choose from:

- INT1 - Local and remote overall monitoring
- INT2 - Local and remote overall and per socket monitoring
- INT3 - Local and remote overall and per socket monitoring and switching

Phase & Orientation

- 1V = Single Phase Vertical
- 3V = 3 Phase Vertical
- 1H = Single Phase Horizontal
- 3H = 3 Phase Horizontal

Input & Power

- C14 = 10A
- C20 = 16A
- UK = 13A
- SCH = 16A
- Com16 = 16A Commando
- Com32 = 32A Commando
- X = Open Ended (i.e. no connector fitted, suitable for hard wiring)

Outlets - Quantity & Type

- UKL = UK 13A Left
- UKR = UK 13A Right
- SCH = Schuko
- C13 = 10A
- C19 = 16A
- Total number of sockets per PDU needs to be in multiples of 4 (these can be mixed i.e. 10 x C13 and 2 x C19 units)

Additional Outlet Options

- 2nd, 3rd or 4th outlet selection

Lead Length

- Add the length of lead required
- Add 'T' if required at the top of the unit and 'B' if at the bottom

NB. The standard length is 3 metres

Excel Intelligent PDU Family

Communications Protocol's

The Excel Intelligent PDU has embedded HTML web pages, which can be viewed as either HTTP or the more secure HTTPS. The web pages allow a user to Monitor and control the power usage of a PDU, as well as providing the interface to set up the PDU and commission it for use.

The PDU can also communicate via SNMP V1, 2, and 3, enabling the user to integrate the PDU's with their own software choice using a MIB file.

RGB Display

As standard the PDU comes with a built in RGB Display, the display shows IP Address, kWh, and Volts, Amps, power factor and kilowatts per phase.

In the event of an alarm condition the display changes colour and flashes giving a visual representation of a problem.

An optional remote display can be fitted to the rack door or in a prominent position where the inbuilt display may be obscured at the rear of a rack.



Socket Types



Schuko



3 Pin - BS1363



BS1363
& C13 - IEC60320



C13 - IEC60320



C19 - IEC60320

Excel Intelligent Lite PDU Range

The 'Lite' range of Intelligent PDUs can be configured in minutes and can communicate by HTML, HTTPs, SNMP and XML via an inbuilt web browser. They allow for the MIN and MAX thresholds to be set and measure:

- RMS Volts
- Internal Temperature
- RMS Amps
- Frequency
- Kilowatts
- Power Factor

In addition they measure: Peak Volts, Peak Current, kVA, kWh, kg/CO₂, KJ/H, BTU/H and the consumption costs for billing purposes.

They are fitted with a Neutrik Connector to the front face of the power strip thereby allowing for a choice of different lead lengths and power plugs.



Description	Part Number
Excel IPLite 1U Horizontal 10c13 2c19 16amp	555-IPL-1H-10C13-2C19-16A-3
Excel IPLite 2U Horizontal 12c13 2c19 32amp	555-IPL-2H-12C13-2C19-32A-3
Excel IPLite Vertical 24c13 4c19 16amp	555-IPL-V-12C13-2C19-16A-3
Excel IPLite Vertical 36c13 6c19 32amp	555-IPL-V-12C13-2C19-32A-3

Intelligent PDU sensors

Housed in Black ABS Enclosures, the IPT Sensors offer accurate measurements for IT Racks and computer rooms.

Description	Part Number
Excel IPT Temperature Sensor Kit W/3m Lead	555-500-100
Excel IPT Humidity Sensor	555-500-200
Excel IPT Door Sensor KIT	555-500-800
IPT 3m RJ545-RJ22	500-553
IPT 5m RJ545-RJ22	500-555
IPT 3 way	500-500

EXCEL RESIDENTIAL

RESIDENTIAL/SoHo CABLING SYSTEMS



Residential

excel
without compromise.

Excel Website - www.excel-networking.com

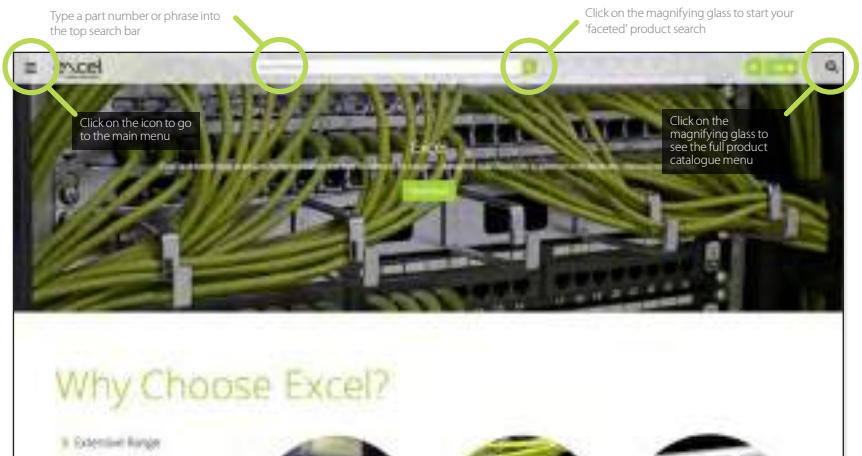


The Excel website is mobile friendly so wherever you are and on whatever device you choose to view it on you can easily access the site.

The Excel site is multilingual and currently available in English, French, Spanish, Dutch, German, Polish and Turkish.

Home Page

From the home page you can navigate quickly to where you need to go.



Excel Category 6 U/UTP Residential Cable LSOH 25AWG

Excel Category 6 U/UTP Residential Cable has a reduced overall diameter of just 4.6mm and is designed specifically for use in a residential environment as it has a limited permanent link of 60 metres. The cable is manufactured and tested to the TIA/EIA 568 C.2, EN50173-1 and ISO/IEC Category 6 specifications. Each cable consists of 8 colour coded 25AWG polyethelene insulated conductors. These are twisted together to form 4 pairs with variable lay lengths which are formed around a central X shaped polyethelene filler. This filler assists in maintaining and enhancing the cables performance. This cable has been specifically designed to support the emergence of the residential cabling market where the distances involved do not require the same transmission capabilities as those found in the commercial environment.



NEW
excel

Features

- Fast feed reelex packaging
- LSOH outer sheath
- Sequential metre markings
- 25 Year System Warranty Available

Description	Part Number
Excel Category 6 U/UTP Residential Cable LSOH 25AWG	100-609

See also our Category 6 U/UTP part numbers 100-071 and 100-074 (in the copper section) which are cables designed for optimal support of high-speed data protocols delivering 1Gbps performance and therefore provide the perfect infrastructure for a home or SoHo to run multiple devices across a network.

Also check out our full range of Category 5e cables in the copper section of this catalogue.

Excel Category 6 U/UTP Flat Patch Leads - Black

Excel Category 6 U/UTP patch leads are manufactured and tested to ISO & EN requirements for patch cord assemblies. Using these Excel patch cords will ensure the installed cabling system is compliant with the TIA/EIA, ISO & EN channel specification requirements and will provide optimum performance levels for Residential cabling.

The flat construction combined with slimline moulded boots and short length make them ideal for the confined spaces within residential cabling system cabinets due to their enhanced bend radius. Each Patch lead is individually bagged and has a PVC outer sheath as standard and are ideal for use in the Residential Market.



NEW
excel

Features

- Flat Cable Construction
- Low Smoke Zero Halogen Jacket

Description	Part Number
Excel Category 6 U/UTP Residential Flat Patch Leads – Black 200mm	100-660
Excel Category 6 U/UTP Residential Flat Patch Leads – Black 250mm	100-661
Excel Category 6 U/UTP Residential Flat Patch Leads – Black 500mm	100-662

Excel Category 6 (U/UTP) Mini Patch Leads - LSOH

Excel Category 6 U/UTP mini patch leads are manufactured and tested to ISO & EN requirements for patch cord assemblies. Using these Excel patch cords will ensure the installed cabling system is compliant with the TIA/EIA, ISO & EN channel specification requirements and will provide optimum performance levels of your Excel Category 6 cabling.

A choice of lengths and colours are available, colour coded slimline moulded boots are standard and each cable is supplied individually bagged. Each cable has a low smoke zero halogen outer sheath as standard and the small 3.8mm outside diameter makes them ideal for the data centre and high density environments.



Features

- Suitable for High Density Switches and Panels
- Category 6 Compliant
- Backward Compatible
- Independently verified
- Choice of Colours
- T568B wiring
- Blade style 'slimline' moulded strain relief boot with clip protector
- LSOH Outer Sheath

Description	Part Number
Excel Category 6 U/UTP Mini Patch Lead LSOH, Booted, Grey 0.5m	100-504
Excel Category 6 U/UTP Mini Patch Lead LSOH, Booted, White 0.5m	100-513
Excel Category 6 U/UTP Mini Patch Lead LSOH, Booted, Blue 0.5m	100-518
Excel Category 6 U/UTP Mini Patch Lead LSOH, Booted, Yellow 0.5m	100-527

Excel Telephone Panel

The Excel Telephone Extension panel combines 1 telephone input to 4 output RJ45 ports, with 8 Category 6 ports, making it ideal for the residential installation market, to distribute 'wired' telephone extensions over structurally installed data cables throughout a property.

Features

- 10" Combined Telephone Extension/Category 6 Panel
- LSA Style punchdown
- 4 x Telephone Extensions
- For use with Slimline Soho Cabinet
- 8 x Category 6 Ports



Description	Part Number
Excel Telephone Extension/Category 6 Panel	100-860

Excel Keystone Patch Panel

The Excel 1U Keystone Patch Panel provides the mounting facility for up to 12 Excel Keystone jacks. The modular design accommodates jacks of Category 5e, 6 & 6_a, and allows for part panels to be installed. This patch panel may be used in either a screened or unshielded structured cabling system and is supplied complete with a fitted earth bonding wire.

Features

- 10" Mounting
- Suitable for Unshielded & Screened jacks
- Accepts Excel Keystone Jacks



Description	Part Number
Excel 10" Keystone Patch Panel Frame	100-753

Excel Keystone Jacks

Taken from the existing Excel product range these high-performance and easy to terminate toolless jacks are ideal for use with the Excel Office range faceplates as well as other high-end faceplates that add a stylish look to any residential installation.

Description	Part Number
Excel Category 6 Unshielded Toolless Keystone Jack Butterfly Style – White	100-211
Excel Category 6 Unshielded Toolless Keystone Jack Butterfly Style – Black	100-212
Excel Category 6 Unshielded Low Profile Toolless Keystone Jack – White	100-215-WT
Excel Category 6 Unshielded Low Profile Toolless Keystone Jack – Black	100-215-BK



See the 'Copper' Section of this catalogue for details on the full range of Category 6_a and Category 5e Keystone Jacks.

Excel Mounting Hardware

The Excel Office Range brings style and enhanced aesthetics to any Excel installation and are perfect for a residential installation.



Description	Part Number
Excel Office Single Gang Faceplate complete with 2 half blanks - White	100-270
Excel Office Single Gang Faceplate complete with 2 half blanks - Grey	100-270-GE
Excel Office Double Gang Faceplate complete with 2 half blanks - White	100-271
Excel Office Double Gang Faceplate complete with 2 half blanks - Grey	100-271-GE
Excel Office Category 5e Unscreened Module - Low Profile - White	100-275
Excel Office Category 5e Unscreened Module - Low Profile - Grey	100-275-GE
Excel Office Category 6 Unscreened Module - Low Profile - White	100-276
Excel Office Category 6 Unscreened Module - Low Profile - Grey	100-276-GE
Excel Office Angled Keystone Shutter 25X50 mm - White	100-280
Excel Office Angled Keystone Shutter 25X50 mm - Grey	100-280-GE
Excel Office Keystone Single Gang Faceplate - 1 Port	100-273
Excel Office Keystone Single Gang Faceplate - 2 Port	100-274

Excel CATV Splitter & Switch Mounting Plate

The Excel 4way video distribution splitter is manufactured from highest quality materials and is designed to distribute incoming Satellite signal throughout the home or residence.

Features

- 1 F Type input and 4 outputs and supports frequencies between 5MHz and 2GHz.
- Mounting plate available complete with a Velcro strap to hold the small network switches within the Home Cabling Cabinet

Description	Part Number
Excel 4 Way Splitter	100-657
Excel Network Switch Mounting Plate	100-656



NEW
excel

Excel Residential SoHo Cabinet

The Excel Residential SoHo cabinet has been designed to accommodate the 'Hub' of a modern home networking solution; it combines both the main patching field as well as active equipment used within a Residential/SoHo network.

Space and mounting points are available for an ISP router, (compatible with all major providers) Network Switch, CATV splitter along with main patching fields to distribute all these services and more throughout the residence.

The Excel Residential SoHo cabinet is 600mm high x 450mm wide x 150mm deep and is manufactured from 1mm mild steel. It comes with a lockable door for easy access and added security.



Description	Part Number
Excel Residential SoHo Cabinet – Black	100-655-BK
Excel Residential SoHo Cabinet – Grey/White	100-655



Excel Residential Cabinet 4 Outlet PDU

The 4 way PDU is for use within the Excel Residential SoHo cabinet. It will rack mount between the 10" mounting profile spaces.

Features

- 4 x UK (BS1363) Sockets
- Illuminated power indicator
- Shrouded switch



Description	Part Number
Excel Residential Cabinet 4 outlet PDU	100-680

Excel Verticab

The Excel Verticab offers a flexible solution for mounting equipment or patch panels, both copper and fibre in a variety of positions. This cabinet may be mounted on the wall, on the ceiling or in the floor void. The cabinet provides 3U deep mounting and 2U of shallow mounting to accommodate various patch panels and equipment. As standard the Excel Verticab includes cable securing and entry positions in an aesthetically pleasing enclosure. The hinged front cover is both lockable and supported by a gas strut.

The Excel Verticab is ideal for use as a consolidation point, small active equipment housing or as a Residential cabinet.

The Excel Verticab is 500mm high x 475mm wide x 140mm deep and provides a large hinged lockable door for easy access.



Description	Part Number
Excel Verticab	350-752



See the 'Racks' section of this catalogue to see the full range of Envriion wall and floor mounted racks that are also suitable for a Residential Installation.

USB 2.0 Cables



The Excel range of USB 2.0 cables are Male-to-Female and offer superior performance and feature gold plated contacts and nickel plated shells. They are 100% factory tested and are available in lengths from 1m to 3m.

Features

- Choice of lengths
- 100% tested
- RoHS compliant

NEW
excel

Description	Part Number
Excel USB 2.0 A male – A female - 1m	USB-2.0-AMAF-1.0M
Excel USB 2.0 A male – A female - 2m	USB-2.0-AMAF-2.0M
Excel USB 2.0 A male – A female - 3m	USB-2.0-AMAF-3.0M

USB 3.0 Cables



The Excel range of USB 3.0 cables are Male-to-Male and offer superior performance and feature gold plated contacts and nickel plated shells. They are 100% factory tested and are available in lengths from 1m to 5m.

Features

- Choice of lengths
- 100% tested
- RoHS compliant

NEW
excel

Description	Part Number
Excel USB 3.0 A male – A male - 1m	USB-3.0-AMAM-1.0M
Excel USB 3.0 A male – A male - 1.5m	USB-3.0-AMAM-1.5M
Excel USB 3.0 A male – A male - 2m	USB-3.0-AMAM-2.0M
Excel USB 3.0 A male – A male - 3m	USB-3.0-AMAM-3.0M
Excel USB 3.0 A male – A male - 5m	USB-3.0-AMAM-5.0M

HDMI V1.4 Cables



The Excel range of HDMI V-1.4 cables offer superior performance and are 100% factory tested and are ROHS compliant. The cables are available in a range of lengths from 0.5m to 10m. They are constructed of black PVC screened cable and black PVC moulded plugs and feature gold plated contacts and shells.

Features

- Choice of lengths
- HDMI Version 1.4 (3D and 4K compatible)
- 100% factory tested
- ROHS compliant

NEW
excel

Description	Part Number
Excel HDMI V1.4 Cable A male A male - 0.5m	HDMI-V1.4-AA-0.5M
Excel HDMI V1.4 Cable A male A male - 1m	HDMI-V1.4-AA-1.0M
Excel HDMI V1.4 Cable A male A male - 1.5m	HDMI-V1.4-AA-1.5M
Excel HDMI V1.4 Cable A male A male - 2m	HDMI-V1.4-AA-2M
Excel HDMI V1.4 Cable A male A male - 3m	HDMI-V1.4-AA-3M
Excel HDMI V1.4 Cable A male A male - 5m	HDMI-V1.4-AA-5M
Excel HDMI V1.4 Cable A male A male - 10m	HDMI-V1.4-AA-10M

HDMI 2.0 AV Cables

The Excel range of HDMI 2.0 cables offer high performance and reliability and support 4K video over a maximum of 10 metres. They are constructed of black PVC screened cable and black PVC moulded plugs with gold plated contacts throughout and are available in a choice of 5m and 10m lengths. The cables are 100% factory tested and are ROHS compliant.

Features

- HDMI Version 2.0 (3D and 4K compatible)
- 100% factory tested
- ROHS compliant

Description	Part Number
Excel HDMI V2.0 Cable A male A male 5m	HDMI-V2.0-AA-5M
Excel HDMI V2.0 Cable A male A male 10m	HDMI-V2.0-AA-10M

SVGA Cables

The Excel range of SVGA cables offer high performance and reliability. They are manufactured with a moulded construction, have gold plated contacts throughout and are available with or without a built-in 3.5mm stereo audio jack. All SVGA cables include a ferrite choke at both ends for EMI suppression. They are available in a range of lengths from 0.5m to 10m, all cables are 100% factory tested and are ROHS Compliant.

Features

- Choice of lengths
- 100% factory tested
- ROHS Compliant

Description	Part Number
Excel SVGA 15M/M Extension Cable – 0.5m	SVGA-15MM-0.5M
Excel SVGA 15M/M Extension Cable – 1m	SVGA-15MM-1M
Excel SVGA 15M/M Extension Cable – 3m	SVGA-15MM-3M
Excel SVGA 15M/M Extension Cable – 5m	SVGA-15MM-5M
Excel SVGA 15M/M Extension Cable – 10m	SVGA-15MM-10M

SVGA + Audio Cables

The Excel range of SVGA cables offer high performance and reliability. They are manufactured with a moulded construction and have gold plated contacts throughout and include a built-in 3.5mm stereo audio jack. All cables include a ferrite choke at both ends for EMI suppression.

Features

- Choice of lengths
- 100% factory tested
- ROHS Compliant

Description	Part Number
Excel SVGA+30cm Audio 15M/M Extension cable 0.5mtr	SVGA+A-15MM-0.5M
Excel SVGA+30cm Audio 15M/M Extension cable 1mtr	SVGA+A-15MM-1M
Excel SVGA+30cm Audio 15M/M Extension cable 3mtr	SVGA+A-15MM-3M
Excel SVGA+30cm Audio 15M/M Extension cable 5mtr	SVGA+A-15MM-5M
Excel SVGA+30cm Audio 15M/M Extension cable 10mtr	SVGA+A-15MM-10M



Excel AV Inserts



100-805



100-806




100-807



100-809



100-811




100-818



100-819



100-826



100-821



100-828



100-272



100-818



100-272



100-277

The Excel Audio Visual outlets provide a comprehensive range of options for both the Residential installation as well as the commercial office environment. The range includes both fly lead versions mounted into euromod size plates for use with the Excel Office range as well as keystone outlet versions for use within panels or other faceplate options with the use of the Excel Office angled shutter.


The fly lead versions have 150mm lengths of the requisite cable and are designed to provide flexible mounting options within restricted depth back boxes.

Description	Part Number
1 Port 'F Type' Sat Coax Keystone Adaptor - White	100-805
HDMI v1.4 Keystone Adaptor - White	100-806
1 Port USB 3.0 Keystone Adaptor A Type - White	100-807
1 Port USB 2.0 Keystone Adaptor A Type - White	100-809
3.5mm Audio Input Keystone Adaptor - White	100-811
25 x 50 3.5mm Audio Snap in Adaptor with 150mm Fly Lead - White	100-818
25 x 50 3.5mm Audio Snap in Adaptor with 150mm Fly Lead - Grey	100-818-GE
25 x 50 HDMI v1.4 Snap in Adaptor with 150mm Fly Lead - White	100-819
25 x 50 HDMI v1.4 Snap in Adaptor with 150mm Fly Lead - Grey	100-819-GE
25 x 50 USB 2.0 Snap in Adaptor with 150mm Fly Lead - White	100-826
25 x 50 USB 2.0 Snap in Adaptor with 150mm Fly Lead - Grey	100-826-GE
25 x 50 USB 3.0 Snap in Adaptor with 150mm Fly Lead -White	100-821
25 x 50 USB 3.0 Snap in Adaptor with 150mm Fly Lead - Grey	100-821-GE
25 x 50 SVGA Snap in Adaptor with 150mm Fly Lead - White	100-828
25 x 50 SVGA Snap in Adaptor with 150mm Fly Lead - Grey	100-828-GE
25 x 50 F Type Sat Coax Snap in Adaptor - White	100-827
25 x 50 F Type Sat Coax Snap in Adaptor - Grey	100-827-GE
Black Brush Strip for Single Gang Plate (1 Pair) - excludes the faceplate	100-272
Black Brush Strip for Double Gang Plate (1 Pair) - excludes the faceplate	100-277

NEW
excel

EXCEL VOICE

VOICE CABLING SYSTEMS



Voice

excel
without compromise.

Please check with your local Excel Sales Office or distributor for in country product availability

Excel Website - www.excel-networking.com




The Excel website is mobile friendly so wherever you are and on whatever device you choose to view it on you can easily access the site.

The Excel site is multilingual and currently available in English, French, Spanish, Dutch, German, Polish and Turkish.

Home Page

From the home page you can navigate quickly to where you need to go.



Excel Internal Grade Low Smoke and Fume Cable – CW1308

The following range of multipair internal telephone cables are manufactured in accordance with BT type CW1308. These Cores are twisted into pairs and the required number of pairs are then laid up in either layers for cables containing up to and including 25 pairs, or in units for items of 32 pairs and above, the pairs are colour coded for ease of identification. An earth conductor of 1.38mm plain copper is included where shown.



Features

- Choice of reel sizes
- Low smoke and fume as standard
- Cut to length service above 20 Pair
- For colour and reel size availability please contact our Sales Office
- 0.5mm conductor size
- 25 Year System Warranty Available



Description	Part Number
2 Pair Telephone Cable LSF White x 100 mtr	TC002P1W-LSF
2 Pair Telephone Cable LSF White x 200 mtr	TC002P2W-LSF
2 Pair Telephone Cable LSF White x 500 mtr	TC002P5W-LSF
3 Pair Telephone Cable LSF Black x 100 mtr	TC003P1B
3 Pair Telephone Cable LSF White x 100 mtr	TC003P1W-LSF
3 Pair Telephone Cable LSF Black x 200 mtr	TC003P2B
3 Pair Telephone Cable LSF White x 200 mtr	TC003P2W-LSF
3 Pair Telephone Cable LSF White x 500 mtr	TC003P5W-LSF
4 Pair Telephone Cable LSF Black x 100 mtr	TC004P1B
4 Pair Telephone Cable LSF White x 100 mtr	TC004P1W-LSF
4 Pair Telephone Cable LSF Black x 200 mtr	TC004P2B
4 Pair Telephone Cable LSF White x 200 mtr	TC004P2W-LSF
4 Pair Telephone Cable LSF White x 500 mtr	TC004P5W-LSF
6 Pair Telephone Cable LSF White x 100 mtr	TC006P1W-LSF
6 Pair Telephone Cable LSF White x 200 mtr	TC006P2W-LSF
10 Pair Telephone Cable LSF White x 100 mtr	TC010P1W-LSF
10 Pair Telephone Cable LSF White x 200 mtr	TC010P2W-LSF
10 Pair Telephone Cable LSF White x 500 mtr	TC010P5W-LSF
10 Pair Telephone Cable LSF White x 100 mtr	TC010PE1W-LSF
10 Pair Telephone Cable LSF White x 200 mtr	TC010PE2W-LSF
10 Pair Telephone Cable LSF White x 500 mtr	TC010PE5W-LSF
15 Pair Telephone Cable LSF White x 1 mtr	TC015PW-LSF
20 Pair Telephone Cable LSF Black x 1 mtr	TC020PB
20 Pair Telephone Cable LSF White x 1 mtr	TC020PW-LSF
20 Pair Telephone Cable LSF White x 100 mtr	TC020P1W-LSF
20 Pair Telephone Cable LSF White x 200 mtr	TC020P2W-LSF
20 Pair Telephone Cable LSF Black x 1 mtr	TC020PEB



More sizes overleaf

NB: For pair counts not shown, please contact our Sales Office or your nearest Excel distributor



**LSF CABLE
AS STANDARD
excel**

FREE Cut to length
excel service above 20 Pair



20 Pair Telephone Cable LSF White x 1 mtr	TC020PW-LSF
20 Pair Telephone Cable LSF White x 100 mtr	TC020P1W-LSF
20 Pair Telephone Cable LSF White x 200 mtr	TC020P2W-LSF
20 Pair Telephone Cable LSF Black x 1 mtr	TC020PEB
20 Pair Telephone Cable LSF White x 1 mtr	TC020PEW-LSF
20 Pair Telephone Cable LSF White x 100 mtr	TC020PE1W-LSF
20 Pair Telephone Cable LSF White x 200 mtr	TC020PE2W-LSF
25 Pair Telephone Cable LSF White x 1 mtr	TC025PW-LSF
25 Pair Telephone Cable LSF White x 100 mtr	TC025P1W-LSF
25 Pair Telephone Cable LSF White x 200 mtr	TC025P2W-LSF
25 Pair Telephone Cable LSF White x 1 mtr	TC025PEW-LSF
25 Pair Telephone Cable LSF White x 100 mtr	TC025PE1W-LSF
32 Pair Telephone Cable LSF White x 1 mtr	TC032PEW-LSF
40 Pair Telephone Cable LSF White x 1 mtr	TC040PEW-LSF
50 Pair Telephone Cable LSF White x 1mtr	TC050PEW-LSF
50 Pair Telephone Cable LSF White x 100 mtr	TC050PE1W-LSF
50 Pair Telephone Cable LSF White x 200 mtr	TC050PE2W-LSF
100 Pair Telephone Cable LSF White x 1 mtr	TC100PEW-LSF
100 Pair Telephone Cable LSF White x 100 mtr	TC100PE1W-LSF
200 Pair Telephone Cable LSF White x 1 mtr	TC200PEW-LSF

NB: For pair counts not shown, please contact our Sales Office or your nearest Excel distributor

Excel Internal/External Grade Low Smoke Zero Halogen Cable – CW1308B

The following range of Multipair Telephone Cables are constructed in a similar way to Standard CW1308 but are suitable for Internal and External use due to a UV resistant jacket. The Cables specification is further enhanced by the use of Low Smoke Zero Halogen (LSOH) Outer Sheath.

Features

- Internal/External grade
- Save installation time and cost
- Black LSOH outer sheath
- Integral 1/1.38mm earth conductor
- 0.5mm conductor size
- 25 Year System Warranty Available

Description	Part Number
10 Pair Internal/External Telephone Cable LSOH x 1 mtr	TC010PE-INEX
20 Pair Internal/External Telephone Cable LSOH x 1 mtr	TC020PE-INEX
25 Pair Internal/External Telephone Cable LSOH x 1 mtr	TC025PE-INEX
50 Pair Internal/External Telephone Cable LSOH x 1 mtr	TC050PE-INEX
100 Pair Internal/External Telephone Cable LSOH x 1 mtr	TC100PE-INEX
200 Pair Internal/External Telephone Cable LSOH x 1 mtr	TC200PE-INEX

**RANGE
EXTENDED
excel**

Excel External Grade Cable – CW1128

The following range of cables are made up from conductors of solid plain copper insulated with cellular (foamed) polyethylene. These conductors are twisted into pairs and the required number of pairs are laid up into units which are identified by coloured tapes. The cables are petroleum jelly filled and sheathed in black polyethylene, and are manufactured in accordance with BT type CW 1128.



Features

- UV and moisture resistant
- Choice of conductor size
- 25 Year System Warranty Available

Description	Part Number
5 Pair 1/0.5mm Telephone Cable x 1 mtr	TCJF5005PB
10 Pair 1/0.5mm Telephone Cable x 1 mtr	TCJF5010PB
20 Pair 1/0.5mm Telephone Cable x 1 mtr	TCJF5020PB
50 Pair 1/0.5mm Telephone Cable x 1 mtr	TCJF5050PB
100 Pair 1/0.5mm Telephone Cable x 1 mtr	TCJF5100PB

Flat Modular Wiring Cable

This range of multicore flexible cables have conductors laid side by side and are ideal for use as patch leads, for low speed data or voice applications. The conductors are stranded 26 AWG (7/.16mm) PVC insulated, with a silver satin PVC outer sheath.



Features

- Colour coded cores

Description	Part Number
4 Core Flat MOD Wiring Cable x 1m	MOD4F
6 Core Flat MOD Wiring Cable x 1m	MOD6F
8 Core Flat MOD Wiring Cable x 1m	MOD8F

Excel BT Plug/RJ11 Plug



631A



23-0002

Ideal for modem and telecom applications, these plugs allow CW1308 and MOD cable to be terminated and used with BT style telephone sockets, or US socket modems.

Description	Part Number
Telecom Plugs - Pack of 10	631A
COMM Grade RJ11 Plug (Flat Stranded UTP) (6 Pin)	23-0002

Jelly Crimps



Description	Part Number
Jelly Crimps - 2 Wire - Gel Filled Connector (Box 500pcs)	8A-1

Excel Line Jack Units – 2 Series



Single Outlet Flush Mounted Line Jack Units. Supplied complete with a back box.

Features

- Choice of PSTN, PABX, Secondary
- Supplied with Back Box
- Single Gang
- Dimensions 68 x 68 x 29mm (with Back Box).
- Right Hand Latch

Description	Part Number
PSTN Surface Mount LJU, Type 2/1A	550-250
PABX Surface Mount LJU, Type 2/2A	550-251
Secondary Surface Mount LJU, Type 2/3A	550-252

Excel Line Jack Units – 3 Series



Single Outlet Surface Mounted Line Jack Units. Supplied complete with fixings but without a back box.

Features

- Choice of PSTN, PABX, Secondary
- Fits Standard Single Gang Patress Box
- Dimensions 86 x 86 x 8mm
- Right Hand Latch

Description	Part Number
PSTN Flush Mount LJU, Type 3/1A	550-253
PABX Flush Mount LJU, Type 3/2A	550-254
Secondary Flush Mount LJU, Type 3/3A	550-255
21mm Back Box to Suit Above	LB3

Excel Line Jack Units – 4 Series

Twin Outlet Flush Mounted Line Jack Units. Supplied complete with fixings but without a back box.

Features

- Choice of PSTN, PABX, Secondary
- Fits Standard Single Gang Patress Box
- Dimensions 86 x 86 x 8mm
- Right Hand Latch

Description	Part Number
PSTN Flush Mount Twin LJU, Type 4/1A	550-256
PABX Flush Mount Twin LJU, Type 4/2A	550-257
Secondary Flush Mount Twin LJU, Type 4/3A	550-258
21mm Back Box to Suit Above	LB3



Excel In Line Connection Boxes

In Line Connection Boxes are used for connecting telephone extensions and for joining together different cable types. 550-267 up to 3 pairs, 550-266 up to 4 pairs, each mount via 2 fixing screws.

Features

- Dimensions 56 x 41 x 23mm (550-267/550-266)
- White Finish
- Quick and Easy to Install

Description	Part Number
3 Pair In Line Connection Box, Type 77A	550-267
4 Pair In Line Connection Box, Type 78A	550-266



Excel RJ45 – LJU Telephone Adaptors




Excel Tailed Voice Adaptors convert RJ45 sockets to LJU presentation to allow telephones and modems to be connected to structured cabling systems.

Features

- Matt white finish
- Choice of Secondary, PSTN, and PABX
- 6" Cable tail
- Individually bagged
- High density design

Description	Part Number
6" Tailed RJ45 plug – LJU Socket, Secondary Adaptor	100-624
6" Tailed RJ45 plug – LJU Socket, PSTN Mastered Adaptor	100-626
6" Tailed RJ45 plug – LJU Socket, PABX Mastered Adaptor	100-628

Excel Connection Boxes – 200 Series



The Excel 200 Series accepts standard 237A IDC Connection Strips. Full wire management features are built into the base and the cover provides ample knockouts for cable entry.

Features

- 20/30 Pair Capacity Using Standard Terminal Strips
- Cable Tie Fixings
- Suits all Terminal Strips
- Dimension - 160(W) x 145(D) x 55(H)
- Supports Protector Strip 51A

Description	Part Number
Excel 2 Way Connection Box	550-260
Excel 2 Way Connection Box Loaded with 2 x 10 Pair Terminal Strips	550-261
Excel 3 Way Connection Box	550-262
Excel 3 Way Connection Box Loaded with 3 x 10 Pair Terminal Strips	550-263

Excel Connection Boxes – 250 Series



A Plastic Enclosure fitted with 5 Way Backmount Frame to allow the installation of up to 5 Terminal Strips. The cover is secured by large head quick release screws.

Features

- Suits All Terminal Strips
- Internal Clearance 70mm
- Dimensions 210 x 160 x 90mm
- Supplied with 4 Jumper Rings
- Supplied with Earth Post

Description	Part Number
5 Way Connection Box, Type 251A	550-264
Jumper Ring, Type 37B	550-400

Excel Connection Boxes – 300 Series

A Plastic Enclosure fitted with 10 Way Backmount Frame to allow the installation of up to 10 Terminal Strips. The cover is secured by large head quick release screws. Jumper Rings can be added to provide Cable Management.

Features

- Suits all Terminal Strips
- Dimensions 320 x 210 x 120mm
- Internal Clearance 90mm
- Supplied with Earth Post



Description	Part Number
10 Way Connection Box, Type 301A	550-265
Jumper Ring, Type 37B	550-400

Excel Connection Boxes – 500 Series

The Excel Series of Connection Boxes offer increased pair capacity while maintaining an industry standard footprint. The stainless steel backmount frame verticals support 237 Style strips giving a normal capacity of 340, 690, 1020 and 1600 pairs depending on the model. The Excel Connection Box Range allows an extra 5 way backmount to be fitted under the standard verticals increasing the capacities to 390, 780 or 1170 pairs. The door opens through a 180° for an ease of access, it can be removed entirely using quick release hinges and is easily reversed for left-right opening applications.

Features

- Industry Standard Footprint
- Extra Backmounts Increase Capacity
- Jumper Rings for Tidy Cable Management



Description	Dimensions (WxHxD)mm	Part Number
Excel Box Connection 510 (340 Pairs)	300 x 1100 x 140	550-270
Excel Box Connection 520 (690 Pairs)	500 x 1100 x 140	550-272

Excel Distribution Frame – 111B



The Modular construction of the 111B means that any size of installation can be equipped using a standard building block. The 111B is compatible with older style frames e.g. 105, 108 to allow extension of existing installations. Single verticals can be joined side by side for wall mounting or back to back to form a free standing system. If height reduction is required, the legs can be removed and the 111B mounted directly on the floor giving an overall height of just 1850mm.

Features

- British Telecom Approved
- Single Vertical
- Modular Growth
- Light Weight
- Easily Transportable
- Wall Mounting or Free Standing
- 690 Pair Capacity

Description	Dimensions (WxHxD)mm	Part Number
69 Way Distribution Frame	280 x 1850 x 150 (H=2101mm with legs)	111B

Excel Distribution Frame – 108a/City 80



Supplied as a dual distribution frame as standard the 108a frame has the capacity for up to 1380 pairs when using 10 pair termination strips. The City 80 is an extended version and offers up to 1600 pair capacity. The flexible design allows for mounting frames on the floor with or without the supplied legs – on the wall, or back to back.


Features

- Dual Vertical
- Light Weight
- Wall Mounting or Free Standing
- Up to 1600 Pair Capacity

Description	Dimensions (WxHxD)mm	Part Number
Excel 108a Dual Distribution Frame (1380 Pairs)	560 x 2004 x 150	550-278
Excel City 80 Distribution Frame (1600 pairs)	570 x 2250 x 150	550-276

Excel Sub Rack Termination Strip Carrier

The Sub Rack Strip Carrier is used to mount Terminal Strips in 19" Cabinets. Two styles are available for the 3u, the recessed version positions the terminal strips inside the 19" Cabinet profile, the flat version aligns the strips with the cabinets profiles.



Features

- 3u Version, 150 Pair Capacity
- 4u Version, 180 Pair Capacity
- Flat or Recessed 3u Version
- Suits All Terminal Strips

Description	Part Number
3U Sub Rack Flat (15 Way)	3USRF
3U Sub Rack Recessed (15 Way)	3USRR
4U Sub Rack Recessed (18 Way)	4USRR

Excel Terminal Strips

Terminal Strips are used to join Multipair Telecom and Data Cables. They can be mounted in either 19" Sub Racks, in various sized Box Connections or Frames. Designation Strips are used to identify individual connections or strips.



Description	Part Number
10 Pair Terminal Disconnection Strip, 237A style	550-240
Excel Designation Strip	550-241

Excel Voice Panel – RJ45 Presentation

The Excel voice panel is a 1U panel which provides a cost effective method of terminating and presenting multipair voice cables. Each panel has 25 or 50 RJ45 ports per 1U and an integral rear cable management tray. Each port is numbered and each can be wired with up to 3 pairs (60 Port version - 2 pairs only).



Features

- Cost effective
- Integral rear cable management
- High density design
- Cage nut sets included
- Upto 3 pairs per RJ45 socket
- 25 Year System Warranty Available



Description	Part Number
1U 3 pair 60 Port RJ45 voice panel, Black	100-463
1U 3 pair 50 Port RJ45 voice panel, Black	100-464
1U 3 pair 25 Port RJ45 voice panel, Black	100-465



Excel Encyclopaedia

Download the Excel Encyclopaedia from www.excel-networking.com - full of educational information and details on the Excel Networking Solution.



excel

Excel How To Videos

Visit www.excel-networking.com and click of videos to view a complete series of Excel How To videos that demonstrate the best way to install Excel products.



EXCEL ACCESSORIES

ACCESSORIES & TESTERS



The following section includes non Excel branded/
manufactured accessories, and preparation products
commonly required as part of the installation process
for the cabling systems contained in this product guide.

Please check with your local Excel Sales Office or distributor for in country product availability

excel
without compromise.

Excel Website - www.excel-networking.com

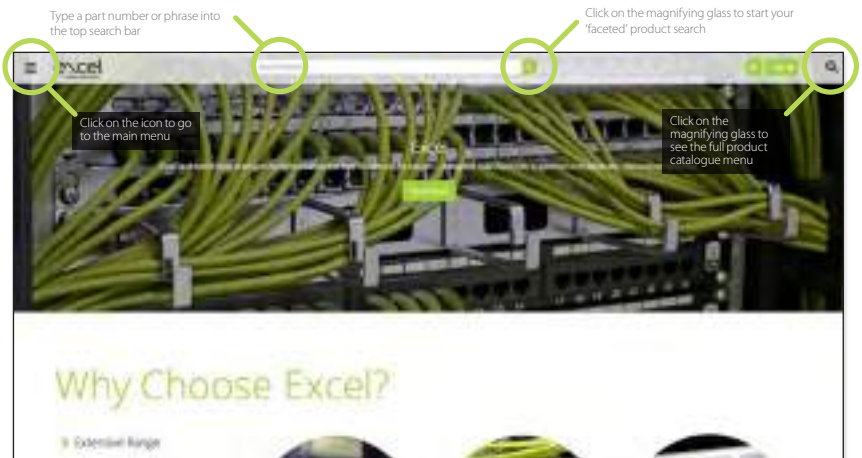


The Excel website is mobile friendly so wherever you are and on whatever device you choose to view it on you can easily access the site.

The Excel site is multilingual and currently available in English, French, Spanish, Dutch, German, Polish and Turkish.

Home Page

From the home page you can navigate quickly to where you need to go.



RJ45 Connectors

A wide range of AMP RJ45 and RJ11 connectors are available to suit both Unscreened and Screened twisted pair cables.

Description	Part Number
COMM Grade RJ11 Plug (Flat Stranded UTP)	23-0002
RJ45 Category 5e Plug UTP Stranded	24-0015
RJ45 Category 5e Plug UTP - Solid	24-0016
RJ45 Category 5e Plug UTP - Solid (Pk 100)	24-0016-PK100
RJ45 Category 5e Plug FTP - Solid (Pk 100)	24-0018-PK100
RJ45 Category 6 Plug Solid (for use with 100-070 and 100-071)	24-0010



RJ45 Strain Relief Boots

The use of strain relief boots prolongs the life of patch cords, various colours are available to assist in cable identification and segregation.

Description	Part Number
RJ45 Strain Relief Boot Black	24-0020
RJ45 Strain Relief Boot Dark Grey	24-0021
RJ45 Strain Relief Boot Red	24-0022
RJ45 Strain Relief Boot Green	24-0023
RJ45 Strain Relief Boot Blue	24-0024
RJ45 Strain Relief Boot Yellow	24-0025
RJ45 Strain Relief Boot Violet	24-0027
RJ45 Strain Relief Boot Light Grey	24-0028



Category 5e RJ45 Inline Connector

The Category 5e through coupler is ideal for the extension of existing cabling installations, offering a straight through RJ45 to RJ45 connection whilst maintaining Category 5e performance.

Features

- RJ45-RJ45 Socket
- Category 5e performance

Description	Part Number
Category 5e RJ45-RJ45 inline	23-0035



Excel Category 6_A RJ45 Plugs



The Excel Category 6_A Solid Core Screened RJ-45 Plug is a high performing product used in the creation of Switch Links and Harness Leads. The plugs are specifically designed for use with Excel Category 6_A Screened Cable (F/FTP and U/FTP versions). Using solid core cable for the creation of the Harness/Switch Links improves the overall channel performance by maintaining the consistency of cable construction. These plugs are the same as used to manufacture the Excel Category 6_A Solid Core Screened Harness/Switch Link Leads. Additionally these RJ-45 plugs may be used in the manufacture of Consolidation Point cables.

Features

- Category 6_A Performance
- Compatible with U/FTP & F/FTP cable
- High Performance
- Switch Links
- Harness Links
- Consolidation Point Cables

Description	Part Number
Category 6 _A Solid Core RJ45 Plug (Pack 25)	100-134
Category 6 _A Crimp Tool Frame & Die Set Kit	100-136

Excel Category 6_A (FTP) Field Termination RJ45 Plug



Screened Field Termination RJ45 Plug offering easy, toolless termination it complies fully with ISO/IEC 11801, Category 6_A and ANSI/TIA-568-C.2 standards. It offers a fully shielded die-cast zinc alloy, nickel plated body and gold plated phosphor bronze contact pins. Suitable for cable diameters between 6 and 8mm, strain relief is provided by the compression nut on the back of the connector. IDC termination accepts wire gauges from 23 to 26AWG.



Features

- Fully screened Category 6_A
- Die-cast zinc alloy construction
- Toolless - easy termination
- Supports 10 Gigabit Ethernet
- Independently verified
- Can be re-terminated numerous times

NEW
excel

Description	Part Number
Category 6 _A Solid Core RJ45 field terminable plug	100-140

Excel Back Boxes

A range of single and double gang high quality Back Boxes.

Features

- Choice of single or double gang
- Choice of Depth



Description	Part Number
Excel 1 Gang 27mm Deep Back Box	100-612
Excel 1 Gang 32mm Deep Back Box	100-614
Excel 1 Gang 37mm Deep Back Box	100-616
Excel 1 Gang 47mm Deep Back Box	100-618
Excel 2 Gang 27mm Deep Back Box	100-619
Excel 2 Gang 37mm Deep Back Box	100-620
Excel 2 Gang 32mm Deep Double Back Box	100-621
Excel 2 Gang 47mm Deep Back Box	100-622

Braided Sleevling

Expandable braided sleevling is an ideal product for supporting cables and harness links. This can be used to help dress cables from cable tray to final position and ensure neat installations with cabinets.



Description	Part Number
Braided Sleevling Black - Expandable 40mm - 63mm 25mtr	180-208
Braided Sleevling Black - Expandable 10mm - 20mm, 100mtr	180-205

CableLay Basket Matting

Cablelay is a Class 'O' fire rated, flexible, closed cell, elastomeric, nitrile rubber. It is a highly efficient method, ideal for the use of laying Category 6 structured cabling systems under raised floors or in traditional containment infrastructures such as cable tray or a basket equivalent. Cablelay is dust free, fibre free and CFC free with an ODP of zero which means an environmentally friendly product.



Description	Part Number
Cablelay Basket Matting 6mm x 150mm x 30M Class O	CL1150/30
Cablelay Basket Matting 6mm x 200mm x 30M Class O	CL1200/30
Cablelay Basket Matting 6mm x 300mm x 30M Class O	CL1300/30
Cablelay Basket Matting 6mm x 500mm x 30M Class O	CL1500/30
Cablelay Basket Matting 6mm x 300mm x 15M LSOH	CLS1300/15
Cablelay Basket Matting 6mm x 500mm x 15M LSOH	CLS1500/15

CableLay Floor Matting



Cablelay is a Class 'O' fire rated, flexible, closed cell, elastomeric, nitrile rubber or LSOH. It is a highly efficient method, ideal for the use of laying Category 6 structured cabling systems under raised floors or in traditional containment infrastructures such as cable tray or a basket equivalent. Cablelay is dust free, fibre free and CFC free with an ODP of zero which means an environmentally friendly product.

Description	Part Number
Cablelay Floor Matting 13mm x 300mm x 20M Class O	CL3300/20
Cablelay Floor Matting 13mm x 500mm x 20M Class O	CL3500/20

CableLay Cable Tapes

This tape is used to join and secure cable matting on long runs



Description	Part Number
Cablelay Cable Tape 3mm x 50mm x 15M Class O	CTO5015

Excel Grid Outlet Position (GOP) Box Plus

The Excel Grid Outlet Position (GOP) Box Plus has been developed from the successful original versions. This range is available in four versions from 2 Way to 6 Way. The 2 and 4 way are available with a 25mm flexible conduit fixing point. The 4 and 6 way are available with a 32mm flexible conduit fixing point. The range has been developed for fixing to the end of flexible conduit typically where outlets are presented in a grid layout with cable containment mounted within a raised floor system. The GOP Box then has a degree of flexibility to be positioned within the radius of the flexible conduit to suit the office layout. 25 mm and 32 mm 'L' Brackets are available to fix the other end of the flexible conduit to the floor slab. GOP Boxes are typically then attached to the underside of the desk, the flexible conduit passing through the floor tile via a grommet.

These Plus versions are enhanced with cable tie saddles adjacent to the conduit fixing point to accept either nylon or hook & loop ties. This permits the cable to be secured if required. Additionally the GOP box has a hole at each end of the upper case to accept self-tap screws for fixing to adaptor plates or bespoke brackets. Supplied with the GOP Boxes are black rubber blanks for the un-used 6c apertures. The 2 way is supplied with 1 blank, the 4 way is supplied with 2 blanks, the 6 way with 4 blanks and the 12 way with 12 blanks. The blanks are also available separately.

The flexible conduit fixing hole is slotted to aid cable installation. As the flexible conduit hole is part of the jack mounting metal work it ensures easy termination of the outlet while maintaining the cable management. The base has two fixing holes for mounting where required. The two parts of the box are assembled with a single machine screw.

GOP Boxes and 'L' Brackets are sold in packs of 10 to reduce packaging waste. The flexible conduit is sold separately.




Features

- 2, 4, 6 and 12 Way Versions
- 25 and 32 mm Versions
- Cable tie anchor points
- 'L' Brackets available
- 6c aperture size
- Blanks included
- Accepts Category 5e, Category 6 or Category 6_A
- 25 Year System Warranty Available

Description	Part Number	GOP Box Dimensions		
		Length	Width	Height
Excel 2 Way GOP Box Plus – 25 mm – Pack of 10	350-639	105 mm	62 mm	55 mm
Excel 4 Way GOP Box Plus – 25 mm – Pack of 10	350-640	160 mm	62 mm	60 mm
Excel 4 Way GOP Box Plus – 32 mm – Pack of 10	350-641	160 mm	62 mm	60 mm
Excel 6 Way GOP Box Plus – 32 mm – Pack of 10	350-642	220 mm	62 mm	70 mm
Excel 12 Way GOP Box Plus – 32 mm - Each	350-643	216mm	134mm	71mm
Excel LJ6c Black Rubber Blank – Pack of 10	350-645	Approx dimensions		
Excel 25 mm Flexible Conduit "L" Bracket Plus – Pack of 10	750-102			
Excel 32 mm Flexible Conduit "L" Bracket Plus – Pack of 10	750-103			

Excel Grid Outlet Position (GOP) Box Plus (continued)

Compatibility

Specifications	 CAT5+	 CAT6	 CAT6 _a			
GOP Box Plus	100-757 Excel Category 5e Unscreened Low Profile 6c Module	100-202-WT & 100-202-BK Excel Category 5e Unscreened Low Profile Toolless Keystone Jack + 100-022 6c Angled Shutter	100-297 Excel Category 6 Unscreened Low Profile 6c Module	100-215-WT & 100-215-BK Excel Category 6 Unscreened Low Profile Toolless Keystone Jack + 100-022 6c Angled Shutter	100-156 Excel Category 6 _A Unscreened Keystone Jack + 100-022 6c Angled Shutter	100-181 Excel Category 6 _A Low Profile Screened Keystone Jack - Toolless + 100-022 6c Angled Shutter
2 Way GOP Box Plus – 25 mm	✓	✓	✓	✓	✓	✓
4 Way GOP Box Plus – 25 mm	✓	✓	✓	✓		✓
4 Way GOP Box Plus – 32 mm	✓	✓	✓	✓	✓	✓
6 Way GOP Box Plus – 32 mm	✓	✓	✓	✓		✓
12 Way GOP Box Plus – 32 mm	✓	✓	✓	✓		✓

Please ask for details about our in-house assembly service to save time on site.

Excel Flexible Conduit

Excel Polypropylene Low Smoke Zero Halogen flexible conduit provides cost effective, flexible protection to cables in sub floor, false ceiling or exposed installations. Supplied in 100 or 50 Metre lengths to enable on site installation to reduce wastage. Compatible glands and locknuts are available for fixing to sub floor, floor or desk units.

Features

- Black LSOH Polypropylene
- Highly Flexible
- Choice of Sizes
- Full Range of Fittings

Description	Part Number
Excel 20mm Polyprop LSOH Black Flex Cond (100m)	750-010
Excel 25mm Polyprop LSOH Black Flex Cond (50m)	750-015
Excel 20mm LSOH Gland + Locknut Black (Pk 10)	750-025
Excel 25mm LSOH Gland + Locknut Black (Pk 10)	750-030



**RANGE
EXTENDED**
excel

Excel Flexible Conduit - Contractor Pack

Excel Conduit Contractor Packs consist of 10 Metres of LSOH Polypropylene Conduit together with 10 Glands and Locknuts to suit. This easy to store and use pack is ideal for smaller installations and on site manufacturing of assemblies.

Features

- Black LSOH Polypropylene
- Choice of Sizes
- Fittings Included

Description	Part Number
Excel 20mm Contractors PK 10m LSOH Cond+10 Glands	750-035
Excel 25mm Contractor Pack-10m LSOH Cond+10 Glands	750-040



Excel Flexible Conduit - Pre-assembled



Excel Low Smoke Zero Halogen flexible conduit, pre-assembled in various lengths for fast and easy on site installation.

Features

- Black LSOH Polypropylene
- Choice of Sizes
- Complete with Glands and Locknuts

Description	Part Number
Excel 20mm LSOH 3mtr Conduit Assembly Gland/locknut	750-045
Excel 20mm LSOH 5mtr Conduit Assembly Gland/locknut	750-055
Excel 25mm LSOH 3mtr Conduit Assembly Gland/locknut	750-060
Excel 25mm LSOH 5mtr Conduit Assembly Gland/locknut	750-070
Excel 32mm LSOH 3mtr Conduit Assembly Gland/locknut	750-075
Excel 32mm LSOH 5mtr Conduit Assembly Gland/locknut	750-085

Please check with your local Excel Sales Office or distributor for in country product availability

Excel Floor Boxes - Three and Four Compartment

The Excel floor box is quick to install. Twin swivelling clamps secure the floor box to the floor panel. By design, adjustable dividers enable this versatile floor box to be configured into 3 or 4 compartments dependent upon the number of outlets required. A wide range of accessory plates are available for power, data and telecommunication services.



Features

- Wide range of mounting plates
- Usable height to lid - 44mm
- One size cut out for 3 or 4 compartment box 292 x 201mm
- Overall dimensions 310 x 220 x 100mm deep
- 20 and 25mm knockouts for cable or conduit entry
- Accessory plates can be removed via the top opening
- Lid and cable guides can be removed and re-orientated through 180 degrees

Description	Part Number
3-Compartment Floor Box (including 1 Double Switched Power Socket)	350-601
4-Compartment Floor Box (including 1 Double Switched Power Socket)	350-603

Excel Floor Box Accessories (Mains Outlets)

Twin Switched Sockets for 3 and 4 compartment floor boxes.

Features


- BS 1363
- Dual earth as standard
- Switched



Description	Part Number
Double Switched Power Socket for 350-601 3-Compartment Floor Box	350-605
Double Switched Power Socket for 350-603 4-Compartment Floor Box	350-607

Please check with your local Excel Sales Office or distributor for in country product availability

Excel Floor Box Accessories (Mounting Plates)



High density plate allowing up to 6 RJ45 6c outlets to be mounted.

Features

- Aperture 22mm x 37mm
- Suits 6c modules, Excel Part Codes 100-758 and 100-301

Description	Part Number
6 Way 6c Data Plate for 350-601 3-Compartment Floor Box	350-609




Standard density plate allowing up to 6 RJ45 6c outlets

Features

- Aperture 22mm x 37mm
- Suits 6c modules, Excel Part Codes 100-758 and 100-301

Description	Part Number
6 Way 6c Data Plate for 350-603 4-Compartment Floor Box	350-611



Twin gang plate for 3 comp box.

Features

- Accepts moulded twin gang accessory

Description	Part Number
Twing Gang Plate for 350-601 3-Compartment Floor Box	350-613

Excel Floor Box Accessories (Mounting Plates) (continued)

Double gang plate for 3 comp box.

Features

- Accepts 2 x Single gang data accessories (LJU 3/4/5)



Description	Part Number
Double Gang Plate for 350-601 3-Compartment Floor Box	350-615

Euromod plate for 3 comp box. Suits Excel Part Codes 100-700, 100-760, 100-300 and 100-366.

Features

- 2 x Euro 50mm x 50mm frames (complete)



Description	Part Number
2 x Euromod Frame Plate for 350-601 3-Compartment Floor Box	350-619

Blank plate for 3 compartment boxes.

Features

- Flat plate
- Dimensions 173mm x 87mm
- Can be cut to suit connectors



Description	Part Number
Blank Plate for 350-601 3-Compartment Floor Box	350-621

Excel Mini Trunking



Excel Mini PVC Trunking manufactured to BS4678 Part 4.

Features

- 3 Metre lengths
- Wide range of suitable fittings

Description	Part Number
Excel 16x16mm Trunking 10x3mtr Lengths (30mtr)	450-005-PK10
Excel 16x25mm Trunking 10x3mtr Lengths (30mtr)	450-012-PK10
Excel 16x40mm Trunking 10x3mtr Lengths (30mtr)	450-015-PK10
Excel 25x40mm Trunking 10x3mtr Lengths (30mtr)	450-020-PK10
Excel 40x40mm Trunking 10x3mtr Lengths (30mtr)	450-025-PK10

Excel Self-Adhesive Mini Trunking



Excel Mini PVC Trunking with peel off self adhesive base for fast, easy installation.

Features

- 3 Metre lengths
- Self adhesive base

Description	Part Number
Excel 16x16mm S/A Trunking 10x3mtr lengths (30mtr)	450-030-PK10
Excel 16x25mm S/A Trunking 10x3mtr lengths (30mtr)	450-035-PK10
Excel S/A Trunking 10x3mtr lengths (30mtr)	450-040-PK10

Excel Mini Trunking Fittings - Angles

A wide range of angles are available from Excel to suit the above mini trunking. These are used when creating corners or tap off points when installing.

Features

- 3 Metre lengths
- Self adhesive base



Description	Part Number
Excel 16x16mm Flat Angle Pack of 10	450-045
Excel 16x25mm Flat Angle Pack of 10	450-050
Excel 16x40mm Flat Angle Pack of 10	450-055
Excel 25x40mm Flat Angle Pack of 10	450-060
Excel 40x40mm Flat Angle Pack of 10	450-065
Excel 16x16mm Internal Angle Pack of 10	450-070
Excel 25x16mm Internal Angle Pack of 10	450-075
Excel 16x40mm Internal Angle Pack of 10	450-080
Excel 25x40mm Internal Angle Pack of 10	450-085
Excel 40x40mm Internal Angle Pack of 10	450-090
Excel 16x16mm External Angle Pack of 10	450-095
Excel 16x25mm External Angle Pack of 10	450-100
Excel 16x40mm External Angle Pack of 10	450-105
Excel 25x40mm External Angle Pack of 10	450-110
Excel 40x40mm External Angle Pack of 10	450-115

Please check with your local Excel Sales Office or distributor for in country product availability

Excel Mini Trunking Fittings – Tees, Couplers & Caps

A wide range of accessories to complement the Excel range of mini trunking. Flat tees are used to tap into other trunking runs. Couplers join together adjacent trunking lengths and end caps act as terminators for installed lengths.

Features

- Suit all Mini Trunking sizes
- Small minimum pack quantities

Description	Part Number
Excel 16x16mm Flat Tee Pack of 10	450-120
Excel 16x25mm Flat Tee Pack of 10	450-125
Excel 25x40mm Flat Tee Pack of 10	450-135
Excel 16x16mm Coupler Pack of 10	450-145
Excel 16x25mm Coupler Pack of 10	450-150
Excel 16x40mm Coupler Pack of 10	450-155
Excel 25x40mm Coupler Pack of 10	450-160
Excel 16x16mm End Cap Pack of 10	450-165
Excel 16x25mm End Cap Pack of 10	450-170
Excel 16x40mm End Cap Pack of 10	450-175
Excel 25x40mm End Cap Pack of 10	450-180
Excel 40x40mm End Cap Pack of 10	450-185

Excel Maxi Trunking

Excel Maxi trunking manufactured to BS4678 Part 4.

Features

- 3 Metre lengths
- Wide range of suitable fittings
- Small pack quantities
- Pack of 2

Description	Part Number
Excel 50 x 50mm Maxi Trunking x 6m (2 x 3m)	450-190-PK2
Excel 75 x 50mm Maxi Trunking x 6m (2 x 3m)	450-200-PK2
Excel 75 x 75mm Maxi Trunking x 6m (2 x 3m)	450-205-PK2
Excel 100 x 50mm Maxi Trunking x 6m (2 x 3m)	450-210-PK2
Excel 100 x 100mm Maxi Trunking x 6m (2 x 3m)	450-215-PK2

Excel Maxi Trunking Fittings – Angles

A wide range of angles to suit the above maxi trunking. These are used when creating corners and tap off points when installing.

Features

- Choose flat, internal or external
- Supplied individually
- Suit all maxi trunking sizes

Description	Part Number
Excel 75x50mm Flat Angle	450-305
Excel 75x75mm Flat Angle	450-310
Excel 100x50mm Flat Angle	450-315
Excel 100x100mm Flat Angle	450-320
Excel 50x50mm Internal Angle	450-350
Excel 75x75mm Internal Angle	450-360
Excel 100x50mm Internal Angle	450-365
Excel 100x100mm Internal Angle	450-370
Excel 50x50mm External Angle	450-250
Excel 75x75mm External Angle	450-260
Excel 100x50mm External Angle	450-265
Excel 100x100mm External Angle	450-270



Excel Maxi Trunking Fittings – Tees, Couplers and End Caps

A wide range of accessories are available to complement the Excel range of maxi trunking. Flat tees are used to tap into other trunking runs. Couplers join together adjacent trunking lengths and end caps act as terminators for installed lengths.

Features

- Suit all maxi trunking sizes
- Ensures tidy professional installation

Description	Part Number
Excel 50x50mm Flat Tee	450-325
Excel 50x50mm Coupler	450-225
Excel 75x50mm Coupler	450-230
Excel 50x50mm End Cap	450-275
Excel 50x75mm End Cap	450-280
Excel 75x75mm End Cap	450-285
Excel 100x50mm End Cap	450-290
Excel 100x100mm End Cap	450-295



Excel Cable Management Bars



A wide range of 19" Vertical Cable Management bars are available.

Features

- Metal or Plastic Management Hoops
- 1 and 2U Options
- Horizontal and Vertical Hoops
- Cage Nut Set included

**RANGE
EXTENDED**
excel

Description	Part Number
1U Black Bar, 4 Vertical Metal 65mm Hoops	100-582
1U Black Bar, 5 Vertical Metal 100mm Hoops	100-583
1U Black Bar, 5 Vertical Plastic 65mm Hoops	100-586
1U Black Bar, 5 Vertical Plastic 65mm Hoops - 2 Pack	100-048

Excel Chrome Management Bar



1U 19" 5 Way Chrome Cable Management Bar. Provides an aesthetically pleasing and efficient way of managing patch cords, with built in 'letter box' cut out for excess cable.

Features

- Complements the Excel Category 6_A Chrome Panel and Modules

Description	Part Number
1U 5 Way Chrome Cable Management Bar	100-031
0.5U 5 Way Chrome Cable Management Bar	100-581

Excel Blanking Plates and Letterbox Panels



To improve cabinet appearance Blank Plates can be installed to cover unused space. Letterbox Panels allow patch cords to be fed to or from the rear of the cabinet.


Features

- Enhances Cabinet Appearance
- Used to Control/Manage Air Flow within Data Cabinets

Description	Part Number
Excel 1U 19" Horizontal Snap In Blank Panel - Black	100-591
1U Double Brush Strip - Middle Split Black	100-595
1U Blank Plate Black	100-598
1U Single Brush Strip Black	100-599
2U Blank Plate Black	100-602
Excel 2U 19" Horizontal Snap In Blank Panel - Black	100-592
3U Blank Plate Black	100-606
Excel 3U 19" Horizontal Snap In Blank Panel - Black	100-593
1U Letterbox Plate Black	100-610

Brush Strip Panel

This panel is suitable for fitting below patch panels to allow cable entry into the rack. The rear cable support section incorporates holes for securing cables.



Features

- Brush protected cable entry
- Wide cable slot to allow spacing of cables
- Compatible with all Excel Wall, Floor Standing and Server cabinets
- Cable support facility
- Numerous holes to facilitate cable attachment

Description	Part Number - Grey	Part Number - Black
1U x 19" Brush Strip Panel	540-443	540-443-BK

Cables Ties

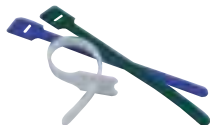
The range of high quality nylon cable ties are available in Black or Natural in a wide range of sizes and with a choice of pack type.



Photograph represents style only

Description	Part Number
Cable Tie 2.5x100mm Natural (Value Pack 100)	CV-100
Cable Tie 2.5x100mm Black (Value Pk 100)	CV-100B
Cable Tie 2.5x100mm Natural (Std Pk 1000)	CV-100K
Cable Tie 4.8x160mm Black (Std Pk 100)	CV-160LB
Cable Tie 2.5x203mm Natural (Std Pk 100)	CV-200M
Cable Tie 2.5x203mm Black (Std Pk 100)	CV-200MB
Cable Tie 4.8x203mm Natural (Std Pk 100)	CV-203
Cable Tie 4.8x203mm Black (Std Pk 100)	CV-203B
Cable Tie 4.8x300mm Natural (Std Pk 100)	CV-300
Cable Tie 4.8x300mm Black (Std Pk 100)	CV-300B
Cable Tie 4.8x368mm Natural (Std Pk 100)	CV-368
Cable Tie 4.8x368mm Black (Std Pk 100)	CV-368B
Cable Tie Cradles	
Cable Tie Cradles 15mmx9.5mm Natural PK100	180-220
Cable Tie Cradles 16mmxmm Natural/4mm Screw Fix	180-222
Write-On Plates	
Write-On Plates 38mmx19mm White PK100	180-228
Self Adhesive Cable Tie Bases	
Self Adhesive Cable Tie Base 20x20mm Natural PK100	180-230
Self Adhesive Cable Tie Base 28x28mm Black PK100	180-231
Self Adhesive Cable Tie Base 28x28mm Natural PK100	180-232

Hook and Loop Cable Ties




Easy to install and remove, hook and loop cable ties will not crush or damage copper or fibre cables.

Features

- Quick and Easy Installation
- Reusable
- Will not crush cables
- Choice of colour
- 20mm wide

Description	Part Number
Velcro Cable Tie 150mm Black Pack of 20	180-077-PACK20
Velcro Cable Tie 230mm Black Pack of 20	180-078-PACK20
Velcro Cable Tie 330mm Black Pack of 20	180-083-PACK20
Hook & Loop 25m Reel Black (approx 80, 300mm)	180-094

Fixtures & Fittings



PVC Installation Tape

Suitable for a multitude of applications including insulation, fixing cables and identification. Available in a range of colours and sizes, all supplied in a 33 metre coil.

Description	Part Number
19mm X 33m PVC Tape Black	270219BK
19mm X 33m PVC Tape Blue	270219BU
19mm X 33m PVC Tape White	270219WT
19mm X 33m PVC Tape Yellow	270219YW
19mm X 33m PVC Tape Green	270219GN
19mm X 33m PVC Tape Grey	270219GY
19mm X 33m PVC Tape Red	270219RD

Screws and Wallplugs



Quality hardened steel, twin threaded woodscrews available in either roundhead or countersunk versions. Wallplugs with a two way split expansion design for quick and easy installation.

Description	Part Number
8x25mm (8x1") Roundhead Screws Pozl Bx 200	350-510
8x25mm (8x1") Countersunk Screws Pkt 200	350-512
8x38mm (8x1.5") Roundhead Screws Bx 200	350-514
8x38mm (8x1.5) Countersunk Screws Pozl Bx 200	350-516
Red Wallplugs Pkt 1000	350-518
Brown Wallplugs Pkt 1000	350-520
Plasterboard Fixings Metal Pkt 1000	350-537

Cable Clips

A broad range of high quality cable clips manufactured from impact resistant polypropylene, suitable for the attachment of cables of all sizes to many surfaces including wood and masonry.



Description	Part Number
White round cable clip, suits 3 to 5mm cable diameter	TC3-5W
Black round cable clip, suits 5 to 7mm cable diameter	TC5-7B
White round cable clip, suits 5 to 7mm cable diameter	TC5-7W
Black round cable clip, suits 7 to 10mm cable diameter	TC7-10B
White round cable clip, suits 7 to 10mm cable diameter	TC7-10W

Peg Style Jacket Stripper

Features

- Stripping tools available to suit 8mm diameter cables
- Blades for radial and longitudinal cuts
- Blade depth can be adjustable to suit thickness of jacket
- Three straight and one round blade supplied with each tool



Description	Part Number
3.2-5.5mm cable diameter (blue handle)	202-064
4.8-8mm cable diameter (black handle)	202-066

Side Cutters

Features

- Suitable for general purpose cutting and trimming
- Vinyl dipped handles



Description	Part Number
Multi Purpose Side Cutter	202-043

100 Pair Cutter



Features

- Up to 100 pair telephone cable can be cut
- Moulded plastic handles
- Return spring built in
- Blade is kept closed by latch when not in use

Description	Part Number
100 Pair Cutter	202-048

Crimp Master



Features

- Crimp release provides operator safety
- Pressure adjustment for actuation force
- Ratchet crimp action provides repeatable and reliable terminations
- Dies change quickly and easily with a screwdriver
- Cushioned, comfort-grip handle

Description	Part Number
Crimpmaster Crimp tool frame	30-506
Crimpmaster Die Set, 8 Position RJ45, AMP Compatible	30-560
Crimpmaster Die Set, RE58, 59, 62, URM70	30-581
Telemaster RJ45/RJ11 Plug Crimp Tool	30-496

Adjustable Cable Strip Tool

Excel Adjustable Cable Strip Tool safely cuts the cable sheath without damaging inner conductors.

The adjustment is with a thumb wheel that sets the depth of the blade so that the sheath is scored without cutting too deep. Compatible with all Excel unscreened and screened cables the tool improves efficiency of cable preparation without compromising the cable.



Features

- Adjustable cutting depth
- Compatible with all Excel data cables

Description	Part Number
Adjustable Cable Strip Tool	202-124

Fibre Stripper

Cable cutting and preparation tool to suit a wide range of fibre cables.

Features

- Blade has two holes
- Tight jacket patch cable is stripped by 1mm hole
- Spring action handles can be locked when not in use
- 140 um hole strips 250 um primary buffer



Description	Part Number
Clauss Fibre Stripper	202-089



T28 and T36 Cable Tackers



The rapid T28 and T36 are High Quality Fast Action Cable Tackers designed specifically for voice and data cabling.

Features

- Suitable for Cables up to 4.5mm Diameter (T28)
- Suitable for Cables up to 6.0mm Diameter (T36)
- Choice of Galv or White Staples

Description	Part Number
T28 Cable Tacker unit	350-075
T28 11mm Galv Staples, Pack of 5000	350-077
T28 11mm White Staples, Pack of 5000	350-079
T36 Cable Staples Unit	350-080
T36 14mm Galv Staples, Pack of 5000	350-082
T36 14mm White Staples, Pack of 5000	350-084

Fujikura 70S Kit



Specifically designed for speed, durability and ergonomics, the 70S is the fastest splicer on the market, with a splicing time of just six seconds and a further improved shrink time of just nine seconds. Customisable, automatic features reduce the number of operational steps to just four, further improving productivity and reducing total splice cycle time to an unrivalled 21 seconds. The machine remains highly robust and is resistant to dust, rain and shock on all six sides. The 70S continues Fujikura's long tradition of delivering a splicing specification you can rely on and dependable products that are built to last for the long-term.

Photograph represents style only



Features

- Fully automatic, fully ruggedized, core-alignment
- Programmable wind protector and sheath clamps
- Automatic tube heater
- 6 second splice time
- 9 second shrink time using Slim 60mm sleeve and 250um fibre
- 100 splice modes / 30 heating modes
- 200 cycles (splice & shrink) per battery charge
- 20,000 splice result memory
- Short cleave length capability

Kit Includes - Carry case with worktable, spare electrodes, CD manual & PC software, USB lead, ADC-18 AC adapter. CT-30A cleaver, BTR-09 battery pack, DCC-18 charge lead, J-Plate & CLAMP-S70D for 900um loose tube.

Description	Part Number
Automatic core-alignment Fusion Splicer	70S KIT

Fujikura CT30-A High Precision Fibre Cleaver

Designed for excellent portability, the CT-30A is equally at home in a splicing van or in a bucket truck and is ideal for FTTx applications. The 16-position blade yields 48,000 single-fibre cleaves, or 4,000 12-fibre ribbon cleaves before requiring replacement, and the built-in scrap collector conveniently stores fibre shards until they can be safely discarded.

The CT-30A Cleaver is packaged with three scrap collection options that allow the user to tailor it to their cleaving preferences. The CT30A is delivered with the SC-01 Side Cover installed for users that prefer not to use an automated scrap collection system. For those that prefer an automated scrap collection system, the FC-02 Fibre Collector and two scrap box options are included.



Photograph represents style only



Features

- Small size, lightweight, and easy handling
- Applicable up to 12-fibre ribbon cleaving
- Fibre collector equipped as standard
- 2-action operation including fibre scrap collection
- Operation: Push back blade -> Set fibre -> Close body
- Blade speed and anvil speed are mechanically controlled
- Blade is common to CT-20 series cleavers
- 16 rotating positions, 3 height positions
- Blade life is same as CT-20 series cleavers, 48,000 cleaving

Description	Part Number
Fujikura CT30-A High Precision Fibre Cleaver	CT-30A

Fujikura Advanced FTTH Fusion Splicer



Photograph represents style only



Despite its small size, the 225 offers exceptional performance in a compact, yet robust package. The low-profile design and large footprint make the unit extremely stable and ideal where space is limited. A large 4.73" toughened display provides sharp, clear images of up to 200x magnification which can be viewed even under direct sunlight conditions. Although supplied with fibre sheath clamps as standard, the machine is also fully compatible with Fujikura FH-60-series fibre holders if preferred. The carry case is multi-functional and includes a working tray for aerial or tripod use. Typical applications include FTTH, data centre, LAN and access networks.

Features

- World's smallest and lightest active v-groove splicer
- Shock, dust and rain resistant
- 9 second splice time
- 200 cycles (splice & shrink) per battery charge
- 19 second shrink time using Slim40mm and Slim60mm sleeve with 250um fibre
- 10,000 splice result memory
- Short cleave length capability

Kits include:

Active V-groove alignment fusion splicer.

Includes; Carry case, spare electrodes, CD manual & PC software, USB lead, ADC-19 AC adapter, BTR-11 battery, CLAMP-S21B for 900um loose tube,

CT-06A Cleaver.

Active V-groove alignment fusion splicer.

Includes; Carry case, spare electrodes, CD manual & PC software, USB lead, ADC-19 AC adapter, BTR-11 battery, CLAMP-S21B for 900um loose tube,

CT-30A Cleaver.

Description	Part Number
Active V-groove alignment fusion splicer with CT-06A Cleaver	225-KIT-CT-06A
Active V-groove alignment fusion splicer with CT-30A Cleaver	225-KIT-CT-30A

VERSIV Cabling Certification System

The modular Versiv™ family reduces the cost of copper and fibre certification by two-thirds. Future-ready design supports Cat 5 to Cat 8, fibre loss and inspection plus OTDR options. Touchscreen interface ensures jobs are done right the first time. Manage projects from any smart device over Wi-Fi with LinkWare™ Live. Modular design allows for expansion when required, for different types of infrastructure certification and troubleshooting needs.

Features

- Contractors using Versiv models report a 60% reduction in certification costs.
- Versiv™ design supports copper certification to Category 8, fibre loss and inspection, and OTDR testing.
- Typical 12 hour battery life and internal result storage for approximately 12000 Cat 6_A results.
- Touch-screen user interface simplifies set up, eliminates errors and speeds troubleshooting
- Analyze test results and create professional test reports using LinkWare™ management software.
- Gold Support is recommended for every Versiv model.



Certifier Pro Optical Loss Test Set (OLTS)

Reduces the cost of fibre certification with a three second two-fibre / two-wavelength test. Encircled Flux compliant and supports double ended Pass/Fail certification of fibre optic connector end-faces.

Features

- Fastest time to certify – two fibres at two wavelengths in three seconds.
- Encircled Flux compliant as required by ANSI/TIA and ISO/IEC
- Contractors using Versiv™ report a 60% reduction in certification costs.
- Integrates with LinkWare™ Live to manage jobs and testers from any smart device.
- Taptive™ user interface provides simple, animated guidance to eliminate incorrect reference setup and “negative loss” errors.
- Convenient quad module supports both multimode and singlemode loss testing.
- Built in Visual Fault Locator.
- Gold Support recommended for every Certifier Pro model.



Description	Part Number
CertiFiber Pro Multimode OLTS Certification Kit	CFP-100-M
CertiFiber Pro Singlemode OLTS Certification Kit	CFP-100-S
CertiFiber Pro Quad OLTS Certification Kit	CFP-100-Q
CertiFiber Pro Multimode OLTS Certification Kit with double ended inspection	CFP-100-Mi
CertiFiber Pro Singlemode OLTS Certification Kit with double ended inspection	CFP-100-Si
CertiFiber Pro Quad OLTS Certification Kit with double ended inspection	CFP-100-Qi

DSX CableAnalyzer Series



The new DSX-8000 and DSX-5000 reduce the cost of Cat 5 through to Cat 8 (DSX-8000 only) certification by 60%, offering the industry's fastest test times. Touchscreen interface ensures jobs are done right the first time. Manage jobs and testers from any smart device over Wi-Fi with LinkWare™ Live.

Features

- Unmatched speed for category 5 through 8, Class FA and all current standards (Cat 6_A in eight seconds)
- Future-ready design supports fibre loss and inspection, OTDR testing and future hardware upgrades.
- Integrates with LinkWare™ Live to manage jobs and testers from any smart device.
- Taptive™ user interface simplifies field set up, and helps eliminate testing errors.
- Endorsed by cabling vendors worldwide
- Meets TIA Level 2G (DSX_8000) and IEC Level VI – most stringent accuracy requirements
- Graphically displays the source of failures including crosstalk, return loss and shield faults for faster troubleshooting
- Resistance unbalance measurements to ensure PoE performance
- Gold Support is recommended for every DSX CableAnalyzer variant.

Description	Part Number
Contractor Copper Certification Kit	DSX-8000-W
Contractor Copper and Basic (Tier 1) Fiber OLTS Certification Kit	DSX-8000Qi-W
Contractor Copper Certification and Fiber OLTS and OTDR Troubleshooting Kit	DSX-8000QOi-W
Contractor Copper Certification and Fiber OTDR Troubleshooting Kit	DSX-8000Oi-W
Contractor Copper and Basic (Tier 1) Multimode OLTS Fiber Test and Certification Kit	DSX-8000Mi-W
Contractor Copper Certification Kit	DSX-5000
Contractor Copper and Basic (Tier 1) Fiber OLTS Certification Kit	DSX-5000Qi

Find the Fluke Versiv Configuration tool at www.flukenetworks.com/versivconfig

FiberInspector Pro End-face Inspection System

FiberInspector™ Pro is an end-face inspection system for quick inspection and certification of individual fibre end-faces. In 2 seconds, the FI-7000 will certify against the IEC 61300-3-35 standard and provide PASS/FAIL results. Certification removes any confusion about whether the fibre is good or bad. End-face images may be stored within the unit and reproduced as individual results, or merged into full certification reports.

Features

- Automated Pass/Fail acceptance testing of fibre end-faces
- Graphical indication of problem areas due to contamination, pits, chips, and scratches
- Certify to industry standards - IEC 61300-3-35
- Save end-face views during certification process
- Optionally can include MPO tip for MPO/MTP connector end-face inspection
- Gold Support is available for all FI-7000 models.



Description	Part Number
FI-7000 FiberInspector Pro	FI-7000
FiberInspector Pro w/MPO tip and cleaning	FI-7000-MPO

Find the Fluke Versiv Configuration tool at www.flukenetworks.com/versivconfig

OptiFiber Pro Optical Time Domain Reflectometer (OTDR)



The industry's first OTDR built from the ground up to meet the challenges of enterprise fibre optic infrastructures.

OptiFiber Pro's ultra-short dead zones enable testing of fibre patchcords in virtualized data centers. SmartLoop™ technology provides standards-compliant bi-directional twin-fibre testing in seconds

Features

- Industry's shortest event and attenuation dead zones
- Accelerate Tier-2/Enhanced fibre certification with the fastest set-up and trace times.
- SmartLoop™ OTDR technology tests two fibres in a single test eliminating the need to travel to the far end of the connection to perform tests.
- Instantaneous on-board bi-directional averaging results included as standard
- Simplify use with "DataCenter OTDR™" mode and EventMap™ view
- Integrates with LinkWare™ Live to manage jobs and testers from any smart device.
- Convenient quad module supports both multimode and singlemode tests.
- Extended singlemode distance range to 130k.
- Optional end-face inspection camera enhances result confidence with image storage and automated condition certification.
- Gold Support is recommended for every OptiFiber model.

Description	Part Number
OptiFiber Pro Multimode OTDR kit.	OFF-100-M
OptiFiber Pro Multimode OTDR kit with inspection kit.	OFF-100-MI
OptiFiber Pro Singlemode OTDR kit.	OFF-100-S
OptiFiber Pro Singlemode OTDR kit with inspection kit.	OFF-100-SI
OptiFiber Pro Quad OTDR kit.	OFF-100-Q
OptiFiber Pro Quad OTDR with inspection kit.	OFF-100-QI

Find the Fluke Versiv Configuration tool at www.flukenetworks.com/versivconfig

PART NUMBER INDEX

excel
without compromise.

Excel Website - www.excel-networking.com

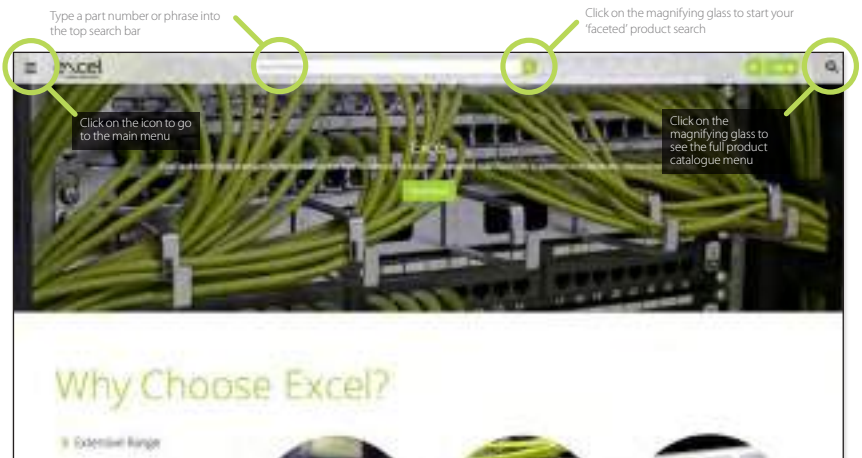


The Excel website is mobile friendly so wherever you are and on whatever device you choose to view it on you can easily access the site.

The Excel site is multilingual and currently available in English, French, Spanish, Dutch, German, Polish and Turkish.

Home Page

From the home page you can navigate quickly to where you need to go.



Make sure you bookmark www.excel-networking.com



Part No.	Page No.	Part No.	Page No.	Part No.	Page No.
3USRF	261	100-027	35	100-140	266
3USRR	261	100-028	35	100-148	31
4USRR	261	100-031	100	100-152	31
8A-1	256	100-031	203	100-153	31
225-KIT-CT-06A	288	100-031	280	100-154	31
225-KIT-CT-30A	288	100-040	37	100-156	41
23-0002	256	100-041	38	100-156-BK	41
23-0002	265	100-048	100	100-157	31
23-0035	265	100-048	203	100-158	31
24-0010	265	100-048	280	100-159	31
24-0015	265	100-057	72	100-160	31
24-0016	265	100-059	71	100-161	31
24-0016-PK100	265	100-060	72	100-162	31
24-0018-PK100	265	100-061	72	100-163	31
24-0020	265	100-062	72	100-165	31
24-0021	265	100-063	72	100-166	31
24-0022	265	100-064	72	100-167	31
24-0023	265	100-065	71	100-168	31
24-0024	265	100-066	72	100-170	31
24-0025	265	100-069	49	100-171	31
24-0027	265	100-070	48	100-172	31
24-0028	265	100-071	48	100-173	31
30-496	284	100-071-500m	48	100-174	31
30-506	284	100-074	48	100-175	92
30-560	284	100-075	48	100-175-BK	92
30-581	284	100-076	51	100-176	31
705 KIT	286	100-076-305M-GN	51	100-177	31
100-002	88	100-076/LTGN-500	51	100-180	43
100-003	88	100-077/LTGN	51	100-181	42
100-004	88	100-080	49	100-182-BK	44
100-005	88	100-081-305M	73	100-182-WT	44
100-006	71	100-082-305M	73	100-185	45
100-007	71	100-083-305M	73	100-189	25
100-008	71	100-084-305M	73	100-191	26
100-009	71	100-085-305M	73	100-191-305M	26
100-010	86	100-087-305M	73	100-194	26
100-010-BK	86	100-089-305M	73	100-196	28
100-011	65	100-090	72	100-196-OR	28
100-011-BK	65	100-091-305M	73	100-197	28
100-011-BU	65	100-092	209	100-198	26
100-011-GN	65	100-093	209	100-202-BK	87
100-011-RD	65	100-100	50	100-202-WT	87
100-013	61	100-102	72	100-210	68
100-014	92	100-103	50	100-211	245
100-016	60	100-106	68	100-212	245
100-017	60	100-107	46	100-213	67
100-018	92	100-108	68	100-215-BK	66
100-018-BK	92	100-109	46	100-215-BK	245
100-020	92	100-110	69	100-215-WT	66
100-021	94	100-130	34	100-215-WT	245
100-022	92	100-131	34	100-216	76
100-022-BK	92	100-132	34	100-217	76
100-023	36	100-133	34	100-220	31
100-024	36	100-134	266	100-221	31
100-025	35	100-136	266	100-222	31
100-026	35	100-140	46	100-223	31

Part No.	Page No.	Part No.	Page No.	Part No.	Page No.
100-224	31	100-275	93	100-337	52
100-225	31	100-275	246	100-337	53
100-226	31	100-275-GE	93	100-338	52
100-227	31	100-275-GE	246	100-339	52
100-228	31	100-276	63	100-340	52
100-230	40	100-276	93	100-340	53
100-230	123	100-276	246	100-341	52
100-231	40	100-276-GE	93	100-342	52
100-231	123	100-276-GE	246	100-343	52
100-232	123	100-277	250	100-344	52
100-235	69	100-280	93	100-345	52
100-236	70	100-280	246	100-346	52
100-237	47	100-280-GE	93	100-347	52
100-238	31	100-280-GE	246	100-348	52
100-239	31	100-281	95	100-349	52
100-240	31	100-282	95	100-350	52
100-241	31	100-283	96	100-351	52
100-242	31	100-284	96	100-352	52
100-244	31	100-289	95	100-354	52
100-245	31	100-290	95	100-355	52
100-246	31	100-294	95	100-356	52
100-247	31	100-295	95	100-357	52
100-248	31	100-297	63	100-358	52
100-250	31	100-298	61	100-359	52
100-251	31	100-300	61	100-360	52
100-252	31	100-301	64	100-364	52
100-253	31	100-302	59	100-365	52
100-254	31	100-304	59	100-366	62
100-256	31	100-306	59	100-366-BK	62
100-257	31	100-309	78	100-367	54
100-258	31	100-310	52	100-368	54
100-259	31	100-311	52	100-369	54
100-260	31	100-312	52	100-370	54
100-261	31	100-314	52	100-371	52
100-262	31	100-315	52	100-372	60
100-263	31	100-316	52	100-373	52
100-264	31	100-317	52	100-377	52
100-265	31	100-318	52	100-380	60
100-266	31	100-319	52	100-387	52
100-267	31	100-320	52	100-388	52
100-268	31	100-321	52	100-389	52
100-269	31	100-322	52	100-390	52
100-270	93	100-323	52	100-391	52
100-270	246	100-324	52	100-392	52
100-270-GE	93	100-325	52	100-393	52
100-270-GE	246	100-326	52	100-394	59
100-271	93	100-327	52	100-395	52
100-271	246	100-328	52	100-400	52
100-271-GE	93	100-329	52	100-401	52
100-271-GE	246	100-330	52	100-402	53
100-272	250	100-331	52	100-403	52
100-273	93	100-332	52	100-403-BK	52
100-273	246	100-333	52	100-403-BU	52
100-274	93	100-334	52	100-403-GN	52
100-274	246	100-335	52	100-403-OR	53
100-275	85	100-336	52	100-403-PK	53



Part No.	Page No.	Part No.	Page No.	Part No.	Page No.
100-403-RD	52	100-459	58	100-544	31
100-403-VT	52	100-460	80	100-545	31
100-403-YW	52	100-463	261	100-546	31
100-404	53	100-464	261	100-547	31
100-405	83	100-465	261	100-550	52
100-407	64	100-470	80	100-551	52
100-407	83	100-476	80	100-552	52
100-410	96	100-480	80	100-553	52
100-411	83	100-490	81	100-554	52
100-412	53	100-497	80	100-555	52
100-413	53	100-499	53	100-556	52
100-414	52	100-500	30	100-557	52
100-415	52	100-501	30	100-558	53
100-416	52	100-502	30	100-559	53
100-417	52	100-503	30	100-560	53
100-418	52	100-504	57	100-561	53
100-419	52	100-504	244	100-562	53
100-420	52	100-505	57	100-563	53
100-421	52	100-506	57	100-581	100
100-422	52	100-507	57	100-581	203
100-423	52	100-508	57	100-581	280
100-424	52	100-509	30	100-582	100
100-425	52	100-510	30	100-582	203
100-426	53	100-511	30	100-582	280
100-427	53	100-512	30	100-583	100
100-428	53	100-513	57	100-583	203
100-429	53	100-513	244	100-583	280
100-430	64	100-514	57	100-586	100
100-431	53	100-515	57	100-586	203
100-432	64	100-516	57	100-586	280
100-433	62	100-517	57	100-591	99
100-434	62	100-518	57	100-591	202
100-435	58	100-518	244	100-591	280
100-436	58	100-519	30	100-592	99
100-437	58	100-520	30	100-592	202
100-438	58	100-521	30	100-592	280
100-439	58	100-522	30	100-593	99
100-440	58	100-523	57	100-593	202
100-441	58	100-524	57	100-593	280
100-442	58	100-525	57	100-594	100
100-443	58	100-526	57	100-594	203
100-444	58	100-527	57	100-595	99
100-445	58	100-527	244	100-595	202
100-446	58	100-528	57	100-595	280
100-447	58	100-529	30	100-598	99
100-448	58	100-530	30	100-598	202
100-449	58	100-531	30	100-598	280
100-450	79	100-532	30	100-599	99
100-451	79	100-533	57	100-599	202
100-452	79	100-534	57	100-599	280
100-453	79	100-535	57	100-602	99
100-454	79	100-539	30	100-602	202
100-455	79	100-540	30	100-602	280
100-456	58	100-541	30	100-603	29
100-457	58	100-542	30	100-606	99
100-458	58	100-543	31	100-606	202



Part No.	Page No.	Part No.	Page No.	Part No.	Page No.
100-606	280	100-722	78	100-925	34
100-607	208	100-726	78	100-980	27
100-609	243	100-728	78	101-100	55
100-610	99	100-730	82	101-102	55
100-610	202	100-731	82	101-104	55
100-610	280	100-732	82	101-106	55
100-612	94	100-736	81	101-108	55
100-612	267	100-737	84	101-120	32
100-614	94	100-738	84	101-122	32
100-614	267	100-753	39	101-124	32
100-616	94	100-753	219	101-126	32
100-616	267	100-753	245	101-128	32
100-618	94	100-757	85	101-LCKEY	32
100-618	267	100-758	86	101-LCKEY	55
100-619	94	100-760	84	102-100	56
100-619	267	100-762	218	102-102	56
100-620	94	100-763	84	102-104	56
100-620	267	100-766	218	102-106	56
100-621	94	100-780	218	102-108	56
100-621	267	100-781	88	102-150	32
100-622	94	100-783	88	102-152	32
100-622	267	100-785	88	102-154	32
100-624	258	100-787	88	102-156	32
100-626	258	100-789	88	102-158	32
100-628	258	100-796	88	102-HDTOOL	32
100-655	213	100-805	250	102-HDTOOL	56
100-655	247	100-806	250	111B	260
100-655-BK	213	100-807	250	180-077-PACK20	282
100-655-BK	247	100-809	250	180-078-PACK20	282
100-656	213	100-811	250	180-083-PACK20	282
100-656	246	100-818	250	180-094	282
100-657	246	100-818-GE	250	180-205	267
100-660	243	100-819	250	180-208	267
100-661	243	100-819-GE	250	180-220	281
100-662	243	100-821	250	180-222	281
100-670	91	100-821-GE	250	180-228	281
100-671	91	100-826	250	180-230	281
100-672	91	100-826-GE	250	180-231	281
100-672 -BK	91	100-827	250	180-232	281
100-680	213	100-827-GE	250	200-001	113
100-680	247	100-828	250	200-002	113
100-700	82	100-828-GE	250	200-003	113
100-702	82	100-850	99	200-004	113
100-704	82	100-860	245	200-005	113
100-706	89	100-906	90	200-006	113
100-710	89	100-910	23	200-007	113
100-712	92	100-910-VT	23	200-008	113
100-714	92	100-911	23	200-009	113
100-714-BK	92	100-912	24	200-011	113
100-715	92	100-914	29	200-012	113
100-715-BK	92	100-915	29	200-013	113
100-716	92	100-920	209	200-014	113
100-718	92	100-921	209	200-015	113
100-719	92	100-922	209	200-016	113
100-719-BK	92	100-923	208	200-017	113
100-720	78	100-924	208	200-018	113



Part No.	Page No.	Part No.	Page No.	Part No.	Page No.
200-019	113	200-120	149	200-220	114
200-043	113	200-130	105	200-222	114
200-044	113	200-135	105	200-224	114
200-046	113	200-140	105	200-226	114
200-047	105	200-141	105	200-227	114
200-048	113	200-142	105	200-228	114
200-049	105	200-145	105	200-229	114
200-050	113	200-146	105	200-236	114
200-052	113	200-147	105	200-237	114
200-053	113	200-149	105	200-238	114
200-054	113	200-150	105	200-251	116
200-055	113	200-151	105	200-252	116
200-056	113	200-152	105	200-253	116
200-057	113	200-153	105	200-254	116
200-058	113	200-154	105	200-255	116
200-059	113	200-155	105	200-256	116
200-060	105	200-156	105	200-257	116
200-061	113	200-157	105	200-259	116
200-062	113	200-158	105	200-261	116
200-063	113	200-159	105	200-262	116
200-064	113	200-168	114	200-263	116
200-065	105	200-169	114	200-264	116
200-067	105	200-170	114	200-265	114
200-069	105	200-171	114	200-266	114
200-070	113	200-172	114	200-267	114
200-071	113	200-173	114	200-268	116
200-073	113	200-174	114	200-286	114
200-075	113	200-175	114	200-287	114
200-081	105	200-176	114	200-290	115
200-084	105	200-177	114	200-300	115
200-087	105	200-178	114	200-301	120
200-089	105	200-179	114	200-302	120
200-090	105	200-180	114	200-310	115
200-092	105	200-181	115	200-319	119
200-093	114	200-182	115	200-320	115
200-094	114	200-183	115	200-324	115
200-095	114	200-184	115	200-326	115
200-096	116	200-185	115	200-329	115
200-097	116	200-186	115	200-330	119
200-098	116	200-187	115	200-330-100	119
200-099	116	200-188	115	200-346	144
200-100	116	200-189	115	200-347	144
200-101	116	200-190	115	200-348	144
200-102	116	200-191	115	200-349	119
200-103	116	200-192	115	200-350	120
200-104	116	200-200	114	200-350	143
200-105	116	200-201	116	200-350	143
200-106	116	200-202	114	200-350-SM	120
200-107	116	200-203	116	200-350-SM	143
200-108	116	200-204	114	200-350-SM	143
200-109	116	200-205	116	200-351	119
200-110	105	200-206	114	200-352	119
200-115	105	200-209	114	200-352-AQ	119
200-116	105	200-216	114	200-352-VT	119
200-117	105	200-218	114	200-353	119
200-118	105	200-219	114	200-353-100	119

Part No.	Page No.	Part No.	Page No.	Part No.	Page No.
200-353-AQ	119	200-563	117	200-963	117
200-353-VT	119	200-565	118	200-964	117
200-358	119	200-566	120	200-965	117
200-358-100	119	200-567	120	200-966	117
200-358-AQ	119	200-570	120	200-967	117
200-358-VT	119	200-571	120	200-968	117
200-361	119	200-576	117	200-969	117
200-365	120	200-577	117	200-970	117
200-365	143	200-578	118	200-971	117
200-365	143	200-600	115	200-972	117
200-366	120	200-602	118	200-973	117
200-366	143	200-603	118	200-974	117
200-367	120	200-604	118	200-975	117
200-367-AQ	120	200-610	115	200-976	117
200-367-BL	120	200-620	115	200-977	117
200-367-VT	120	200-630	115	200-978	117
200-370	120	200-634	115	200-979	117
200-372	120	200-635	115	200-980	117
200-391	122	200-636	115	200-981	117
200-395	147	200-678	116	200-982	117
200-396	122	200-680	116	200-985	143
200-397	122	200-682	116	200-987	143
200-397	122	200-684	116	200-991	143
200-398	122	200-686	116	200-994	143
200-399	122	200-688	116	200-998	143
200-399	165	200-690	116	201-001	116
200-400	122	200-692	116	201-002	116
200-443	141	200-694	116	201-003	116
200-444	141	200-696	116	201-005	116
200-445	141	200-698	116	201-010	116
200-500	115	200-699	116	201-021	116
200-501	116	200-735	120	201-022	116
200-502	116	200-864	147	201-023	116
200-503	116	200-866	147	201-025	116
200-504	116	200-868	147	201-030	116
200-505	116	200-870	147	201-041	116
200-510	115	200-872	147	201-042	116
200-520	115	200-874	147	201-043	116
200-524	115	200-876	147	201-045	116
200-525	115	200-903	146	201-130	120
200-526	115	200-903-A	146	201-131	120
200-530	115	200-903-B	146	201-135	120
200-533	114	200-906	146	201-136	120
200-546	118	200-911	146	201-139	120
200-547	118	200-921	146	201-140	120
200-552	117	200-930	147	201-600	123
200-553	117	200-953	117	201-601	123
200-554	117	200-954	117	201-602	123
200-555	117	200-955	117	201-610	124
200-556	117	200-956	117	201-611	124
200-557	117	200-957	117	201-612	124
200-558	117	200-958	117	202-000	115
200-559	117	200-959	117	202-001	115
200-560	117	200-960	117	202-002	115
200-561	117	200-961	117	202-003	115
200-562	117	200-962	117	202-004	115



Part No.	Page No.	Part No.	Page No.	Part No.	Page No.
202-006	115	202-176	113	203-520	112
202-007	115	202-177	115	204-004	105
202-008	115	202-178	114	204-008	105
202-020	142	202-179	116	204-012	105
202-022	142	202-180	115	204-016	105
202-024	142	202-181	114	204-024	105
202-025	142	202-182	116	204-104	105
202-026	142	202-183	115	204-106	105
202-027	142	202-184	114	204-108	105
202-028	142	202-185	116	204-112	105
202-029	142	202-186	115	204-112-VT	105
202-030	142	202-187	114	204-116	105
202-031	142	202-188	116	204-124	105
202-033	143	202-190	115	204-204	106
202-034	143	202-191	114	204-208	106
202-035	143	202-192	116	204-212	106
202-036	143	202-193	115	204-216	106
202-037	143	202-194	114	204-224	106
202-038	143	202-195	116	204-273	106
202-040	151	202-196	115	204-322	118
202-041	151	202-197	114	204-330	113
202-043	283	202-198	116	204-331	113
202-048	284	202-199	115	204-332	113
202-064	283	202-200	114	204-333	113
202-066	283	202-201	116	204-334	113
202-069	144	202-400	112	204-335	113
202-070	144	202-401	112	204-336	113
202-080	149	202-402	112	204-337	113
202-087	145	202-403	112	204-338	113
202-088	145	202-405	112	204-339	113
202-089	144	202-410	112	204-340	113
202-089	285	202-415	112	204-341	113
202-092	145	202-420	112	204-350	117
202-093	145	202-500	112	204-351	117
202-094	147	202-501	112	204-352	113
202-095	149	202-502	112	204-400	112
202-096	149	202-503	112	204-401	112
202-097	149	202-505	112	204-402	112
202-098	149	202-510	112	204-403	112
202-104	148	202-515	112	204-405	112
202-107	142	202-520	112	204-410	112
202-108	142	203-400	112	204-415	112
202-109	142	203-401	112	204-420	112
202-110	142	203-402	112	204-500	112
202-114	148	203-403	112	204-501	112
202-115	148	203-405	112	204-502	112
202-116	148	203-410	112	204-503	112
202-117	148	203-415	112	204-505	112
202-120	151	203-420	112	204-510	112
202-124	285	203-500	112	204-515	112
202-170	115	203-501	112	204-520	112
202-171	114	203-502	112	205-230	105
202-172	116	203-503	112	205-270	106
202-173	115	203-505	112	205-271	106
202-174	114	203-510	112	205-272	106
202-175	116	203-515	112	205-274	106



Part No.	Page No.	Part No.	Page No.	Part No.	Page No.
205-275	106	208-114	132	350-645	97
205-276	106	208-116	132	350-645	269
205-277	106	208-150	133	350-752	213
205-278	106	208-151	133	350-752	247
205-279	106	208-152	133	450-005-PK10	276
205-280	106	208-OM3-12C-FAN-xxx	140	450-012-PK10	276
205-281	106	208-OM3-24C-FAN-xxx	140	450-015-PK10	276
205-282	106	208-OM3-72C-FAN-xxx	140	450-020-PK10	276
205-283	106	208-OM3-96C-FAN-xxx	140	450-025-PK10	276
205-284	106	208-OM3-144C-FAN-xxx	140	450-030-PK10	276
205-300	105	208-OM3-yyC-MTP-xxx	139	450-035-PK10	276
205-301	105	208-OM4-12C-FAN-xxx	140	450-040-PK10	276
205-302	105	208-OM4-24C-FAN-xxx	140	450-045	277
205-303	105	208-OM4-72C-FAN-xxx	140	450-050	277
205-304	105	208-OM4-96C-FAN-xxx	140	450-055	277
205-305	106	208-OM4-144C-FAN-xxx	140	450-060	277
205-306	106	208-OM4-yyC-MTP-xxx	139	450-065	277
205-307	106	208-OS2-12C-FAN-xxx	140	450-070	277
205-308	106	208-OS2-24C-FAN-xxx	140	450-075	277
205-309	106	208-OS2-72C-FAN-xxx	140	450-080	277
205-320	105	208-OS2-96C-FAN-xxx	140	450-085	277
205-322	105	208-OS2-144C-FAN-xxx	140	450-090	277
205-324	105	208-OS2-yyC-MTP-xxx	139	450-095	277
205-326	105	350-075	286	450-100	277
205-328	105	350-077	286	450-105	277
205-340	106	350-079	286	450-110	277
205-342	106	350-080	286	450-115	277
205-344	106	350-082	286	450-120	278
205-346	106	350-084	286	450-125	278
205-348	106	350-510	282	450-135	278
205-352	106	350-512	282	450-145	278
205-354	106	350-514	282	450-150	278
205-356	106	350-516	282	450-155	278
205-360	106	350-518	282	450-160	278
205-362	106	350-520	282	450-165	278
205-364	106	350-537	282	450-170	278
205-366	106	350-601	273	450-175	278
205-368	106	350-603	273	450-180	278
205-370	106	350-605	273	450-185	278
205-372	106	350-607	273	450-190-PK2	278
208-100	129	350-609	274	450-200-PK2	278
208-105	131	350-611	274	450-205-PK2	278
208-106	131	350-613	274	450-210-PK2	278
208-107	131	350-615	275	450-215-PK2	278
208-108	131	350-619	275	450-225	279
208-109	131	350-621	275	450-230	279
208-110	131	350-639	97	450-250	279
208-111	130	350-639	269	450-260	279
208-111-MOD1	130	350-640	97	450-265	279
208-111-MOD2	130	350-640	269	450-270	279
208-112	130	350-641	97	450-275	279
208-112-MOD1	130	350-641	269	450-280	279
208-112-MOD2	130	350-642	97	450-285	279
208-113	130	350-642	269	450-290	279
208-113-MOD1	130	350-643	97	450-295	279
208-113-MOD2	130	350-643	269	450-305	279



Part No.	Page No.	Part No.	Page No.	Part No.	Page No.
450-310	279	542-044-GE-SCHUKO	200	542-2986-GSBF-GW	181
450-315	279	542-055	207	542-2986-WDBF-BK	187
450-320	279	542-060	207	542-2986-WDBF-GW	187
450-325	279	542-106	206	542-2988-GSBF-BK	181
450-350	279	542-114	206	542-2988-GSBF-GW	181
450-360	279	542-150-29-BK	206	542-2988-WDBF-BK	187
450-365	279	542-150-29-GE	206	542-2988-WDBF-GW	187
450-370	279	542-150-32-BK	206	542-3366-GSBN-BK	179
500-500	240	542-150-32-GE	206	542-3366-GSBN-GW	179
500-553	240	542-150-42-BK	206	542-3368-GSBN-BK	179
500-555	240	542-150-42-GE	206	542-3386-GSBN-GW	179
540-302	200	542-150-47-BK	206	542-3386-GSBF-BK	181
540-302-BK	200	542-150-47-GE	206	542-3386-GSBF-GW	181
540-302-BK-SCHUKO	200	542-300-29-BK	206	542-3388-GSBF-BK	181
540-302-SCHUKO	200	542-300-29-GE	206	542-3388-GSBF-GW	181
540-443-BK	281	542-300-32-BK	206	542-4266-GSBN-BK	179
541-011	217	542-300-32-GE	206	542-4266-GSBN-GW	179
541-013	217	542-300-42-BK	206	542-4266-WDBN-BK	185
541-016	217	542-300-42-GE	206	542-4266-WDBN-GW	185
541-019	217	542-300-47-BK	206	542-4268-GSBN-BK	179
541-021	217	542-300-47-GE	206	542-4268-GSBN-GW	179
541-027	217	542-920-BK	208	542-4268-WDBN-BK	185
541-030	217	542-921-BK	208	542-4268-WDBN-GW	185
541-031	217	542-960-BK	205	542-4286-GSBF-BK	181
541-032	217	542-960-GE	205	542-4286-GSBF-GW	181
541-033	217	542-966-BK	205	542-4286-WDBF-BK	187
541-040	217	542-966-GE	205	542-4286-WDBF-GW	187
541-041	217	542-968-BK	205	542-4288-GSBF-BK	181
541-042	217	542-968-GE	205	542-4288-GSBF-GW	181
541-742	215	542-980-BK	205	542-4288-WDBF-BK	187
541-745	215	542-980-GE	205	542-4288-WDBF-GW	187
541-752	215	542-986-BK	205	542-4766-GSBN-BK	179
542-001	204	542-986-GE	205	542-4766-GSBN-GW	179
542-002-GE	204	542-988-BK	205	542-4766-WDBN-BK	185
542-005	201	542-988-GE	205	542-4766-WDBN-GW	185
542-006	207	542-1566-GSBN-BK	179	542-4768-GSBN-BK	179
542-020-BK	198	542-1566-GSBN-GW	179	542-4768-GSBN-GW	179
542-020-GE	198	542-2066-GSBN-BK	179	542-4768-WDBN-BK	185
542-021-BK	198	542-2066-GSBN-GW	179	542-4768-WDBN-GW	185
542-021-GE	198	542-2466-GSBN-BK	179	542-4786-GSBF-BK	181
542-022-BK	198	542-2466-GSBN-GW	179	542-4786-GSBF-GW	181
542-022-GE	198	542-2468-GSBN-BK	179	542-4786-WDBF-BK	187
542-023-BK	198	542-2468-GSBN-GW	179	542-4786-WDBF-GW	187
542-023-GE	198	542-2486-GSBF-BK	181	542-4788-GSBF-BK	181
542-023-GE	198	542-2486-GSBF-GW	181	542-4788-GSBF-GW	181
542-024-BK	198	542-2488-GSBF-BK	181	542-4788-WDBF-BK	187
542-026-BK	199	542-2488-GSBF-GW	181	542-4788-WDBF-GW	187
542-026-GE	199	542-2966-GSBN-BK	179	542-29610-GSBN-BK	179
542-027-BK	199	542-2966-GSBN-GW	179	542-29610-GSBN-GW	179
542-027-GE	199	542-2966-WDBN-BK	185	542-29610-WDBN-BK	185
542-028-BK	199	542-2966-WDBN-GW	185	542-29610-WDBN-GW	185
542-028-GE	199	542-2968-GSBN-BK	179	542-29810-GSBF-BK	181
542-042-BK	200	542-2968-GSBN-GW	179	542-29810-GSBF-GW	181
542-044-BK	200	542-2968-WDBN-BK	185	542-29810-WDBF-BK	187
542-044-BK-SCHUKO	200	542-2968-WDBN-GW	185	542-29810-WDBF-GW	187
542-044-GE	200	542-2986-GSBF-BK	181	542-33610-GSBN-BK	179

Part No.	Page No.	Part No.	Page No.	Part No.	Page No.
542-33610-GSBN-GW	179	550-258	257	555-230	228
542-33810-GSBF-BK	181	550-260	258	555-231	221
542-33810-GSBF-GW	181	550-261	258	555-231	228
542-42610-GSBN-BK	179	550-262	258	555-232	221
542-42610-GSBN-GW	179	550-263	258	555-232	228
542-42610-WDBN-BK	185	550-264	258	555-240	221
542-42610-WDBN-GW	185	550-265	259	555-240	229
542-42810-GSBF-BK	181	550-266	257	555-241	221
542-42810-GSBF-GW	181	550-267	257	555-241	229
542-42810-WDBF-BK	187	550-270	259	555-242	221
542-42810-WDBF-GW	187	550-272	259	555-242	229
542-47610-GSBN-BK	179	550-276	260	555-243	221
542-47610-GSBN-GW	179	550-278	260	555-243	229
542-47610-WDBN-BK	185	550-400	258	555-245	221
542-47610-WDBN-GW	185	550-400	259	555-245	230
542-47810-GSBF-BK	181	555-1H-Com16-INT3-8C13-4C19-3	234	555-247	221
542-47810-GSBF-GW	181	555-1V-Com16-INT1-12C13-4C19-3	234	555-247	230
542-47810-WDBF-BK	187	555-1V-Com16-INT1-16SCH-XXX-3	234	555-250	222
542-47810-WDBF-GW	187	555-1V-Com16-INT1-16UKL-XXX-3	234	555-250	227
542-ER-UNIQUE KEYS	204	555-1V-Com16-INT1-20C13-4C19-3	234	555-251	222
542-UNIQUE KEYS	204	555-1V-Com16-INT3-12C13-4C19-3	234	555-251	227
544-006	207	555-1V-Com16-INT3-16SCH-XXX-3	234	555-252	222
544-506-BK	205	555-1V-Com16-INT3-16UKL-XXX-3	234	555-252	227
544-506-GE	205	555-1V-Com32-INT1-16C13-4C19-3	234	555-253	222
544-508-BK	205	555-1V-Com32-INT1-20SCH-XXX-3	234	555-253	227
544-508-GE	205	555-1V-Com32-INT1-20UKL-XXX-3	234	555-500-100	240
544-547	201	555-1V-Com32-INT1-24SCH-XXX-3	234	555-500-200	240
544-960-BK	205	555-1V-Com32-INT1-24UKL-XXX-3	234	555-500-800	240
544-962-BK	205	555-1V-Com32-INT3-16C13-4C19-3	234	555-IPL-1H-10C13-2C19-16A-3	240
544-980-BK	205	555-1V-Com32-INT3-20C13-4C19-3	234	555-IPL-2H-12C13-2C19-32A-3	240
544-980-GE	205	555-1V-Com32-INT3-20SCH-XXX-3	234	555-IPL-V-12C13-2C19-16A-3	240
544-982-BK	205	555-1V-Com32-INT3-20UKL-XXX-3	234	555-IPL-V-12C13-2C19-32A-3	240
544-982-GE	205	555-1V-Com32-INT3-24SCH-XXX-3	234	631A	256
544-29810-WDBR-BK	193	555-1V-Com32-INT3-24UKL-XXX-3	234	750-010	271
544-29810-WDBR-GW	193	555-050	233	750-015	271
544-29812-WDBR-BK	193	555-060	233	750-025	271
544-29812-WDBR-GW	193	555-061	233	750-030	271
544-42810-WDBR-BK	193	555-062	233	750-035	271
544-42810-WDBR-GW	193	555-071	222	750-040	271
544-42812-WDBR-BK	193	555-071	231	750-045	272
544-42812-WDBR-GW	193	555-072	222	750-055	272
544-47810-WDBR-BK	193	555-072	231	750-060	272
544-47810-WDBR-GW	193	555-073	222	750-070	272
544-47812-WDBR-BK	193	555-073	231	750-075	272
544-47812-WDBR-GW	193	555-082	222	750-085	272
544-UNIQUE KEYS	204	555-082	231	750-102	97
550-240	261	555-083	222	750-102	269
550-241	261	555-083	231	750-103	97
550-250	256	555-084	222	750-103	269
550-251	256	555-084	231	270219BK	282
550-252	256	555-086	231	270219BU	282
550-253	256	555-092	222	270219GN	282
550-254	256	555-093	222	270219GY	282
550-255	256	555-097	222	270219RD	282
550-256	257	555-098	222	270219WT	282
550-257	257	555-230	221	270219YW	282



Part No.	Page No.	Part No.	Page No.	Part No.	Page No.
BB0.2MPLGE	74	BB0.3MPLBU	74	BB008MPLGE	74
BB0.2MPLRD	74	BB003MPLBU	74	BB008MPLGN	74
BB0.3MPLGE	74	BB003MPLGE	74	BB008MPLOR	75
BB0.3MPLOR	75	BB003MPLGE/X	76	BB008MPLRD	74
BB0.3MPLPK	75	BB0.3MPLGN	74	BB008MPLYW	75
BB0.3MPLVT	75	BB003MPLGN	74	BB009MPLBU	74
BB0.3MPLVT	75	BB003MPLOR	75	BB009MPLGE	74
BB0.3MPLYW	75	BB003MPLPK	75	BB009MPLGN	74
BB0.5MPLBK	74	BB0.3MPLRD	74	BB010MPLBK	74
BB0.5MPLBU	74	BB003MPLRD	74	BB010MPLBU	74
BB0.5MPLGE	74	BB003MPLRD/X	76	BB010MPLGE	74
BB0.5MPLGN	74	BB003MPLVT	75	BB010MPLGE/X	76
BB0.5MPLOR	75	BB003MPLVT/X	76	BB010MPLGN	74
BB0.5MPLRD	74	BB003MPLWT	75	BB010MPLOR	75
BB0.5MPLVT	75	BB003MPLYW	75	BB010MPLRD	74
BB0.5MPLWT	75	BB004MPLBK	74	BB010MPLVT	75
BB0.5MPLYW	75	BB004MPLBU	74	BB010MPLWT	75
BB0.75MPLBK	74	BB004MPLGE	74	BB010MPLYW	75
BB0.75MPLBU	74	BB004MPLGN	74	BB015MPLBK	74
BB0.75MPLGE	74	BB004MPLOR	75	BB015MPLBU	74
BB0.75MPLGN	74	BB004MPLRD	74	BB015MPLGE	74
BB0.75MPLOR	75	BB004MPLVT	75	BB015MPLGN	74
BB0.75MPLPK	75	BB004MPLYW	75	BB015MPLOR	75
BB0.75MPLRD	74	BB005MPLBK	74	BB015MPLRD	74
BB0.75MPLVT	75	BB005MPLBU	74	BB015MPLVT	75
BB0.75MPLWT	75	BB005MPLGE	74	BB015MPLWT	75
BB0.75MPLYW	75	BB005MPLGE/X	76	BB015MPLYW	75
BB001MPLBK	74	BB005MPLGN	74	BB150MPLBK	74
BB001MPLBU	74	BB005MPLOR	75	BB150MPLBU	74
BB001MPLGE	74	BB005MPLPK	75	BB150MPLGE	74
BB001MPLGE/X	76	BB005MPLRD	74	BB150MPLGN	74
BB001MPLGN	74	BB005MPLRD/X	76	BB150MPLRD	74
BB001MPLGN/X	76	BB005MPLVT	75	BB150MPLVT	75
BB001MPLOR	75	BB005MPLWT	75	BB150MPLWT	75
BB001MPLPK	75	BB005MPLWT/X	76	BB150MPLYW	75
BB001MPLRD	74	BB005MPLYW	75	BB200MPLBU	74
BB001MPLRD/X	76	BB005MPLYW/X	76	BB200MPLGE	74
BB001MPLVT	75	BB006MPLBU	74	BB200MPLGN	74
BB001MPLWT	75	BB006MPLGE	74	BB200MPLRD	74
BB001MPLYW	75	BB006MPLGN	74	BB200MPLWT	75
BB002MPLBK	74	BB006MPLOR	75	BB200MPLYW	75
BB002MPLBU	74	BB006MPLRD	74	BB250MPLGE	74
BB002MPLGE	74	BB006MPLVT	75	BB250MPLWT	75
BB002MPLGE/X	76	BB006MPLWT	75	BB300MPLGE	74
BB002MPLGN	74	BB006MPLYW	75	BB300MPLWT	75
BB002MPLOR	75	BB007MPLBK	74	BB50.2MPLGE	77
BB002MPLPK	75	BB007MPLBU	74	BB50.5MPLGE	77
BB002MPLRD	74	BB007MPLGE	74	BBS001MPLBU	77
BB002MPLRD/X	76	BB007MPLGN	74	BBS001MPLGE	77
BB002MPLVT	75	BB007MPLOR	75	BBS001MPLGN	77
BB002MPLVT/X	76	BB007MPLRD	74	BBS001MPLRD	77
BB002MPLWT	75	BB007MPLVT	75	BBS001MPLRD/X	77
BB002MPLYW	75	BB007MPLWT	75	BBS002MPLGE	77
BB002MPLYW/X	76	BB007MPLYW	75	BB5003MPLBU	77
BB0.3MPLBK	74	BB008MPLBK	74	BB5003MPLGE	77
BB003MPLBK	74	BB008MPLBU	74	BB5003MPLGN	77

Part No.	Page No.	Part No.	Page No.	Part No.	Page No.
BBS003MPLRD	77	D13-8-EXL	223	HDMI-V2.0-AA-5M	249
BBS003MPLRD/X	77	D13-8F-EXL	220	HDMI-V2.0-AA-10M	249
BBS003MPLYW	77	D13-8F-EXL	224	IU3	200
BBS005MPLGE	77	D13-8IECF-EXL	221	IU3-BK	200
BBS007MPLGE	77	D13-8IECF-EXL	226	LB3	256
BBS010MPLGE	77	D13-10-EXL	220	LB3	257
BBS150MPLGE	77	D13-10-EXL	223	M6CNU	165
BRDE335	84	D13-10F-EXL	220	M6CNU	215
CFP-100-M	289	D13-10F-EXL	224	MOD4F	255
CFP-100-MI	289	D13-10IEC-EXL	221	MOD6F	255
CFP-100-Q	289	D13-10IEC-EXL	226	MOD8F	255
CFP-100-QI	289	D13-12-EXL	220	OFP-100-M	292
CFP-100-S	289	D13-12-EXL	223	OFP-100-MI	292
CFP-100-SI	289	D13-12F-EXL	220	OFP-100-Q	292
CL1150/30	267	D13-12F-EXL	224	OFP-100-QI	292
CL1200/30	267	D13-12IEC-EXL	221	OFP-100-S	292
CL1300/30	267	D13-12IEC-EXL	226	OFP-100-SI	292
CL1500/30	267	D16-4H-EXL	225	PSDE335	84
CL3300/20	268	D16-6H-EXL	220	PSDE336	84
CL3500/20	268	D16-6H-EXL	225	SVGA-15MM-0.5M	249
CLS1300/15	267	D16-8-EXL	220	SVGA-15MM-1M	249
CLS1500/15	267	D16-8-EXL	225	SVGA-15MM-3M	249
CT-30A	287	D16-10-EXL	220	SVGA-15MM-5M	249
CTO5015	268	D16-10-EXL	225	SVGA-15MM-10M	249
CV-100	281	D16-12-EXL	220	SVGA+A-15MM-0.5M	249
CV-100B	281	D16-12-EXL	225	SVGA+A-15MM-1M	249
CV-100K	281	D32-4H-EXL	225	SVGA+A-15MM-3M	249
CV-160LB	281	D32-8-EXL	220	SVGA+A-15MM-5M	249
CV-200M	281	D32-8-EXL	225	SVGA+A-15MM-10M	249
CV-200MB	281	D32-10-EXL	220	TC002P1W-LSF	253
CV-203	281	D32-10-EXL	225	TC002P2W-LSF	253
CV-203B	281	D32-12-EXL	220	TC002P5W-LSF	253
CV-300	281	D32-12-EXL	225	TC3-5W	283
CV-300B	281	DSX-5000	290	TC003P1B	253
CV-368	281	DSX-5000Qi	290	TC003P1W-LSF	253
CV-368B	281	DSX-8000MI-W	290	TC003P2B	253
D13-4H-EXL	220	DSX-8000Qi-W	290	TC003P2W-LSF	253
D13-4H-EXL	223	DSX-8000Qi-W	290	TC003P5W-LSF	253
D13-4HF-EXL	224	DSX-8000QOI-W	290	TC004P1B	253
D13-5-EXL	223	DSX-8000-W	290	TC004P1W-LSF	253
D13-5H-EXL	220	EPFU_MA4F_2000	155	TC004P2B	253
D13-5H-EXL	223	EPFU_MA8F_2000	155	TC004P2W-LSF	253
D13-5HF-EXL	224	EPFU_MA12F_2000	155	TC004P5W-LSF	253
D13-6-EXL	220	EPFU_OM3_4F_2000	155	TC5-7B	283
D13-6-EXL	223	EPFU_OM3_8F_2000	155	TC5-7W	283
D13-6H-EXL	220	EPFU_OM3_12F_2000	155	TC006P1W-LSF	253
D13-6H-EXL	223	E-V-OVF-1	150	TC006P2W-LSF	253
D13-6HF-EXL	220	FI-7000	291	TC7-10B	283
D13-6HF-EXL	224	FI-7000-MPO	291	TC7-10W	283
D13-6HIEC-EXL	221	HDMI-V1.4-AA-0.5M	248	TC010P1W-LSF	253
D13-6HIEC-EXL	226	HDMI-V1.4-AA-1.0M	248	TC010P2W-LSF	253
D13-6HIECF-EXL	221	HDMI-V1.4-AA-1.5M	248	TC010P5W-LSF	253
D13-6HIECF-EXL	226	HDMI-V1.4-AA-2M	248	TC010PE1W-LSF	253
D13-7H-EXL	220	HDMI-V1.4-AA-3M	248	TC010PE2W-LSF	253
D13-7H-EXL	223	HDMI-V1.4-AA-5M	248	TC010PE5W-LSF	253
D13-8-EXL	220	HDMI-V1.4-AA-10M	248	TC010PE-INEX	254



Part No.	Page No.	Part No.	Page No.	Part No.	Page No.
TC015PW-LSF	253	WB12.55GB	212	WBFP21.65GB	212
TC020P1W-LSF	253	WB12.65G	212	WBFP21.3905G	212
TC020P1W-LSF	254	WB12.65GB	212	WBFP21.3905GB	212
TC020P2W-LSF	253	WB12.3905G	212	XBFS00001	168
TC020P2W-LSF	254	WB12.3905G-BK	212	XBFS00025	164
TC020PB	253	WB15.55G	212	XBFS00026	164
TC020PE1W-LSF	254	WB15.55GB	212	XBFS00041	168
TC020PE2W-LSF	254	WB15.65G	212	XBFS00045	169
TC020PEB	254	WB15.65GB	212	XBFS00075	158
TC020PE-INEX	254	WB15.3905G	212	XBFS00075	167
TC020PEW-LSF	254	WB15.3905G-BK	212	XBFS00076	158
TC020PW-LSF	253	WB18.55G	212	XBFS00076	167
TC020PW-LSF	254	WB18.55GB	212	XBFS00077	163
TC025P1W-LSF	254	WB18.65G	212	XBFS00077	167
TC025P2W-LSF	254	WB18.65GB	212	XBFS00078	168
TC025PE1W-LSF	254	WB18.3905G	212	XBFS00092	160
TC025PE-INEX	254	WB18.3905G-BK	212	XBFS00150	162
TC025PEW-LSF	254	WB21.55G	212	XBFS00151	161
TC025PW-LSF	254	WB21.55GB	212	XBFS00216	157
TC032PEW-LSF	254	WB21.65G	212	XBFS00217	157
TC040PEW-LSF	254	WB21.65GB	212	XBFS00218	157
TC050PE1W-LSF	254	WB21.3905G	212	XBFS00220	157
TC050PE2W-LSF	254	WB21.3905G-BK	212	XBFS00221	157
TC050PE-INEX	254	WBFP6.55G	212	XBFS00250	158
TC050PEW-LSF	254	WBFP6.55GB	212	XBFS00260	158
TC100PE1W-LSF	254	WBFP6.65G	212	XBFS00277	158
TC100PE-INEX	254	WBFP6.65GB	212	XBFS00295	166
TC100PEW-LSF	254	WBFP6.3905G	212	XBFS00322	157
TC200PE-INEX	254	WBFP6.3905GB	212	XBFS00324	157
TC200PEW-LSF	254	WBFP9.55G	212	XBFS00325	157
TCJF5005PB	255	WBFP9.55GB	212	XBFS00326	157
TCJF5010PB	255	WBFP9.65G	212	XBFS00329	157
TCJF5020PB	255	WBFP9.65GB	212	XBFS00331	157
TCJF5050PB	255	WBFP9.3905G	212	XBFS00372	159
TCJF5100PB	255	WBFP9.3905GB	212	XBFS00372	159
USB-2.0-AMAF-1.0M	248	WBFP12.55G	212	XCPC00671	161
USB-2.0-AMAF-2.0M	248	WBFP12.55GB	212	XEXSC00914	164
USB-2.0-AMAF-3.0M	248	WBFP12.65G	212	XKTSC00094	161
USB-3.0-AMAM-1.0M	248	WBFP12.65GB	212	XKTSC00165	165
USB-3.0-AMAM-1.5M	248	WBFP12.3905G	212	XKTSC00257	163
USB-3.0-AMAM-2.0M	248	WBFP12.3905GB	212	XKTSC00257	165
USB-3.0-AMAM-3.0M	248	WBFP15.55G	212	XKTSC00272	158
USB-3.0-AMAM-5.0M	248	WBFP15.55GB	212	XKTSC00278	157
WB6.55G	212	WBFP15.65G	212		
WB6.55GB	212	WBFP15.65GB	212		
WB6.65G	212	WBFP15.3905G	212		
WB6.65GB	212	WBFP15.3905GB	212		
WB6.3905G	212	WBFP18.55G	212		
WB6.3905G-BK	212	WBFP18.55GB	212		
WB9.55G	212	WBFP18.65G	212		
WB9.55GB	212	WBFP18.65GB	212		
WB9.65G	212	WBFP18.3905G	212		
WB9.65GB	212	WBFP18.3905GB	212		
WB9.3905G	212	WBFP21.55G	212		
WB9.3905G-BK	212	WBFP21.55GB	212		
WB12.55G	212	WBFP21.65G	212		



To find out all of the latest news and information on Excel and view the online catalogue, please visit www.excel-networking.com



You can quickly find all of the relevant product information that you need and download specification sheets and third party verification certificates where they are available.

From the 'Resources' area you can download Excel Brochures, Catalogues, the Encyclopaedia, Videos, White Papers and much more.

Add www.excel-networking.com to your favourites list.



European Headquarters

Excel House
Junction Six Industrial Park
Electric Avenue
Birmingham B6 7JJ
England

T: +44 (0)121 326 7557

E: sales@excel-networking.com

Mayflex MEA DMCC

Office 22A/B
AU (Gold)Tower
Cluster I
Jumeirah Lakes Towers (JLT)
Dubai
United Arab Emirates
PO Box 293695

T: +971 4 421 4352

E: salesme@excel-networking.com



Certificate No. FS 547274



Certificate No. EMS 542863

