



range introduction

Masterseal Plus™ has been specifically developed for use in both outdoor and indoor environments, and where wiring devices and accessories would be at risk from penetration by dust or water. With a rating of IP66, Masterseal Plus™ offers total protection against dust, and is protected against high pressure jets of water from any direction.

Masterseal Plus™ sockets can seal around virtually any standard 13A plug – including moulded plugs – allowing safe connection for any appliance.

An improved catch eases the opening and closing of the lid, whilst ensuring the integrity of the seal. The seal is fixed to the mounting frame of the product, enabling rapid installation, and removing the risk of error when placing a floating gasket.

The Masterseal Plus™ range extends to over 90 product variations as the new enclosures house selected products from the Logic Plus portfolio – thus offering all the benefits of the Logic Plus range within the new Masterseal Plus™ enclosures.

Masterseal Plus™ is perfectly suited to a range of indoor and outdoor applications including factories, laboratories, swimming pools, commercial kitchens, industrial units, warehouses, clean rooms and more.

features and benefits

IP66

Masterseal Plus™ offers total dust ingress protection, and is protected against high-pressure water jets from any direction.

Robust Construction and Temperature Tolerant

Masterseal Plus™ will not discolour, crack or fade in UV light (unlike many other plastics), and will maintain operation in extremes of heat and cold.

Impact and Environmental Protection

Masterseal Plus™ enclosures are made from recycled polycarbonate, one of the toughest thermoplastics available – incidentally also used in products such as motorcycle helmets. The raw materials are actually waste material collected from other manufacturing plants. This not only diverts material otherwise destined for landfill, but also prevents an equivalent amount of virgin material being produced along with the associated savings in energy, providing a significant reduction in carbon footprints.

Widest Range

The Masterseal Plus™ range extends to over 90 product variants. The new enclosures house any product from the Logic Plus range, and enclosures and switches are available in Grey, White and Black.


20 Year Guarantee

Masterseal Plus™ is guaranteed for an industry-leading 20 years. (10 years for electronic products)

Masterseal Plus™

wiring devices | **ingress protected – IP66**

www.mkelectric.co.uk





Switch Socket Outlets, Timer Socket Outlets, and Key Operated Socket Outlets

13 AMP
IP66

RCD PROTECTED
13 AMP
IP66

13 AMP
IP66

16 AMP
IP66

Socket Outlets



K56486GRY



K56482BLK



K56488GRY



K56485GRY



K56485WHI



K56487GRY



K56301GRY



K56231BLK



K56233WHI



K56480GRY



K56481WHI



K56481BLK



K56483GRY



K56483WHI



K56483BLK

K56486GRY
K56486WHI
K56486BLK

13 AMP DP
1 GANG
SWITCHED

K56482GRY
K56482WHI
K56482BLK

13 AMP DP
2 GANG
SWITCHED

K56488GRY
K56488WHI
K56488BLK

13 AMP DP SWITCHED
2 GANG
NEON
CLEAR COVER

Fixing holes are for No.8 woodscrews (not supplied).

K56486 has 4 x 20mm entries, 1 on top, bottom and each side and is supplied with an earth terminal in the back box.

2 gang backbox has 5 cable entries, 2 on top and 1 centrally on other 3 sides. Supplied with earth terminals in backbox.

DIMENSIONS:

1 gang: 157 x 110 x 89mm

2 gang: 157 x 175 x 89mm

BS 1363 Pt. 2: 1995

IP66 BS EN 60529: 1992

1
1
1

1
1
1

1
1
1

K56485GRY
K56485WHI
K56485BLK

13 AMP SP
1 GANG
WITH ELECTRONIC TIMER MODULE

K56487GRY
K56487WHI
K56487BLK

13 AMP 1 GANG DP
KEY OPERATED SOCKET

Timer Module meets the requirements of IEC 60730-1 and IEC 60730-2-7 Standards

1
1
1

1
1
1

K56301GRY
K56301WHI
K56301BLK

1 GANG DP
30 mA RATED TRIPPING CURRENT
ACTIVE CONTROL CIRCUIT

K56231GRY
K56231WHI
K56231BLK

2 GANG SP
30 mA RATED TRIPPING CURRENT
ACTIVE CONTROL CIRCUIT

K56233GRY
K56233WHI
K56233BLK

2 GANG SP
30 mA RATED TRIPPING CURRENT
PASSIVE CONTROL CIRCUIT

RCD protected sockets are pulsating d.c. and a.c. fault current sensitive.

Fixing holes are for No.8 woodscrews (not supplied).

Supplied with an earth terminal in the back box. The Sentrysocket has 5 entries. Suitable for supply voltage of 240V a.c. 50Hz
Standard Shutters.

DIMENSIONS: 157 x 175 x 89mm

BS 7288: 1990

IP66 BS EN 60529: 1992

1
1
1

1
1
1

1
1
1

K56480GRY
K56480WHI
K56480BLK

13 AMP 1 GANG
UNSWITCHED

K56481GRY
K56481WHI
K56481BLK

13 AMP 2 GANG
UNSWITCHED

Fixing holes are for No.8 woodscrews (not supplied).

K56480 has 4 x 20mm entries, 1 on top, bottom and each side and is supplied with an earth terminal in the back box.

BS 1363: Pt2: 1995

IP66 BS EN 60529: 1992

K56481 Backbox has 5 cable entries, 2 on top and 1 centrally on other 3 sides. Supplied with earth terminals in backbox.

DIMENSIONS:

1 gang: 157 x 110 x 89mm

2 gang: 157 x 175 x 89mm

BS 1363 Pt.2: 1995

IP66 BS EN 60529: 1992

1
1
1

1
1
1

K56483GRY
K56483WHI
K56483BLK

16 AMP
1 GANG
2P+E
UNSWITCHED
(NON UK)

Fixing holes are for No.8 woodscrews (not supplied).

K56483 is for use with plugs having right angled cable exit.

DIMENSIONS:

157 x 110 x 89mm

IEC60884-1: 2006

IP66 BS EN 60529: 1992

1
1
1

Masterseal enclosures are manufactured from polycarbonate. This provides an extremely high level of impact resistance. However some chemicals and synthetic oils can harm polycarbonate. Refer to Technical Hotline for assistance
+44 (0) 1268 563720

Key Operated Switches

Connection Units

Switches

20 AMP
IP66

13 AMP
IP66

10 AMP
IP66

10 AMP
IP66

10 AMP
IP66



K56425GRY



K56425WHI



K56425BLK



K56410WHI



K56410BLK




K56410GRY



K56400GRY



K56400BLK



K56401GRY




K56401WHI



K56402BLK



K56402WHI



K56406GRY



K56406WHI



K56407GRY



K56407BLK



K56408WHI



K56408BLK

K56425GRY
K56425WHI
K56425BLK
20 AMP
1 GANG
DP KEY OPERATED SWITCH

1
1
1

K56410GRY
K56410WHI
K56410BLK
13 AMP DP
1 GANG
SWITCHED, FUSED

1
1
1

K56400GRY
K56400WHI
K56400BLK
10 AMP 1 GANG
SP ONE-WAY
K56401GRY
K56401WHI
K56401BLK
10 AMP 1 GANG
SP TWO-WAY

1
1
1

1
1
1

K56402GRY
K56402WHI
K56402BLK
10 AMP 2 GANG
SP ONE-WAY
K56406GRY
K56406WHI
K56406BLK
10 AMP 1 GANG
DP ONE-WAY

1
1
1

1
1
1

K56407GRY
K56407WHI
K56407BLK
10 AMP 1 GANG
SP TWO-WAY
PUSH TO MAKE OR
PUSH TO BREAK
'BELL'
K56408GRY
K56408WHI
K56408BLK
10 AMP 1 GANG
SP TWO-WAY
PUSH TO MAKE OR
PUSH TO BREAK
'PRESS'

1
1
1

1
1
1

Fitted with a 13A fuse link to BS 1362.
Fixing holes are for No.8 woodscrews
(not supplied)

K56425 Backbox has 4 x 20mm entries,
1 on top, bottom and each side and is
supplied with an earth terminal in the
back box.

DIMENSIONS:
1 gang: 157 x 110 x 89mm
BS EN 60669-1: 1999
IP66 BS EN 60529: 1992

Fitted with a 13A fuse link to BS 1362.
Fixing holes are for No.8 woodscrews
(not supplied)

Backbox has 4 x 20mm entries, 1 on
each edge, and is supplied with an earth
terminal in the backbox.

DIMENSIONS:
157 x 110 x 89mm
BS 1363 Pt.4: 1995
IP66 BS EN 60529: 1992

Fixing holes are for No.8 woodscrews
(not supplied).

Each switch is fitted with a neon which
can be wired as a locator.

The enclosure has 4 x 20mm entries,
1 on top, bottom and each side and is
supplied with an earth terminal and a
loop terminal in the back box.

These switches (except push switches)
do NOT have to be derated when used
with fluorescent or inductive loads.

DIMENSIONS:
95 x 95 x 57mm
BS EN 60669-1: 1999
IP66 to BS EN 60529: 1992

Fixing holes are for No.8 woodscrews
(not supplied).

Each switch is fitted with a neon which
can be wired as a locator.

The enclosure has 4 x 20mm entries,
1 on top, bottom and each side and is
supplied with an earth terminal and a
loop terminal in the back box.

These switches (except push switches)
do NOT have to be derated when used
with fluorescent or inductive loads.

DIMENSIONS:
95 x 95 x 57mm
BS EN 60669-1: 1999
IP66 to BS EN 60529: 1992

Fixing holes are for No.8 woodscrews
(not supplied).

Each switch is fitted with a neon which
can be wired as a locator.

The enclosure has 4 x 20mm entries,
1 on top, bottom and each side and is
supplied with an earth terminal and a
loop terminal in the back box.

These switches (except push switches)
do NOT have to be derated when used
with fluorescent or inductive loads.

DIMENSIONS:
95 x 95 x 57mm
BS EN 60669-1: 1999
IP66 to BS EN 60529: 1992



Grid Plus Enclosures

Switch Enclosures

Switch Modules

20 AMP
IP66

IP56

IP66

10 AMP

20 AMP



K56409GRY



K56409WHI



K56409BLK



K56414GRY



K56414WHI



K56414BLK



K56420GRY



K56421WHI



K56422BLK



K56422GRY



56881 BLK



56882 BLK



56883 BLK



56891 BLK



56892 BLK



56893 BLK



56896 BLK

K56409GRY
K56409WHI
K56409BLK

1
1
1

20 AMP 1 GANG
DP ONE-WAY
'PRESS'

K56414GRY
K56414WHI
K56414BLK

1
1
1

MODULAR GRID PLUS ENCLOSURE
SUPPLIED WITH 1 AND 2 GANG
INSERTS*

K56420GRY
K56420WHI
K56420BLK

1
1
1

1 GANG FOR USE WITH ANY
ONE SWITCH MODULE

K56421GRY
K56421WHI
K56421BLK

1
1
1

1 GANG WITH NEON
FOR USE WITH ANY SWITCH
AND ANY NEON MODULE

K56422GRY
K56422WHI
K56422BLK

1
1
1

2 GANG FOR USE WITH ANY
TWO SWITCH MODULES

56881 BLK

10

10 AMP SP
ONE-WAY

56882 BLK

10

10 AMP SP
TWO-WAY

56883 BLK

10

10 AMP DP
ONE-WAY

56891 BLK

10

20 AMP SP
ONE-WAY

56892 BLK

10

20 AMP SP
TWO-WAY

56893 BLK

10

20 AMP
INTERMEDIATE

56896 BLK

10

20 AMP DP
ONE-WAY

Fixing holes are for No.8 woodscrews (not supplied).

Each switch is fitted with a neon which can be wired as a locator.

The enclosure has 4 x 20mm entries, 1 on top, bottom and each side and is supplied with an earth terminal and a loop terminal in the back box.

These switches (except push switches) do NOT have to be derated when used with fluorescent or inductive loads.

DIMENSIONS:
95 x 95 x 57mm

BS EN 60669-1: 1999

IP66 to BS EN 60529: 1992

Fixing holes are for No.8 woodscrews (not supplied). Backbox has 4 x 20mm entries, 1 on top, bottom and each side. Supplied with an earth terminal and a loop terminal in the back box.

DIMENSIONS:
95 x 95 x 80mm

BS EN 60669-1: 1999

IP56 to BS EN 60529: 1992

* NOTE: Installers may select any switch or neon modules, excluding dimmers, from Grid Plus range and configure product to suit installation requirements.

Fixing holes are for No.8 woodscrews (not supplied).

Each enclosure is fitted with a neon which should be wired as a locator.

The enclosure has 4 x 20mm entries, 1 on top, bottom and each side and is supplied with an earth terminal and a loop terminal in the back box.

NOTE: These enclosures are for use with the Masterseal Plus™ switch and neon modules.

DIMENSIONS:
95 x 95 x 57mm

IP66 to BS EN 60529: 1992

For use only with Masterseal Plus™ switch enclosures.

These switches do NOT have to be derated when used with fluorescent or inductive loads.

BS EN 60669-1: 1999

For use only with Masterseal Plus™ switch enclosures.

These switches do NOT have to be derated when used with fluorescent or inductive loads.

BS EN 60669-1: 1999

Neon Modules

Data/Telecom Enclosures Euro Format

Euro Data Modules

Junction Boxes

IP66

TELECOM

DATA

30 AMP
IP66



56889 RED



K56423GRY



K56423WHI



K56423BLK



K5820WHI



K5820BLK



K5821WHI



K5821BLK



K5844WHI



K5887WHI




K5887BLK



K56506GRY



K56506WHI
(COVER ON)



K56506WHI
(COVER OFF)

56889 RED
200-250V NEON
RED

10

K56423GRY
K56423WHI
K56423BLK

1 GANG
DATA ENCLOSURE
FOR 2 MODULE EURO OUTLET
HALF MODULE BLANKS SOLD
SEPARATELY

1
1
1

K5820 WHI
K5820 BLK

BT MASTER
ONE MODULE

K5821 WHI
K5821 BLK

BT SECONDARY
ONE MODULE

5
5

K5844 WHI

RJ45 CAT 5e
ANGLED UNSCREENED
ONE MODULE

5
5

K5887 WHI
K5887 BLK

RJ11/12
ONE MODULE

5

K56506GRY
K56506WHI
K56506BLK

JUNCTION BOX
WITH FOUR
4-WAY TERMINALS

1
1
1

BS 5733: 1995

2 data modules can be accommodated providing care is used to ensure that the cables are correctly routed through the outlet.

Fixing holes are for No.8 woodscrews (not supplied).
Backbox has 4 x 20mm entries, 1 on each edge. Supplied with an earth terminal and a loop terminal in the backbox.

DIMENSIONS:
157 x 110 x 89mm

IP66 to BS EN 60529: 1992

DIMENSIONS:
25 x 50mm
BS 6312 Pt.2

K5844

Enhanced Cat 5e performance.
Suitable for both 568A and 568B wiring schemes.

TIA/EIA TSB40A: Cat 5e
TIA/EIA 568-A: Cat 5e
ISO/IEC11801: Cat 5e

K5887

Suitable for both RJ11 and RJ12 jacks

RJ11: 4 wire
RJ12: 6 wire

FCC68

DIMENSIONS:
25 x 50mm

Fixing holes are for No. 8 woodscrews (not supplied).

The enclosure has 4 entries, 1 on top, bottom and both sides.

TERMINAL CAPACITY:
Each terminal block accepts four 2.5mm² cables.

DIMENSIONS:
95 x 95 x 65mm
BS 6220: 1983

IP66 to BS EN 60529



Flush Mounting Frames


Flush Mounting Bezels

Conduit Entries

Accessories




K56500GRY




56500 WHI



K56501GRY



K56502GRY



56502 WHI



K56503GRY




56460 WHI




56461WHI



56462 WHI



56463 WHI




56464 WHI



56837



9933



56890 GRN



K9944

K56500GRY K56500WHI

1
1

1 GANG
PLASTER/TILE
FLUSH MOUNTING FRAME
WITH PROTECTIVE COVER
FOR USE WITH 157 X 110MM
PRODUCTS

56500 GRY 56500 WHI

1
1

1 GANG
PLASTER/TILE
FLUSH MOUNTING FRAME
WITH PROTECTIVE COVER
FOR USE WITH 95 X 95MM
PRODUCTS

K56501GRY K56501WHI

1
1

2 GANG
PLASTER/TILE
FLUSH MOUNTING FRAME
WITH PROTECTIVE COVER

The Flush adaptors for plaster and tile can be used with finish depths up to 20mm, by using the spacers provided. Allows flush mounted Masterseal Plus™ products to maintain their IP rating. Can be used with side entry or back entry enclosures.

DIMENSIONS:
56500: 115 x 115 x 34mm
K56500: 135 X 135 X 34mm
K56501: 135 X 195 X 34mm

K56502GRY K56502WHI

1
1

1 GANG
FLUSH MOUNTING BEZEL
FOR USE WITH 157 X 110MM
PRODUCTS

56502 GRY 56502 WHI

1
1

1 GANG
FLUSH MOUNTING BEZEL
FOR USE WITH 95 X 95MM
PRODUCTS

K56503GRY K56503WHI

1
1

2 GANG
FLUSH MOUNTING BEZEL

The Flush adaptors for brick and cavity walls should be used on vertical surfaces where no additional finishing, such as plastering is required.

Allows flush mounted Masterseal Plus™ products to maintain their IP rating.

Can only be used with back entry enclosures.

Supplied with 4 self tapping screws to fix enclosure to mounting bezel.

Clip-on surround hides mounting screws.

DIMENSIONS:
56502: 145 x 145 x 41mm
K56502: 165 x 165 x 41mm
K56503: 165 x 245 x 41mm

56460 GRY 56460 WHI

ENTRY BLANK

56461 BLK 56461 WHI

PVC CABLE ENTRY
TO PROVIDE DIRECT
ENTRY OF POWER CABLE
TO THE UNIT VIA THE
BOTTOM BOX ENTRY

56462 BLK 56462 WHI

20MM PLAIN CONDUIT
ENTRY PUSH FIT ADAPTOR
BETWEEN BACK BOX AND
20MM PLAIN CONDUIT

56463 BLK 56463 WHI

20MM THREADED
CONDUIT ENTRY PUSH FIT
ADAPTOR BETWEEN
BACK BOX AND 20MM
THREADED CONDUIT

56464 GRY 56464 WHI

BOX COUPLER
FOR GANGING ONE
MASTERSEAL OR MASTERSEAL
PLUS™
BOX NEXT TO ANOTHER

5
5

5
5

5
5

5
5

5
5

56837 BLK

REPLACEMENT GEL SEAL
FOR SOCKETS

9933

M20 EARTH LEAD
ADAPTOR FOR EARTHING
METAL CONDUIT

5

1

56890 GRN

REPLACEMENT
NEON LOCATOR

K9944

FLANGE FOR
PANEL MOUNTING
1 GANG 95 X 95MM MODULES

5

5