

technical hotline +44 (0)1268 563720

modular | wiring devices



range introduction

features and benefits

Grid Plus is a modular switching and monitoring system in a choice of attractive finishes to match complementary accessory ranges.

The comprehensive range of modules includes switches, indicators, dimmers, secret key switches, printed switches and buzzer units – making it the ideal system for commercial and public building applications.

Easy to fit and change, Grid Plus modules simply clip into place from the front of the mounting frame.

Vast range

Comprehensive range of grid and plate modules from a single manufacturer making the range flexible and suitable for more installations.

Ease of installation

Grid modules 'clip fit' to the frame without any requirement for special tools. They can be moved, removed or replaced whilst the frame is fitted to the box making installation or replacement speedy and simple.

Durability

Grid frames are made from pre-galvanised steel to provide extra high corrosion resistance preventing tarnishing. Ensures longevity of product.

Safety

Grid frames earth terminal capacity exceeds current standards for total safety assurance. All products are 100% tested before delivery for confidence of a 'fit and forget' installation. 20 year guarantee.

Blank
 Inserts

 1 MODULE
 BLANK INSERT

 Switch Modules
 10 Amp

 10 AMP SP
 ONE WAY

 10 AMP DP
 ONE WAY

 10 AMP SP
 TWO WAY

 10 AMP SP
 TWO-WAY
 RETRACTIVE
 SWITCH


FINISHES

WHITE	K4880WHI	10	K4881WHI	10	K4981WHI	10	K4882WHI	10	K4885WHI	10
BLACK	K4880BLK	10	K4881BLK	10	K4981BLK	10	K4882BLK	10	K4885BLK	10
GRAPHITE	K4880GRA	10	K4881GRA	10			K4882GRA	10		

These switches do NOT have to be derated when used with fluorescent or inductive loads.

BS EN 60669-1: 1999

These switches do NOT have to be derated when used with fluorescent or inductive loads.

BS EN 60669-1: 1999

These switches do NOT have to be derated when used with fluorescent or inductive loads.

BS EN 60669-1: 1999

Note: Push switches are not designed for fluorescent loads.
BS EN 60669-1: 1999

technical hotline +44 (0)1268 563720

modular | wiring devices

Switch Modules 20 Amp

10 AMP SP
TWO-WAY
RED RETRACTIVE
SWITCH

10 AMP SP
TWO-WAY
RETRACTIVE SWITCH
MARKED WITH
BELL SYMBOL

10 AMP SP
TWO-WAY
RETRACTIVE
SWITCH MARKED
'PRESS'

10 AMP SP
TWO WAY
CENTRE OFF
RETRACTIVE
SWITCH

20 AMP SP
ONE-WAY



K4885RED	1	K4885BWHI	1	K4885PWHI	10	K4900WHI	10	K4891WHI	10
K4885REDB	1	K4885BBLK	1	K4885PBLK	1	K4900BLK	10	K4891BLK	10
								K4891GRA	10

Note: Push switches are not designed for fluorescent loads.
BS EN 60669-1: 1999

Note: Push switches are not designed for fluorescent loads.
BS EN 60669-1: 1999

Note: Push switches are not designed for fluorescent loads.
BS EN 60669-1: 1999

Note: Push switches are not designed for fluorescent loads.
BS EN 60669-1: 1999

These switches do NOT have to be derated when used with fluorescent or inductive loads.
BS EN 60669-1: 1999

Switch Modules 20 Amp

20 AMP DP
ONE-WAY
PUSH TO MAKE

20 AMP DP
ONE-WAY
RED ROCKER
PUSH TO MAKE

20 AMP DP
ONE-WAY
PUSH TO BREAK
RETRACTIVE

20 AMP DP
ONE-WAY
RED ROCKER
PUSH TO BREAK
RETRACTIVE

20 AMP SP
TWO WAY



FINISHES

WHITE	K4910WHI 10	K4910RED 10	K4915WHI 10	K4915RED 10	K4892WHI 10
BLACK	K4910BLK 10	K4910REDB 1	K4915BLK 10	K4915REDB 1	K4892BLK 10
GRAPHITE					

These switches do NOT have to be derated when used with fluorescent or inductive loads.
BS EN 60669-1: 1999

These switches do NOT have to be derated when used with fluorescent or inductive loads.
Note: Push switches are not designed for fluorescent loads.
BS EN 60669-1: 1999

Note: Push switches are not designed for fluorescent loads.
BS EN 60669-1: 1999

Note: Push switches are not designed for fluorescent loads.
BS EN 60669-1: 1999

These switches do NOT have to be derated when used with fluorescent or inductive loads.
BS EN 60669-1: 1999

B suffix on the list number denotes black inserts

technical hotline +44 (0)1268 563720

modular | wiring devices

20 AMP SP
TWO-WAY
RED ROCKER







20 AMP SP
TWO-WAY
SWITCH WITH
INTEGRAL NEON
LOCATOR

20 AMP SP
TWO-WAY
AND CENTRE OFF
LATCHING

20 AMP SP
RED ROCKER
TWO-WAY
AND CENTRE OFF
LATCHING

20 AMP
INTERMEDIATE

20 AMP
INTERMEDIATE
RED ROCKER

					
K4892RED 10	K4892LWHI 10	K4899WHI 10	K4899RED 10	K4893WHI 10	K4893RED 10
K4892REDB 10	K4892LBLK 1	K4899BLK 10		K4893BLK 10	K4893REDB 10

These switches do NOT have to be derated when used with fluorescent or inductive loads.
BS EN 60669-1: 1999

These switches do NOT have to be derated when used with fluorescent or inductive loads.
BS EN 60669-1: 1999

These switches do NOT have to be derated when used with fluorescent or inductive loads.
BS EN 60669-1: 1999

These switches do NOT have to be derated when used with fluorescent or inductive loads.
BS EN 60669-1: 1999

These switches do NOT have to be derated when used with fluorescent or inductive loads.
BS EN 60669-1: 1999

These switches do NOT have to be derated when used with fluorescent or inductive loads.
BS EN 60669-1: 1999

Switch Modules
 20 Amp

 20 AMP DP
 ONE-WAY

 20 AMP DP
 ONE-WAY
 NEON

 20 AMP DP
 ONE-WAY
 WITH WINDOW

 20 AMP DP
 ONE-WAY
 RED ROCKER

 Printed Modules
 with and
 without Neon

 20 AMP DP
 ONE-WAY
 BOILER

 20 AMP DP
 ONE-WAY
 BOILER
 NEON

FINISHES

WHITE	K4896WHI 10	K4896NWHI 1	K4896WWHI 10	K4896RED 10	K4896BRWHI 1	K4896NBRWHI 1
BLACK	K4896BLK 10	K4896NBLK 1	K4896WBLK 10		K4896BRBLK 1	K4896NBRBLK 1

BS EN 60669-1: 1999

BS EN 60669-1: 1999

BS EN 60669-1: 1999

BS EN 60669-1: 1999

BS EN 60669-1: 1999

BS EN 60669-1: 1999

technical hotline +44 (0)1268 563720

modular | wiring devices

20 AMP DP ONE-WAY DISHWASHER	20 AMP DP ONE-WAY DISHWASHER NEON	20 AMP DP ONE-WAY COOKER HOOD	20 AMP DP ONE-WAY COOKER HOOD NEON	20 AMP DP ONE-WAY FAN	20 AMP DP ONE-WAY FAN NEON	20 AMP DP ONE-WAY FRIDGE
------------------------------------	--	-------------------------------------	---	-----------------------------	-------------------------------------	--------------------------------



K4896DWWHI 1	K4896NDWWHI 1	K4896CHWHI 1	K4896NCHWHI 1	K4896FNWHI 1	K4896NFNWHI 1	K4896FGWHI 1
K4896DWBLK 1	K4896NDWBLK 1	K4896CHBLK 1	K4896NCHBLK 1	K4896FNBLK 1	K4896NFNBLK 1	K4896FGBLK 1

Printed Modules with and without Neon

20 AMP DP
ONE-WAY
FRIDGE
NEON

20 AMP DP
ONE-WAY
FREEZER

20 AMP DP
ONE-WAY
FREEZER
NEON

20 AMP DP
ONE-WAY
FRIDGE FREEZER

20 AMP DP
ONE-WAY
FRIDGE FREEZER
NEON



FINISHES

WHITE	K4896NFGWHI 1	K4896FZWHI 1	K4896NFZWHI 1	K4896FFWHI 1	K4896NFFWHI 1
BLACK	K4896NFGBLK 1	K4896FZBLK 1	K4896NFZBLK 1	K4896FFBLK 1	K4896NFFBLK 1

BS EN 60669-1: 1999

BS EN 60669-1: 1999

BS EN 60669-1: 1999

BS EN 60669-1: 1999

BS EN 60669-1: 1999

technical hotline +44 (0)1268 563720

modular | wiring devices

20 AMP DP
ONE-WAY
WASTE DISPOSAL

20 AMP DP
ONE-WAY
WASTE DISPOSAL
NEON

20 AMP DP
ONE-WAY
WASHING
MACHINE

20 AMP DP
ONE-WAY
WASHING
MACHINE
NEON

20 AMP DP
ONE-WAY
TUMBLE DRYER

20 AMP DP
ONE-WAY
TUMBLE DRYER
NEON



K4896WDWHI

1

K4896NWDWHI

1

K4896WMWHI

1

K4896NWMWHI

1

K4896TDWHI

1

K4896NTDWHI

1

K4896WDBLK

1

K4896NWDBLK

1

K4896WMBLK

1

K4896NWMBLK

1

K4896TDBLK

1

K4896NTDBLK

1

BS EN 60669-1: 1999

BS EN 60669-1: 1999

BS EN 60669-1: 1999

BS EN 60669-1: 1999

BS EN 60669-1: 1999

BS EN 60669-1: 1999

Printed Modules with and without Neon

20 AMP DP ONE-WAY WASHER DRYER	20 AMP DP ONE-WAY WASHER DRYER NEON	20 AMP DP ONE-WAY MICROWAVE	20 AMP DP ONE-WAY MICROWAVE NEON	20 AMP DP ONE-WAY HEATER
--------------------------------------	--	-----------------------------------	---	--------------------------------



FINISHES

WHITE	K4896WDRWHI 1	K4896NDRWHI 1	K4896MWWHI 1	K4896NMWWHI 1	K4896HRWHI 1
BLACK	K4896WDRBLK 1	K4896NDRBLK 1	K4896MWBLK 1	K4896NMWBLK 1	K4896HRBLK 1

BS EN 60669-1: 1999

BS EN 60669-1: 1999

BS EN 60669-1: 1999

BS EN 60669-1: 1999

BS EN 60669-1: 1999

technical hotline +44 (0)1268 563720

modular | wiring devices

20 AMP DP
ONE-WAY
HEATER
NEON

20 AMP DP
ONE-WAY
OVEN

20 AMP DP
ONE-WAY
OVEN
NEON

20 AMP DP
ONE-WAY
HOB

20 AMP DP
ONE-WAY
HOB
NEON

20 AMP DP
ONE-WAY
IMMERSION
HEATER



K4896NHRWHI

1

K4896OVWHI

1

K4896NOVWHI

1

K4896HBWHI

1

K4896NHBWHI

1

K4896IHWHI

1

K4896NHRBLK

1

K4896OVBLK

1

K4896NOVBLK

1

K4896HBBLK

1

K4896NHBBLK

1

K4896IHBLK

1

BS EN 60669-1: 1999

BS EN 60669-1: 1999

BS EN 60669-1: 1999

BS EN 60669-1: 1999

BS EN 60669-1: 1999

BS EN 60669-1: 1999

Printed Modules with and without Neon

20 AMP DP
ONE-WAY
IMMERSION
HEATER
NEON

20 AMP DP
ONE-WAY
PLINTH HEATER

20 AMP DP
ONE-WAY
PLINTH HEATER
NEON

20 AMP DP
ONE-WAY
WORKTOP
LIGHTING

20 AMP DP
ONE-WAY
WORKTOP
LIGHTING
NEON



FINISHES

WHITE	K4896NIHWHI 1	K4896PHWHI 1	K4896NPHWHI 1	K4896WLWHI 1	K4896NWLWHI 1
BLACK		K4896PHBLK 1	K4896NPHBLK 1	K4896WLBLK 1	K4896NWLBLK 1

BS EN 60669-1: 1999

BS EN 60669-1: 1999

BS EN 60669-1: 1999

BS EN 60669-1: 1999

BS EN 60669-1: 1999

technical hotline +44 (0)1268 563720

modular | wiring devices

20 AMP DP
ONE-WAY
WINE COOLER

20 AMP DP
ONE-WAY
WINE COOLER
NEON

20 AMP DP
ONE-WAY
WARMING
DRAWER

20 AMP DP
ONE-WAY
WARMING
DRAWER
NEON

20 AMP DP
ONE-WAY
COFFEE MACHINE

20 AMP DP
ONE-WAY
COFFEE MACHINE
NEON



K4896WCWHI

1

K4896NWCWHI

1

K4896WDAWHI

1

K4896NDAWHI

1

K4896CMWHI

1

K4896NCMWHI

1

K4896WCBLK

1

K4896NWCBLK

1

K4896WDABLK

1

K4896NDABLK

1

K4896CMBLK

1

K4896NCMBLK

1

BS EN 60669-1: 1999

BS EN 60669-1: 1999

BS EN 60669-1: 1999

BS EN 60669-1: 1999

BS EN 60669-1: 1999

BS EN 60669-1: 1999

Secret Key Switch Modules

20 AMP
INTERMEDIATE
SECRET KEY
SWITCH

20 AMP SP
TWO-WAY
SECRET KEY
SWITCH

20 AMP SP
TWO-WAY
SECRET KEY
SWITCH MARKED
'EMG LTG TEST'

20 AMP DP
ONE-WAY
SECRET KEY
SWITCH

20 AMP DP
EMERGENCY
LIGHTING



FINISHES

WHITE	K4894WHI	10	K4898WHI	10	K4898ELWHI	10	K4917WHI	10	K4917ELWHI	10
BLACK	K4894BLK	1	K4898BLK	1	K4898ELBLK	1	K4917BLK	1		

BS EN 60669-1: 1999
Key (34052IC) is supplied.

BS EN 60669-1: 1999
Key (34052IC) is supplied.

BS EN 60669-1: 1999
Key (34052IC) is supplied.

BS EN 60669-1: 1999
Key (34052IC) is supplied.

BS EN 60669-1: 1999
Key (34052IC) is supplied.

technical hotline +44 (0)1268 563720

modular | wiring devices

Indicator Unit Modules

20 AMP SP
TWO-WAY
SECRET KEY
SWITCH (BIASED
ONE WAY)

200-250V
NEON

200-250V
NEON

200-250V
FLUORESCENT

21-36V
FILAMENT

21-36V
FILAMENT



K4918WHI 10	K4889RED 10	K4889AMB 10	K4889GRN 10	K4836RED 10	K4836AMB 10
K4918BLK 10	K4889REDB 1				

BS EN 60669-1: 1999
Key (3405ZIC) is supplied.

BS 5733: 2010

BS 5733: 2010

BS 5733: 2010

BS 5733: 2010

BS 5733: 2010

B suffix on the list number
denotes black inserts

Indicator Unit Modules

21-36V
FILAMENT



Dimmer Switch Modules

TUNGSTEN FILAMENT AND LOW VOLTAGE LIGHTING

40W/VA-220W/
180VA MAX
230V A.C., 50HZ
ONE MODULE



60W/VA-400W/
320VA MAX
230V A.C., 50HZ
TWO MODULE



0-10V/1-10V
FLUORESCENT
CONTROLLER
ONE MODULE



Accessory Modules

SINGLE TV
CO-AXIAL OUTLET
NON-ISOLATED



FINISHES

WHITE

K4836GRN

10

K4501WHILV

1

K4500WHILV

1

K4499WHI

1

K4520WHI

10

BLACK

K4501BLKLV

1

K4500BLKLV

1

K4499BLK

1

K4520BLK

1

BS 5733: 2010

These dimmers employ the latest microcontroller based circuitry to provide electronic soft start and overload protection.

Suitable for use with good quality electronic or wire wound transformers. Can also be used with good quality mains voltage halogen lamps incorporating GU10 bases. Please check with lamp manufacturer to determine suitability.

K4501WHI/BLK Max. No. of low voltage T/F's – 3

K4500WHI/BLK Max. No. of low voltage T/F's – 5

Not suitable for fluorescent loads.

All dimmers have push on – push off, 2 way switches, integral with rotary control.

Note: Refer to technical section for derating.

Conform to BS EN 60669-2-1 and BS EN 55015

MK Fluorescent Grid Dimmers are low voltage controllers for connection to 1-10V controllable ballasts.

For direct connection to TV or FM aerial co-axial download. NOT to be used in same enclosure as mains exceeding 50V.

BS 3041: 1977

IEC 169-2: 1965

BS 5733: 2010 where applicable.

technical hotline +44 (0)1268 563720

modular | wiring devices

SINGLE TV
CO-AXIAL OUTLET
ISOLATED

BUZZER UNIT
200-250V

BUZZER UNIT
21-36V

16A CORD OUTLET

13A FUSE UNIT

13A FUSE UNIT
WITH
TAMPERPROOF
SCREW



K4521WHI

10

K4000WHI

10

K4001WHI

10

K4886WHI

10

K4890WHI

10

K4890KOWHI

10

K4521BLK

1

K4886BLK

1

K4890BLK

1

K4890KOBLK

1

For direct connection to TV or FM aerial co-axial download. NOT to be used in same enclosure as mains exceeding 50V.

BS 3041: 1977
IEC 169-2: 1965

BS 5733: 2010 where applicable.

Sound output level
Av 61 db @ 15 feet.
BS 5733: 2010











Sound output level
Av 61 db @ 15 feet.
BS 5733: 2010

Complete with 3 pairs of terminals. The supply terminals are suitable for up to 2 x 2.5mm² or 1 x 4mm² solid conductors. The load terminals are suitable for one 1.5mm² flexible cord. A cord grip is also fitted.

Fuse carrier comes with 13A cartridge fuse link to BS 1362.












Fuse carrier comes with 13A cartridge fuse link to BS 1362.

SELECTION CHART

	1 	2 	3 	4 	6 
	COVER PLATES				
LOGIC PLUS	K3631WHI/GRA 10	K3632WHI/GRA 10	K3633WHI/GRA 10	K3634WHI/GRA 10	K3636WHI/GRA 1
METALCLAD PLUS	K3491ALM 10	K3492ALM 10	K3493ALM 5	K3494ALM 5	K3496ALM 1
ALBANY PLUS See Albany Plus Pg 173	K3431 1	K3432 1	K3433 1	K3434 1	K3436 1
EDGE See Edge Pg 124	K14331 1	K14332 1	K14333 1	K14334 1	K14346 1
ASPECT See Aspect Pg 90	K24331 1	K24332 1	K24333 1	K24334 1	K24346 1
ALLOY See Alloy Pg 152	K5331 1	K5332 1	K5333 1	K5334 1	
	BOXES				
LOGIC PLUS flush	891ALM 10 2 x 20mm knockouts	891ALM 10 2 x 20mm knockouts	892ALM 5 4 x 20, 4 x 25mm knockouts	892ALM 5 4 x 20, 4 x 25mm knockouts	893ALM 5 4 x 20, 4 x 25mm knockouts
	821ALM 10 without knockouts	821ALM 10 without knockouts	822ALM 5 without knockouts	822ALM 5 without knockouts	823ALM 5 without knockouts
LOGIC PLUS surface metal	K2213ALM 5 5 x 20mm knockouts	K2213ALM 5 5 x 20mm knockouts	K2214ALM 5 7 x 20mm knockouts	K2214ALM 5 7 x 20mm knockouts	
	K2211ALM 5 without knockouts	K2211ALM 5 without knockouts	K2212ALM 5 without knockouts	K2212ALM 5 without knockouts	
LOGIC PLUS surface moulded	K2140WHI 10 with knockouts	K2140WHI 10 with knockouts	K2142WHI 5 with knockouts	K2142WHI 5 with knockouts	
LOGIC PLUS surface pvc	K2181WHI 10 with knockouts	K2181WHI 10 with knockouts	K2183WHI 5 with knockouts	K2183WHI 5 with knockouts	
METALCLAD PLUS & ALBANY PLUS surface	K8891ALM 10 5 x 20mm knockouts	K8891ALM 10 5 x 20mm knockouts	K8892ALM 5 7 x 20mm knockouts	K8892ALM 5 7 x 20mm knockouts	K8893ALM 5 4 x 20mm, 4 x 25mm knockouts
	K8821ALM 10 without knockouts	K8821ALM 10 without knockouts	K8822ALM 5 without knockouts	K8822ALM 5 without knockouts	K8823ALM 5 without knockouts
	K8901ALM 10 deep box 5 x 20mm knockouts	K8901ALM 10 deep box 5 x 20mm knockouts	K8902ALM 10 deep box 4 x 20mm, 4 x 25mm knockouts	K8902ALM 10 deep box 4 x 20mm, 4 x 25mm knockouts	
ALBANY PLUS ASPECT & EDGE flush	891ALM 10 2 x 20mm knockouts	891ALM 10 2 x 20mm knockouts	892ALM 5 4 x 20, 4 x 25mm knockouts	892ALM 5 4 x 20, 4 x 25mm knockouts	893ALM 5 4 x 20, 4 x 25mm knockouts
	821ALM 10 without knockouts	821ALM 10 without knockouts	822ALM 5 without knockouts	822ALM 5 without knockouts	823ALM 5 without knockouts
	GRIDS				
Edge/Insignia & Aspect cover plates include an integral grid	K3701 10 	K3702 10 	K3703 10 	K3704 10 	K3703 X 2 10 

technical hotline +44 (0)1268 563720

modular | wiring devices

8 	9 	12 	18 	24 	Architrave 
K3638WHI/GRA 1 K3498ALM 1 K3438 1 K14348 1 K24348 1	K3499ALM 1 K3439 1 K14349 1	K3639WHI 1 K3502ALM 1 K3442 1 K14352 1	K3508ALM 1 K3448 1 K14358 1	K3514ALM 1 K3454 1 K14354 1	 K3401 1 K14401 1
893ALM 5 4 x 20, 4 x 25mm knockouts 823ALM 5 without knockouts		895ALM 1 5 x 20, 5 x 25mm knockouts 825ALM 1 without knockouts			
K8893ALM 5 4 x 20mm, 4 x 25mm knockouts K8823ALM 5 without knockouts	K8895ALM 1 5 x 20mm, 5 x 25mm knockouts K8825ALM 1 without knockouts	K8895ALM 1 5 x 20mm, 5 x 25mm knockouts K8825ALM 1 without knockouts	K8898ALM 1 5 x 20mm, 5 x 25mm knockouts K8826ALM 1 without knockouts	K8900ALM 1 6 x 20mm, 6 x 25mm knockouts K8827ALM 1 without knockouts	
893ALM 5 4 x 20, 4 x 25mm knockouts 823ALM 5 without knockouts	895ALM 1 5 x 20, 5 x 25mm knockouts 825ALM 1 without knockouts	895ALM 1 5 x 20, 5 x 25mm knockouts 825ALM 1 without knockouts	898ALM 1 6 x 32mm knockouts	900ALM 1 6 x 32mm knockouts	3895ZIC 5 3 x 20mm knockouts (for flush mounting only) 3891ZIC 5 1 gang Architrave Boxes for EDGE
K3704 X 2 10 	K3703 X 3 10 	K3704 X 3 10 	K3706 X 3 10 	K3706 X 4 10 	K3708ZIC 10 