

technical hotline +44 (0)1268 563720

decorative | wiring devices



range introduction

features and benefits

Available in Brushed Stainless Steel, Brushed Chrome, Satin Gold and Polished Chrome finishes, Albany Plus™ brings stylish yet subtle good looks to both contemporary and classical interiors. Being manufactured from the finest materials, Albany Plus™ wiring devices maintain their high quality appearance for years to come.

Echo™ is an innovative range of entirely wireless, batteryless and self powered switches, only available from MK Electric and in finishes to complement the Albany Plus™ range. Please see page 31 for details.

Available in Brushed Stainless Steel, Brushed Chrome, Satin Gold and Polished Chrome

Providing a range of products that complement the décor and requirements of any interior.

Albany Plus™ Brushed Chrome and Satin Gold are pre-treated with a heat-cured powder lacquer finish

Brushed Chrome and Satin Gold products are coated with a special heat-cured powder lacquer finish ensuring that the range is durable, tarnish resistant and maintains its stylish and understated appearance for many years, and eliminates the need for a gasket.

Total Safety

MK sockets have a 3-pin operated "child resistant shutter system", which is designed to inhibit access to the electricity supply unless all 3 pins of a standard British 13A plug are in position.

Design Service

Perfect for when only a customised solution will do.

SUPERMOON
Powering modern work and life

Order at 訂貨熱線 :

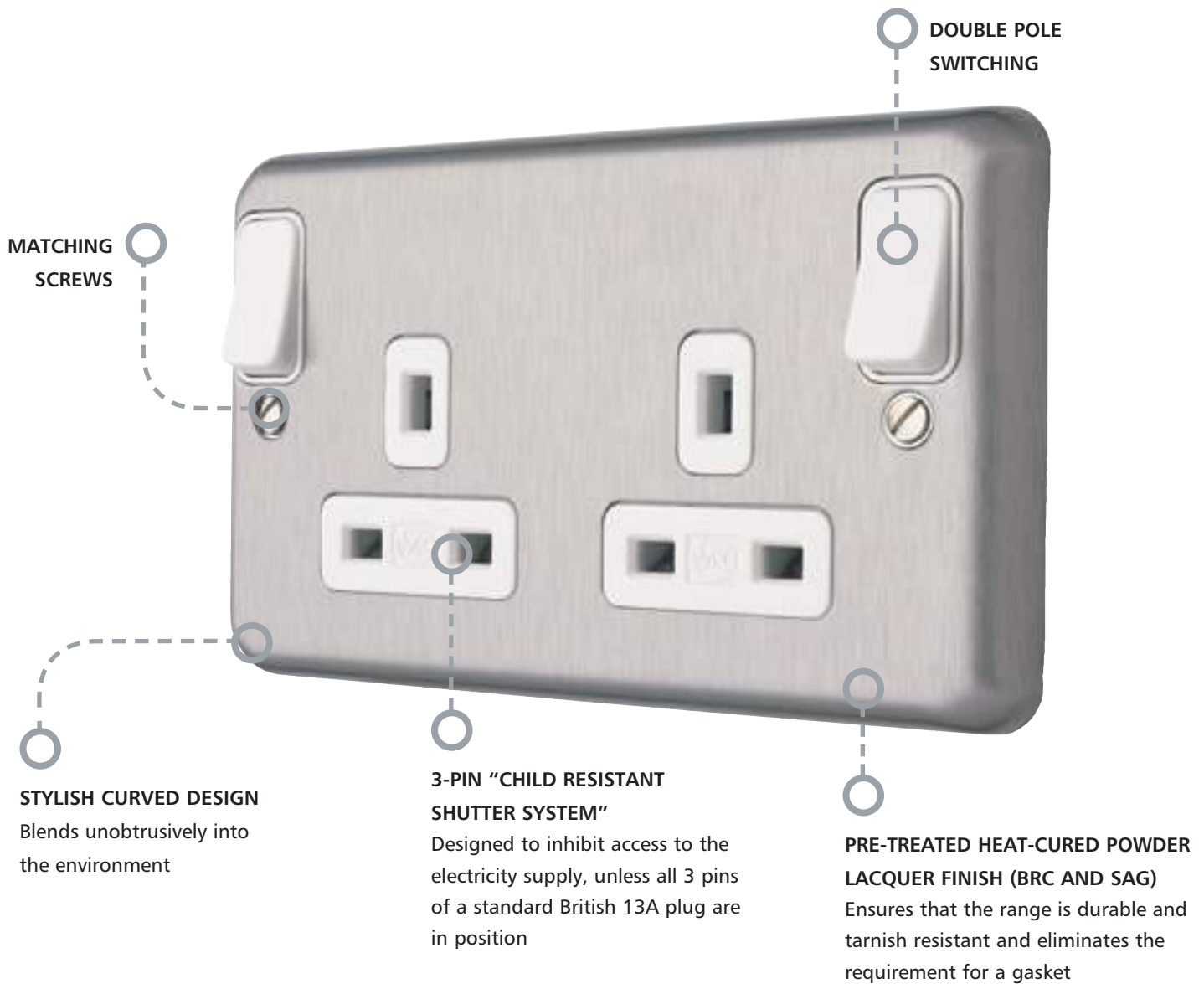
香港批發/分銷 T (852) 2781 2855

澳門批發/分銷 T (853) 2822 2751

工程/商業項目 T (852) 2691 9166

E enquiry@supermoon.hk

www.supermoon.hk



Terminal screws are backed out and captive. Terminals are upwards facing to make installation easier.

Funnel entrance to terminals.

Clear terminal markings for easy identification.

Polished Chrome finish complements modern interior design.

Brushed Chrome finish has subtle good looks to suit classic interiors.



technical hotline +44 (0)1268 563720

decorative | wiring devices

Switchsocket Outlets


13 AMP

1 GANG DP
DUAL EARTH
TERMINALS
FLUSH

2 GANG DP
FLUSH

2 GANG DP WITH
RED ROCKERS
FLUSH

1 GANG DP
DUAL EARTH
TERMINALS
WITH NEON
FLUSH



FINISHES

BRUSHED STAINLESS STEEL	K2958BSS	10	K2948BSS	5	K2948D6BSS	5	K2458BSS	10
BRUSHED CHROME	K2958BRC	10	K2948BRC	5	K2948D6BRC	5	K2458BRC	10
SATIN GOLD	K2958SAG	10	K2948SAG	5			K2458SAG	10
POLISHED CHROME	K2958PCR	10	K2948PCR	5			K2458PCR	10

High Integrity Earthing

K2958, K2458, K2947
Fitted with two earth terminals to provide a double earth facility for use when installations require a high integrity protective connection as specified within BS 7671: 2008

High Integrity Earthing

K2958, K2458, K2947
Fitted with two earth terminals to provide a double earth facility for use when installations require a high integrity protective connection as specified within BS 7671: 2008.

MOUNTING BOXES:

FLUSH 25mm
1 GANG: 861ZIC
2 GANG: 862ZIC
FLUSH 35mm (for extra wiring space)
1 GANG: 866ZIC
2 GANG: 886ZIC

SURFACE WITH KNOCKOUTS

1 GANG: K899ALM
2 GANG: K897ALM

SURFACE WITHOUT KNOCKOUTS

1 GANG: K829ALM
2 GANG: K830ALM

DIMENSIONS:

1 GANG: 86 x 86mm
2 GANG: 86 x 146mm

FIXING CENTRES:

1 GANG: 60.3mm
2 GANG: 120.6mm

BS 1363 Pt 2: 1995

Double pole switching

All switchsockets have double pole switching (neutral makes first, breaks last).

Switchsocket Outlets

2 GANG DP
WITH NEONS
FLUSH



2 GANG DP
WITH OUTBOARD
ROCKERS AND
DUAL EARTH
TERMINALS
FLUSH



2 GANG DP
WITH OUTBOARD
RED ROCKERS AND
DUAL EARTH
TERMINALS
FLUSH



2 GANG DP
WITH OUTBOARD
ROCKERS AND
'CLEAN EARTH'
FACILITY
FLUSH



1 GANG DP
WITH
CLEAN EARTH
FACILITY
FLUSH



FINISHES

BRUSHED STAINLESS STEEL	K2448BSS	5	K2947BSS	5	K2947D6BSS	5	K2947CEBSS	5	K1258BSS	10
BRUSHED CHROME	K2448BRC	5	K2947BRC	5	K2947D6BRC	5	K2947CEBRC	5		
SATIN GOLD	K2448SAG	5	K2947SAG	5						
POLISHED CHROME	K2448PCR	5	K2947PCR	5			K2947CEPCR	5	K1258PCR	10

High Integrity Earthing

K2958, K2458, K2947

Fitted with two earth terminals to

provide a double earth facility for use when installations require a high integrity protective connection as specified within BS 7671: 2008.

K2947CE

This product is provided with facilities for 'clean earth' connection.

BS 1363 Pt 2: 1995

K1258, K1259,

These products are provided with facilities for 'clean earth' connection and are suitable for non standard plugs with 'T' shaped earth pin.

See page 224.

BS 1363 Pt 2: 1995 where relevant

MOUNTING BOXES:

FLUSH 25mm

1 GANG: 861ZIC

2 GANG: 862ZIC

FLUSH 35mm (for extra wiring space)

1 GANG: 866ZIC

2 GANG: 886ZIC

SURFACE WITH KNOCKOUTS

1 GANG: K899ALM

2 GANG: K897ALM

SURFACE WITHOUT KNOCKOUTS

1 GANG: K829ALM

2 GANG: K830ALM

DIMENSIONS:

1 GANG: 86 x 86mm

2 GANG: 86 x 146mm

FIXING CENTRES:

1 GANG: 60.3mm

2 GANG: 120.6mm

BS 1363 Pt 2: 1995

Double pole switching

All switchsockets have double pole switching (neutral makes first, breaks last).

technical hotline +44 (0)1268 563720

decorative | wiring devices

2 GANG DP
WITH
CLEAN EARTH
FACILITY
FLUSH


2 GANG DP
FILTERED
13 AMP
SPIKE AND RFI
FLUSH

REPLACEMENT
FILTER SOCKET

1 GANG DP
5 AMP
SHUTTERED
ROUND PIN
FLUSH

1 GANG DP
15 AMP
SHUTTERED
ROUND PIN
FLUSH

Switchsocket
Outlets RCD
Protected
1 GANG
30MA RATED
TRIPPING CURRENT
ACTIVE CONTROL
CIRCUIT FLUSH



K1259BSS	5	K2826BSS	5	K1800WHI	5	K2881BSS	10	K2883BSS	10			
K1259BRC	5	K2826BRC	5				K2881BRC	10	K2883BRC	10	K6301BRC	5
K1259SAG	5	K2826SAG	5				K2881SAG	10	K2883SAG	10		
K1259PCR	5	K2826PCR	5				K2881PCR	10	K2883PCR	10		

K1258, K1259,
These products are
provided with facilities for
'clean earth' connection
and are suitable for non
standard plugs with 'T'
shaped earth pin.
See page 224.

BS 1363 Pt 2: 1995
where relevant

MOUNTING BOX: 866ZIC
Provides two way filtering
to reduce voltage spikes and
radio frequency interference.
Protected by thermal cut out.
Fitted with two earth
terminals to provide a
double earth facility when
installations require a
high integrity protective
connection as specified
within BS 7671: 2008.
Maximum total load 13A
DIMENSIONS:
86 x 146 x 39mm
FIXING CENTRES:
120.6mm
BS 5733: 2010

Maximum total load is
13A
BS 5733: 2010

MOUNTING BOXES:
FLUSH 25mm: 861ZIC
FLUSH 35mm: (for extra
wiring space) 866ZIC
SURFACE (BRC)
WITH KNOCKOUTS: K899ALM
WITHOUT KNOCKOUTS:
K829ALM
DIMENSIONS: 86 x 86mm
FIXING CENTRES: 60.3mm
BS 546: 1950

MOUNTING BOXES:
FLUSH 25mm: 861ZIC
FLUSH 35mm: (for extra
wiring space) 866ZIC
SURFACE (BRC)
WITH KNOCKOUTS:
K899ALM
WITHOUT KNOCKOUTS:
K829ALM
DIMENSIONS: 86 x 86mm
FIXING CENTRES: 60.3mm
BS 546: 1950

MOUNTING BOXES
FLUSH: 886ZIC
Boxes must have a minimum depth
of 30mm
SURFACE (BRC)
WITH KNOCKOUTS: K897ALM
WITHOUT KNOCKOUTS: K830ALM
It is important to ensure that
the correct control circuit, active
or passive, is selected for each
application.
Only suitable for supply voltage of
240V a.c., 50Hz.
DIMENSIONS: 86 x 146mm
FIXING CENTRES: 120.6mm
BS 7288: 1990

**Switchsocket
Outlets RCD
Protected**

1 GANG

30MA RATED

TRIPPING CURRENT
PASSIVE CONTROL
CIRCUIT **FLUSH**
**Socket Outlets
13 AMP**
2 GANG WITH
DUAL EARTH
TERMINALS**FLUSH**
**MEIGaN Socket Outlets
13 AMP**
1 GANG DP
SWITCHED
FLUSH1 GANG DP
UNSWITCHED
FLUSH2 GANG DP
WITH OUTBOARD
ROCKERS
FLUSH**FINISHES**

BRUSHED STAINLESS STEEL	K6304BSS 5	K733BSS 5			
BRUSHED CHROME		K733BRC 5	K2958BLU 1 ENGRAVED "MEDICAL EQUIPMENT ONLY"	K732BLU 1 ENGRAVED "MEDICAL EQUIPMENT ONLY"	K2947CEBLU 5 "CLEAN EARTH" FACILITY. ENGRAVED "MEDICAL EQUIPMENT ONLY"
SATIN GOLD					
POLISHED CHROME		K733PCR 5			

It is important to ensure that the correct control circuit, active or passive, is selected for each application.

Only suitable for supply voltage of 240V a.c., 50Hz.
BS 7288: 1990

High Integrity Earthing

K733 is fitted with two earth terminals to provide a double earth facility when installations require a high integrity protective connection as specified within BS 7671 IEE Wiring Regulations.

Product complies with the Medical Electrical Installation Guidance Notes (MEIGaN)

Product complies with the Medical Electrical Installation Guidance Notes (MEIGaN)

**K2947CEBLU
K733CEBLU**

These product are provided with facilities for "clean earth" connection.

Product complies with the Medical Electrical Installation Guidance Notes (MEIGaN)

MOUNTING BOXES:

FLUSH 25mm
1 GANG: 861ZIC
2 GANG: 862ZIC
FLUSH 35mm (for extra wiring space)

1 GANG: 866ZIC
2 GANG: 886ZIC

SURFACE WITH KNOCKOUTS:

1 GANG: K899ALM
2 GANG: K897ALM

WITHOUT KNOCKOUTS:

1 GANG: K829ALM
2 GANG: K830ALM

DIMENSIONS:

1 GANG: 86 x 86mm
2 GANG: 86 x 146mm

FIXING CENTRES:

1 GANG: 60.3mm
2 GANG: 120.6mm

BS 1363 Pt 2: 1995

(except for K6304)

technical hotline +44 (0)1268 563720

decorative | wiring devices

Key Operated Socket Outlet and Switch

2 GANG
UNSWITCHED
SOCKET
FLUSH

13 AMP 1 GANG DP
DUAL EARTH KEY
OPERATED SOCKET
FLUSH

20 AMP 1 GANG DP
KEY OPERATED
SWITCH
FLUSH

Floor Mounted Socket Outlets

13 AMP

1 GANG
SWITCHSOCKET
SPRING LOADED
HINGED COVER
PLATE

1 GANG
SWITCHSOCKET
SPRING LOADED
HINGED COVER
PLATE

2 GANG SOCKET
WITH SPRING
LOADED
HINGED COVER
PLATE



K733CEBLU 5 "CLEAN EARTH" FACILITY. ENGRAVED "MEDICAL EQUIPMENT ONLY"	K2949BSS 5	K2158BSS 5	740BSS 10	741BSS 10	742BSS 5
			740BRC 10	741BRC 10	742BRC 5
			740SAG 10	741SAG 10	742SAG 5

K2947CEBLU
K733CEBLU
 These product are provided with facilities for "clean earth" connection.
 BS 1363 Pt 2: 1995
 Product complies with the Medical Electrical Installation Guidance Notes (MEIGaN)

MOUNTING BOXES:
 FLUSH 35mm:
 1 GANG: 866ZIC
 2 GANG: 886ZIC
 SURFACE WITH KNOCKOUTS:
 1 GANG: K899ALM
 2 GANG: K897ALM
 WITHOUT KNOCKOUTS:
 1 GANG: K829ALM
 2 GANG: K830ALM
 DIMENSIONS:
 1 GANG: 86 x 86mm
 2 GANG: 86 x 146mm
 K2949
 BS 1363: Pt2: 1995

MOUNTING BOXES:
 FLUSH 35mm:
 1 GANG: 866ZIC
 2 GANG: 886ZIC
 SURFACE WITH KNOCKOUTS:
 1 GANG: K899ALM
 2 GANG: K897ALM
 WITHOUT KNOCKOUTS:
 1 GANG: K829ALM
 2 GANG: K830ALM
 DIMENSIONS:
 1 GANG: 86 x 86mm
 2 GANG: 86 x 146mm
 K2158
 BS EN 60669 – 1: 1999

MOUNTING BOXES:
 FLUSH:
 1 GANG: 866ZIC
 2 GANG: 886ZIC
 Boxes must have a minimum depth of 35mm
 Rotary operated shutter.
 DIMENSIONS:
 1 GANG: 102 x 86mm
 2 GANG: 102 x 146mm
 FIXING CENTRES:
 1 GANG: 60.3mm
 2 GANG: 120.6mm
 BS 1363 Pt2: 1995

MOUNTING BOXES:
 FLUSH:
 1 GANG: 866ZIC
 2 GANG: 886ZIC
 Boxes must have a minimum depth of 35mm
 Rotary operated shutter.
 DIMENSIONS:
 1 GANG: 102 x 86mm
 2 GANG: 102 x 146mm
 FIXING CENTRES:
 1 GANG: 60.3mm
 2 GANG: 120.6mm
 BS 1363 Pt2: 1995

MOUNTING BOXES:
 FLUSH:
 1 GANG: 866ZIC
 2 GANG: 886ZIC
 Boxes must have a minimum depth of 35mm
 Rotary operated shutter.
 DIMENSIONS:
 1 GANG: 102 x 86mm
 2 GANG: 102 x 146mm
 FIXING CENTRES:
 1 GANG: 60.3mm
 2 GANG: 120.6mm
 BS 1363 Pt2: 1995

: Connection Units

SWITCHED FUSED

 DP SWITCHED
WITH FLEX OUTLET
FLUSH

 DP SWITCHED
FLUSH

 DP SWITCHED
WITH
TAMPERPROOF
FUZE
CARRIER SCREW
FLUSH

 DP SWITCHED
WITH NEON
FLUSH


FINISHES

BRUSHED STAINLESS STEEL	K931BSS	5	K941BSS	5	K941KOBSS	5	K961BSS	5	K961D6BSS	5
BRUSHED CHROME	K931BRC	5	K941BRC	5	K941KOBRC	5	K961BRC	5	K961D6BRC	5
SATIN GOLD	K931SAG	5	K941SAG	5	K941KOSAG	5	K961SAG	5	K961D6SAG	5
POLISHED CHROME	K931PCR	5	K941PCR	5	K941KOPCR	5	K961PCR	5	K961D6PCR	5

MOUNTING BOXES:

FLUSH: 866ZIC

SURFACE (BRC):

WITH KNOCKOUTS: K899ALM

WITHOUT KNOCKOUTS:

K829ALM

All connection units are fitted with a 13A fuse (to BS 1362)

TERMINAL CAPACITY: 2 x 6mm² stranded (max)

DIMENSIONS: 86 x 86mm

FIXING CENTRES: 60.3mm

BS 1363 Pt 4: 1995

technical hotline +44 (0)1268 563720

decorative | wiring devices

DP SWITCHED
WITH FLEX
OUTLET AND
NEON
FLUSH

DP SWITCHED
WITH FLEX
OUTLET AND
NEON
FLUSH

DP SWITCHED
WITH FLEX
OUTLET,
NEON AND
TAMPERPROOF
FUSE
CARRIER SCREW
FLUSH

Connection Units
UNSWITCHED FUSED

WITH
TAMPERPROOF
FUSE CARRIER
SCREW
FLUSH

WITH
TAMPERPROOF
FUSE CARRIER
SCREW
FLUSH



K971BSS	5	K971D6BSS	5	K971KOBSS	5	K948BSS	5	K948KOBSS	5
K971BRC	5	K971D6BRC	5	K971KOBRC	5	K948BRC	5	K948KOBRC	5
K971SAG	5	K971D6SAG	5	K971KOSAG	5	K948SAG	5	K948KOSAG	5
K971PCR	5					K948PCR	5	K948KOPCR	5

MOUNTING BOXES:

FLUSH: 866ZIC

SURFACE (BRC) :

WITH KNOCKOUTS:
K899ALM

WITHOUT KNOCKOUTS:
K829ALM

All connection units are fitted with a
13A fuse
(to BS 1362)

TERMINAL CAPACITY
2 x 6mm² stranded (max)

DIMENSIONS: 86 x 86mm

FIXING CENTRES: 60.3mm

BS 1363 Pt 4: 1995

**Connection
Units**

 UNSWITCHED
FUSED

 WITH NEON
FLUSH

 WITH FLEX
OUTLET
AND NEON
FLUSH

DP Switches

20 AMP

FLUSH

 WITH NEON
FLUSH

 WITH FLEX
OUTLET
AND NEON
FLUSH

FINISHES

BRUSHED STAINLESS STEEL	K958BSS	5	K978BSS	5	K5213BSS	5	K5233BSS	5	K5233D6BSS	5
BRUSHED CHROME	K958BRC	5	K978BRC	5	K5213BRC	5	K5233BRC	5	K5233D6BRC	5
SATIN GOLD	K958SAG	5	K978SAG	5	K5213SAG	5	K5233SAG	5	K5233D6SAG	5
POLISHED CHROME			K978PCR	5			K5233PCR	5		

MOUNTING BOXES:

FLUSH: 866ZIC

SURFACE (BRC) :
WITH KNOCKOUTS: K899ALMWITHOUT KNOCKOUTS:
K829ALM

All connection units are fitted with a 13A fuse (to BS 1362)

TERMINAL CAPACITY
2 x 6mm² stranded (max)

DIMENSIONS: 86 x 86mm

FIXING CENTRES: 60.3mm

BS 1363 Pt 4: 1995

MOUNTING BOXES:

FLUSH:
866ZICSURFACE (BRC)
WITH KNOCKOUTS:
K899ALMWITHOUT KNOCKOUTS:
K829ALMTERMINAL CAPACITY
2 x 6mm² stranded (max)DIMENSIONS:
86 x 86mmFIXING CENTRES:
60.3mm

BS EN 60669-1: 1999

 DP Switches are
not recommended
for switching large
banks of PCs

technical hotline +44 (0)1268 563720

decorative | wiring devices

High Current Switches

WITH FLEX
OUTLET
AND NEON
FLUSH

32 AMP
FLUSH

50 AMP
FLUSH

Cooker Control Units

45 AMP
DP MAIN
SWITCH AND 13
AMP SWITCH
SOCKET OUTLET
WITH NEONS
FLUSH

Triple Pole & Neutral Switch

32 AMP
WITH NEON
FLUSH

Shaver/Toothbrush Supply Units

DUAL VOLTAGE
115/230V
OUTPUT
(220/240V
50/60HZ INPUT)
FLUSH



K5250BSS	5	K5106BSS	5	K5236BSS	5	K5261BSS	5	K5114BSS	5	K703BSS	5
K5250BRC	5	K5106BRC	5	K5236BRC	5	K5261BRC	5	K5114BRC	5	K703BRC	5
K5250SAG	5	K5106SAG	5	K5236SAG	5	K5261SAG	5	K5114SAG	5	K703SAG	5
K5250PCR	5	K5106PCR	5	K5236PCR	5	K5261PCR	5	K5114PCR	5	K703PCR	5

DP Switches are not recommended for switching large banks of PCs

MOUNTING BOXES:
FLUSH:
866ZIC (6mm² conductors)
877ZIC (10mm² conductors)
SURFACE (BRC) :
WITH KNOCKOUTS:
K899ALM
WITHOUT KNOCKOUTS:
K829ALM
DIMENSIONS:
86 x 86mm
FIXING CENTRES:
60.3mm
BS EN 60669-1: 1999

MOUNTING BOXES:
FLUSH:
886ZIC (6mm² conductors)
878ZIC (10mm² conductors)
SURFACE (BRC)
WITH KNOCKOUTS
K897ALM
WITHOUT KNOCKOUTS
K830ALM
DIMENSIONS:
86 x 146mm
FIXING CENTRES:
120.6mm
BS EN 60669-1: 1999

MOUNTING BOXES:
FLUSH:
886ZIC
(Up to 6mm² conductor)
878ZIC
(Up to 10mm² conductor)
Rotary operated shutter.
DIMENSIONS:
86 x 146mm
FIXING CENTRES:
120.6mm
BS 4177: 1992

MOUNTING BOX:
FLUSH: 878ZIC
This product is rated at 440 volts with a motor load rating of up to 12kW – 16 HP at 415V 3 phase.
It has a utilisation category of AC22A – switching of mixed resistive and inductive loads including moderate overloads for a continuous duty of 32 amps. Making capacity is 2000 amps peak.
TERMINAL CAPACITY:
16mm² conductors.
DIMENSIONS:
146 x 86mm
BS EN 60947-3: 1992

MOUNTING BOXES:
FLUSH: 878ZIC
This design incorporates a double wound isolating transformer rated 20VA at 230 or 115 volts and meets BS EN 61558-2-5:1998 making it safe for use in bathrooms.
Insertion of a shaver/toothbrush plug automatically switches on by energising the primary side of the isolating transformer – removal automatically switches off. The transformer is protected against overload by an automatic solid state overload device with automatic resetting.
DIMENSIONS: 146 x 86mm
FIXING CENTRES: 120.6mm
BS EN 61558-2-5: 1998

DUAL VOLTAGE
115/230V
OUTPUT
(120/130V
50/60HZ INPUT)
NON UK
FLUSH

Flex Outlets
(NON UK)

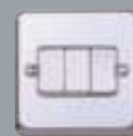
FLUSH

Plateswitches

10 AMP
FLUSH

2 GANG SP
TWO-WAY
FLUSH

3 GANG SP
TWO-WAY
FLUSH



FINISHES

BRUSHED STAINLESS STEEL		K2240BSS	5	K4671BSS	5	K4672BSS	5	K4673BSS	5	
BRUSHED CHROME	K707BRC	5	K2240BRC	5	K4671BRC	5	K4672BRC	5	K4673BRC	5
SATIN GOLD		K2240SAG	5	K4671SAG	5	K4672SAG	5	K4673SAG	5	
POLISHED CHROME				K4671PCR	5	K4672PCR	5	K4673PCR	5	

MOUNTING BOXES:

FLUSH: 878ZIC

This design incorporates a double wound isolating transformer rated 20VA at 230 or 115 volts and meets BS EN 61558-2-5:1998 making it safe for use in bathrooms.

Insertion of a shaver/toothbrush plug automatically switches on by energising the primary side of the isolating transformer – removal automatically switches off. The transformer is protected against overload by an automatic solid state overload device with automatic resetting.

DIMENSIONS: 146 x 86mm

FIXING CENTRES: 120.6mm

BS EN 61558-2-5: 1998

MOUNTING BOXES:

FLUSH: 866ZIC

SURFACE (BRC)
WITH KNOCKOUTS:
K899ALM

WITHOUT KNOCKOUTS:
K829ALM

Cable diameter:
Minimum 4mm
Maximum 14.5mm

DIMENSIONS:
1 gang: 86 x 86mm

FIXING CENTRES:
1 gang: 60.3mm

BS 5733: 2010

MOUNTING BOXES:

FLUSH: 3995ZIC

SURFACE (BRC) :
WITH KNOCKOUTS: K899ALM
WITHOUT KNOCKOUTS: K829ALM

These switches do not have to be derated when used with fluorescent or inductive loads.

Switches can be wired as either one-way or two-way.

DIMENSIONS: 86 x 86mm

FIXING CENTRES: 60.3mm

BS EN 60669-1: 1999

If an intermediate switch is required, a modular (Grid Plus) version is available. Order K3431 grid plate, K3701 grid frame and K4893WHI 20A intermediate switch.

technical hotline +44 (0)1268 563720

decorative | wiring devices

3 Pole Fan Isolator

1 GANG SP
TWO-WAY
10 AMP
WIDE ROCKER
FLUSH

2 GANG SP
TWO-WAY
WIDE ROCKER
FLUSH

10 AMP
WITHOUT
SWITCHLOCK
FLUSH

SWITCHLOCK
FOR FAN
ISOLATOR

Standard Dimmer Switches

230Va.c. 50Hz TUNGSTEN FILAMENT

1 GANG TWO WAY
SINGLE
40W MIN, 250W
MAX
FLUSH

1 GANG TWO WAY
SINGLE
60W MIN,
500W MAX
FLUSH



K4761BSS	5	K4762BSS	5	K4860BSS	1	K4858	10	K1534BSS	1	K1551BSS	1
K4761BRC	5	K4762BRC	5	K4860BRC	1		K1534BRC	1	K1551BRC	1	
K4761SAG	5	K4762SAG	5	K4860SAG	1		K1534SAG	1	K1551SAG	1	
K4761PCR	5	K4762PCR	5	K4860PCR	1		K1534PCR	1	K1551PCR	1	

MOUNTING BOXES:

FLUSH: 3995ZIC

SURFACE: K2160WHI

For local isolation of fans with or without timers for repair or routine maintenance.

DIMENSIONS:
86 x 86mm

FIXING CENTRES:
60.3mm

BS EN 60947-3: 1992

Conforming to the latest standards BS EN 60669-2-1 and BS EN 55015, they are overload protected and are suitable for use with tungsten filament lamps only.

Two way dimmers use push on/push off switches.

They are not suitable for use with fluorescent loads or with electronic or with wire-wound transformers in low voltage lighting systems.

Standard Dimmer Switches

230Va.c. 50Hz TUNGSTEN FILAMENT

1 GANG TWO WAY DOUBLE 40W, 250W MAX FOR EACH DIMMER FLUSH	2 GANG TWO WAY DOUBLE 60W MIN, 450W MAX FOR EACH DIMMER FLUSH	2 GANG TWO WAY TRIPLE 40W MIN, 250W MAX FOR EACH DIMMER FLUSH
---	--	--

FINISHES	1 GANG TWO WAY DOUBLE		2 GANG TWO WAY DOUBLE		2 GANG TWO WAY TRIPLE	
BRUSHED STAINLESS STEEL	K1532BSS	1	K1552BSS	1	K1533BSS	1
BRUSHED CHROME	K1532BRC	1	K1552BRC	1	K1533BRC	1
SATIN GOLD	K1532SAG	1	K1552SAG	1	K1533SAG	1
POLISHED CHROME	K1532PCR	1	K1552PCR	1	K1533PCR	1



Conforming to the latest standards BS EN 60669-2-1 and BS EN 55015, they are overload protected and are suitable for use with tungsten filament lamps only.

Two way dimmers use push on/push off switches.

They are not suitable for use with fluorescent loads or with electronic or with wire-wound transformers in low voltage lighting systems.

technical hotline +44 (0)1268 563720

decorative | wiring devices

Intelligent Dimmer Switches

230VA.C. 50HZ TUNGSTEN FILAMENT

1 GANG TWO WAY
SINGLE
40W/VA MIN,
300W/240VA MAX
FLUSH

1 GANG TWO
WAY SINGLE
60W/VA MIN,
500W/400VA MAX
FLUSH

1 GANG TWO WAY
DOUBLE
40W/VA MIN,
300W/240VA MAX
FOR EACH DIMMER
FLUSH

2 GANG TWO
WAY DOUBLE
60W/VA MIN,
450W/360VA
MAX FOR EACH
DIMMER
FLUSH

Dimmer Switches

(NON UK) 200-240Va.c.
50Hz or 60Hz

1 GANG SINGLE
ONE WAY
75-500W 50HZ
FLUSH



K1536BSSLV	1	K1551BSSLV	1	K1532BSSLV	1	K1552BSSLV	1	K1541BSS	1
K1536BRCLV	1	K1551BRCLV	1	K1532BRCLV	1	K1552BRCLV	1	K1541BRC	1
K1536SAGLV	1	K1551SAGLV	1	K1532SAGLV	1	K1552SAGLV	1	K1541SAG	1
K1536PCRLV	1	K1551PCRLV	1	K1532PCRLV	1	K1552PCRLV	1	K1541PCR	1

Conforming to the latest standards BS EN 60669-2-1 and BS EN 55015, they use 'state of the art' micro controller based circuitry to provide soft start and overload protection.

The soft start feature helps in greatly prolonging the life of tungsten, normal or halogen lamps.

Suitable for use with good quality electronic or wire wound transformers. Can also be used with good quality mains voltage halogen lamps incorporating GU10 bases. Please check with lamp manufacturer to determine suitability.

Not suitable for use with fluorescent loads.

Dimmer Switches

1 GANG SINGLE
TWO WAY 100–
1000W 50HZ
FLUSH




Blank Plates

1 GANG
FLUSH



2 GANG
FLUSH



TV/FM Coaxial Socket Outlets

NON ISOLATED
FLUSH



ISOLATED
FLUSH



FINISHES

BRUSHED STAINLESS STEEL	K1561BSS	1	K3330BSS	10	K3329BSS	5	K3580BSS	5	K3581BSS	5
BRUSHED CHROME	K1561BRC	1	K3330BRC	10	K3329BRC	5	K3580BRC	5	K3581BRC	5
SATIN GOLD	K1561SAG	1	K3330SAG	10	K3329SAG	5	K3580SAG	5	K3581SAG	5
POLISHED CHROME	K1561PCR	1	K3330PCR	10	K3329PCR	5	K3580PCR	5	K3581PCR	5

MOUNTING BOXES FOR DIMMERS:

FLUSH:
1 GANG: 861ZIC 25mm deep min
2 GANG: 862ZIC 25mm deep min
866ZIC: 35mm min for K1532BRCLV K1532SAGLV

DIMENSIONS:
1 GANG: 86 x 86mm
2 GANG: 86 x 146mm

FIXING CENTRES:
1 GANG: 60.3mm
2 GANG: 120.6mm

MOUNTING BOXES:

FLUSH:
1 GANG: 866ZIC
2 GANG: 886ZIC

SURFACE (BRC) :
WITH KNOCKOUTS:
1 GANG: K899ALM
2 GANG: K897ALM

WITHOUT KNOCKOUTS:
1 GANG: K829ALM
2 GANG: K830ALM

DIMENSIONS:
1 GANG: 86 x 86mm
2 GANG: 86 x 146mm

FIXING CENTRES:
1 GANG: 60.3mm
BS 5733: 2010

MOUNTING BOXES:

FLUSH:
1 GANG: 866ZIC
2 GANG: 886ZIC

SURFACE (BRC) :
WITH KNOCKOUTS:
1 GANG: K899ALM
2 GANG: K897ALM

WITHOUT KNOCKOUTS:
1 GANG: K829ALM
2 GANG: K830ALM

DIMENSIONS:
1 GANG: 86 x 86mm
2 GANG: 86 x 146mm

FIXING CENTRES:
1 GANG: 60.3mm
BS 5733: 2010

MOUNTING BOXES:

FLUSH: 861ZIC

SURFACE (BRC) :
WITH KNOCKOUTS: K899ALM
WITHOUT KNOCKOUTS: K829ALM

K3580

Single outlet for connection to a single TV or FM co-axial aerial lead.

K3581, K3582

Provides safety isolation rated at 2000Va.c. between aerial lead and socket. Single outlet for connection to a single TV or FM co-axial aerial lead. Twin outlet with TV/

technical hotline +44 (0)1268 563720

decorative | wiring devices

Satellite Socket Outlets

TWIN
OUTLET WITH
TV/FM DIPLEXER
FLUSH

SINGLE OUTLET
F TYPE
SATELLITE SOCKET
FLUSH

Floor Mounted Euro Frame

1 GANG STANDARD
FLOOR MOUNTED
EURO FRAME

1 GANG RECESS
FLOOR
MOUNTED EURO
FRAME

2 GANG
STANDARD
FLOOR
MOUNTED EURO
FRAME

2 GANG RECESS
FLOOR
MOUNTED EURO
FRAME



K3582BSS	5	K3585BSS	1	790BSS	10	791BSS	10	795BSS	10	796BSS	10
K3582BRC	5	K3585BRC	1	790BRC	10	791BRC	10	795BRC	10	796BRC	10
K3582SAG	5	K3585SAG	1	790SAG	10	791SAG	10	795SAG	10	796SAG	10
K3582PCR	5	K3585PCR	1								

IEC 169-2: 1965

DIMENSIONS:
86 x 86mm

FIXING CENTRES:
60.3mm

BS 5733: 2010 where
applicable

FM diplexer for
connection to single
co-axial aerial lead
with combined TV & FM
signals. Suitable for
UHF TV and VHF FM
radio.

Fully screened
modular TV/
Satellite outlets
are available to fit
Euro frontplates.
See page 56 for
details.

MOUNTING BOXES:

FLUSH:
1 GANG: 866ZIC
2 GANG: 886ZIC

Boxes must have a minimum depth of 35mm

DIMENSIONS:
1 GANG: 102 x 86mm
2 GANG: 102 x 146mm

FIXING CENTRES:
1 GANG: 60.3mm
2 GANG: 120.6mm

NOTE:

Recessed Euro Frame products must be used with 'F' Type
connectors. This ensures full lid closure when the aerial lead is
disconnected.

Power sockets must only be used with the standard Euro Frame
products as the recessed type may NOT allow full plug engagement.

BS 5733: 2010

For a complete selection of Euro modules, see pages 54-56.

Euro, LJU6C and MK Modular
 Data Frontplates
EURO 1 MODULE
FLUSHEURO 2 MODULE
FLUSHEURO 4 MODULE
FLUSHLJU6C 2 MODULE
FLUSH

FINISHES

BRUSHED STAINLESS STEEL	K181BSS	5	K182BSS	5	K184BSS	5	K172BSS	5
BRUSHED CHROME	K181BRC	5	K182BRC	5	K184BRC	5	K172BRC	5
SATIN GOLD	K181SAG	5	K182SAG	5	K184SAG	5	K172SAG	5
POLISHED CHROME	K181PCR	5	K182PCR	5	K184PCR	5	K172PCR	5

For a complete selection of Euro, LJU6C and MK Modular Data modules and more information see pages 54-58.

DIMENSIONS:

1 & 2 module: 86 x 86mm
 3 & 4 module: 86 x 146mm

BS 5733: 2010.

Note: LJU6C and Euro Data Frontplates: no grid required, modules just clip into place. MK Modular require appropriate grid.

technical hotline +44 (0)1268 563720

decorative | wiring devices

MK MODULAR
1 MODULE
FLUSH

MK MODULAR
2 MODULE
FLUSH

MK MODULAR
3 MODULE
FLUSH

MK MODULAR
4 MODULE
FLUSH



K391BSS	10	K392BSS	10	K393BSS	5	K394BSS	5
K391BRC	10	K392BRC	10	K393BRC	5	K394BRC	5
K391SAG	10	K392SAG	10	K393SAG	5	K394SAG	5
K391PCR	10	K392PCR	10	K393PCR	5	K394PCR	5

For a complete selection of Euro, LJU6C and MK Modular Data modules and more information see pages 54-58.

DIMENSIONS:

1 & 2 module: 86 x 86mm

3 & 4 module: 86 x 146mm

BS 5733: 2010.

Note: LJU6C and Euro Data Frontplates: no grid required, modules just clip into place. MK Modular require appropriate grid.

Euro Power Modules

UK 1 GANG EURO 2 MODULE 13 AMP 250V SHUTTERED	GERMAN 2P+E 16 AMP 250V SHUTTERED EURO 2 MODULE (NON UK)	AMERICAN 15 AMP 127V SHUTTERED EURO 2 MODULE (NON UK)	UK 1 GANG EURO 2 MODULE 5 AMP 250V SHUTTERED	FRENCH/ BELGIAN 2P+E 16AMP 250V SHUTTERED EURO TWO MODULE (NON UK)	USB CHARGING MODULE EURO 2 MODULE
--	--	---	--	---	---

FINISHES

BRUSHED STAINLESS STEEL

BRUSHED CHROME

SATIN GOLD

POLISHED CHROME



K5830WHI 10

K5831WHI 10

K5832WHI 10

K5833WHI 10

K5834WHI 10

K5837WHI 1

K5830BLK 10

K5831BLK 10

K5832BLK 10

K5833BLK 10

K5834BLK 10

K5837BLK 1

K5830
MOUNTING BOX: 35mm
minimum
46mm (for extra wiring
space)
DIMENSIONS:
50 x 50mm
BS 1363 Pt 2:1995

K5831
MOUNTING BOX: 46mm
DIMENSIONS:
50 x 50mm
IEC 60884-1: 2006

K5832
MOUNTING BOX: 35mm
46mm (for extra wiring
space)
DIMENSIONS:
50 x 50mm
SASO 2203: 2003

K5833
MOUNTING BOX:
35mm minimum
46mm (for extra wiring
space)
DIMENSIONS:
50 x 50mm
BS 546:1950

K5834
MOUNTING BOX:
46mm
DIMENSIONS:
50 x 50mm
NFC61-341

K5837
MOUNTING BOX: 35mm
46mm (for extra wiring
space)
DIMENSIONS: 50 x 50mm

Features 2 charging sockets
each delivering 1A charging
current at 5Vdc (total 2A
max). Allows charging of
portable devices via USB 2.0
type A plug.

IEC 60950-1
IEC 61000-6-1/3

technical hotline +44 (0)1268 563720

decorative | wiring devices

Grid Plus Frontplates

1 MODULE
FLUSH


2 MODULE
FLUSH

3 MODULE
FLUSH

4 MODULE
FLUSH

6 MODULE
FLUSH

8 MODULE
FLUSH




K3431BSS	10	K3432BSS	10	K3433BSS	5	K3434BSS	5	K3436BSS	1	K3438BSS	1
K3431BRC	10	K3432BRC	10	K3433BRC	5	K3434BRC	5	K3436BRC	1	K3438BRC	1
K3431SAG	10	K3432SAG	10	K3433SAG	5	K3434SAG	5	K3436SAG	1	K3438SAG	1
K3431PCR	10	K3432PCR	10	K3433PCR	5	K3434PCR	5	K3436PCR	1	K3438PCR	1

For a complete selection of Grid Plus switch modules see Grid Plus pages 176 - 191.


DIMENSIONS:
Architrave: 118 x 38mm
1 & 2 module: 86 x 86mm
3 & 4 module: 86 x 146mm

BS 5733: 2010

Grid Plus
 Frontplates

 9 MODULE
 FLUSH

 12 MODULE
 FLUSH

 18 MODULE
 FLUSH

 24 MODULE
 FLUSH

 ARCHITRAVE
 1 MODULE
 FLUSH


FINISHES

BRUSHED STAINLESS STEEL	K3439BSS	1	K3442BSS	1	K3448BSS	1	K3454BSS	1	K3401BSS	10
BRUSHED CHROME	K3439BRC	1	K3442BRC	1	K3448BRC	1	K3454BRC	1	K3401BRC	10
SATIN GOLD	K3439SAG	1	K3442SAG	1	K3448SAG	1	K3454SAG	1	K3401SAG	10
POLISHED CHROME	K3439PCR	1	K3442PCR	1	K3448PCR	1	K3454PCR	1	K3401PCR	10

For a complete selection of Grid Plus switch modules see Grid Plus, pages 176-191.

DIMENSIONS:
 Architrave: 118 x 38mm
 6 & 8 module: 146 x 146mm
 9 & 12 module: 206 x 146mm

BS 5733: 2010